

mni Eurozone Issuance Profile

2020 Issuance: Nominal

^ Indicates revised issuance target due to COVID-19. Financing plans will continue to evolve through the year. Germany's revised 2020 issuance target reflects only the increase in planned Q3 issuance.

* YTD Issuance & YTD Cash Proc. for France are net of buybacks

e indicates our estimate of gross funding

	Austria	Belgium ^	Finland ^	France *^	Germany ^	Greece	Ireland^ (e)	Italy	Neth.^	Portugal ^	Slovakia	Slovenia	Spain (e)	Total
YTD Issuance	32.6	24.5	16.6	185.0	130.8	7.5	20.0	219.0	29.1	20.7	8.4	5.3	145.3	844.7
YTD Cash Proc.	33.8	26.0	16.3	198.0	137.0	7.5	20.3	220.5	31.0	21.5	8.5	5.3	148.8	874.5
2020 Target	35.0	49.0	21.8	260.0	273.0	7.0	22.0	247.0	40.0	31.1	4.8	2.1	216.0	1208.8
YTD Cash % Trgt	96.5	53.0	74.9	76.2	50.2	124.5	92.4	89.3	77.6	69.0	176.9	333.7	68.9	72.3
Cash Proceeds:														
1 - 4 YR	10.9	1.8	1.7	26.5	33.4	2.5	-	56.4	-	-	0.7	2.6	26.2	162.7
5 - 9 YR	4.8	3.1	7.0	104.6	36.6	2.0	8.5	75.2	11.0	9.0	2.8	-	43.7	308.4
10 - 14 YR	7.9	13.3	1.4	26.4	40.4	3.0	6.7	52.5	14.5	8.5	4.9	2.5	46.9	228.7
15 - 19 YR	0.4	-	3.0	12.8	10.4	-	4.0	14.7	-	4.0	-	-	6.3	55.5
20 - 29 YR	1.2	5.0	3.3	15.4	7.7	-	-	9.6	5.6	-	0.1	0.1	13.4	61.3
30 YR +	8.6	2.8	-	15.3	8.5	-	1.1	12.2	-	-	-	-	12.4	60.9
of which:														
Linker	-	-	-	21.5	4.1	-	-	31.2	-	-	-	-	5.3	62.1
CCTeu	-	-	-	-	-	-	-	3.8	-	-	-	-	-	3.8
CTZ	-	-	-	-	-	-	-	8.3	-	-	-	-	-	8.3
EMTN/Fgn Debt	-	1.4	1.4	-	-	-	-	-	-	-	-	-	-	2.8
Private	-	-	-	-	-	-	-	-	-	-	-	-	-	-

2020 Issuance: Nominal

2019	Jan	Feb	Mar	Apr	May	Jun	Jul	Aug	Sep	Oct	Nov	Dec	Total
1 - 4 YR	26.9	15.2	26.0	25.5	25.9	29.4	12.7	-	-	-	-	-	161.5
5 - 9 YR	26.7	33.5	33.5	62.0	73.2	39.5	30.0	-	-	-	-	-	298.4
10 - 14 YR	34.8	17.5	29.0	36.1	27.0	51.1	26.5	-	-	-	-	-	222.0
15 - 19 YR	7.2	14.6	-	5.5	9.0	6.4	10.8	-	-	-	-	-	53.5
20 - 29 YR	9.9	6.8	3.0	3.9	9.6	16.6	4.0	-	-	-	-	-	53.7
30 YR +	10.9	6.4	6.3	7.6	8.8	13.1	5.6	-	-	-	-	-	58.6
of which:													
Linker	11.1	4.4	1.8	2.5	26.3	7.1	5.7	-	-	-	-	-	58.9
CCTeu	-	1.2	0.9	0.8	1.0	-	-	-	-	-	-	-	3.8
CZT	-	-	3.2	-	5.2	-	-	-	-	-	-	-	8.4
EMTN/Foreign	-	-	-	-	3.0	-	-	-	-	-	-	-	3.0
Private Placements	-	-	-	-	-	-	-	-	-	-	-	-	-
Total	116.3	93.8	97.7	140.6	153.4	156.1	89.8	-	-	-	-	-	844.7
													1208.8

2020 Issuance: Cash Proceeds

	Jan	Feb	Mar	Apr	May	Jun	Jul	Aug	Sep	Oct	Nov	Dec	Total
1 - 4 YR	27.2	15.3	26.2	25.5	26.0	29.6	12.9	-	-	-	-	-	162.7
5 - 9 YR	27.6	34.6	35.0	63.7	74.6	41.3	31.6	-	-	-	-	-	308.4
10 - 14 YR	35.4	18.3	31.3	36.2	27.4	52.3	27.9	-	-	-	-	-	228.7
15 - 19 YR	7.6	15.2	-	6.2	9.6	6.6	10.3	-	-	-	-	-	55.5
20 - 29 YR	12.3	7.3	3.7	6.0	10.2	16.7	5.1	-	-	-	-	-	61.3
30 YR +	11.1	6.8	6.5	6.6	11.0	13.0	5.8	-	-	-	-	-	60.9
of which:													
Linker	13.5	4.9	2.3	2.5	26.7	7.4	4.9	-	-	-	-	-	62.1
CCTeu	-	1.2	1.0	0.7	1.0	-	-	-	-	-	-	-	3.8
CZT	-	-	3.1	-	5.2	-	-	-	-	-	-	-	8.3
EMTN/Foreign	-	-	-	-	2.8	-	-	-	-	-	-	-	2.8
Private Placements	-	-	-	-	-	-	-	-	-	-	-	-	-
Total	121.2	97.6	102.7	144.2	158.8	159.4	93.6	-	-	-	-	-	874.5
													1208.8

2019 Issuance: Nominal

	Jan	Feb	Mar	Apr	May	Jun	Jul	Aug	Sep	Oct	Nov	Dec	Total
1 - 4 YR	27.1	23.2	23.9	19.0	17.0	19.3	17.7	7.3	15.7	13.5	12.3	4.0	199.9
5 - 9 YR	32.4	20.2	21.6	21.1	20.2	17.1	18.2	13.7	19.2	29.4	18.5	5.8	237.7
10 - 14 YR	35.6	26.4	27.6	21.6	16.8	23.6	26.5	11.3	20.5	26.4	21.2	7.9	265.3
15 - 19 YR	12.4	5.9	4.2	5.6	5.9	7.0	2.4	1.8	4.5	0.8	2.8	-	53.3
20 - 29 YR	5.9	3.6	3.5	1.7	9.6	8.1	2.8	0.4	2.4	4.0	3.8	0.5	46.4
30 YR +	5.0	15.0	-	3.5	6.8	5.7	6.0	2.0	7.3	6.7	6.9	0.9	65.7
of which:													
Linker	4.1	4.8	4.7	3.9	4.4	3.3	4.0	-	2.8	6.2	5.0	-	43.2
CCTeu	3.6	1.3	-	1.2	-	1.2	-	1.0	0.9	0.9	0.9	-	10.7
CZT	2.7	2.6	2.3	4.6	2.9	2.6	-	-	1.7	3.0	2.0	-	24.4
EMTN/Foreign	-	-	-	-	-	-	-	-	-	6.4	-	-	6.4
Private Placements	-	-	-	-	-	-	-	-	-	-	-	-	-
Total	118.4	94.3	80.9	72.6	76.2	80.7	73.6	36.5	69.6	80.7	65.5	19.1	868.2

2019 Issuance: Cash Proceeds

	Jan	Feb	Mar	Apr	May	Jun	Jul	Aug	Sep	Oct	Nov	Dec	Total
1 - 4 YR	27.6	23.9	24.0	19.3	17.3	19.5	18.3	7.4	16.1	13.6	12.4	4.1	203.4
5 - 9 YR	32.9	21.9	22.1	21.4	20.4	17.3	19.0	14.8	20.4	30.2	18.9	6.0	245.2
10 - 14 YR	36.2	28.1	28.4	22.2	17.4	24.8	28.6	12.5	22.6	27.6	22.0	9.1	279.5
15 - 19 YR	12.4	6.0	4.3	6.0	6.3	7.9	2.8	3.0	5.5	0.9	3.2	-	58.3
20 - 29 YR	6.3	4.8	4.4	2.2	10.1	8.9	3.8	0.5	3.2	5.7	4.8	0.7	55.4
30 YR +	4.9	14.8	-	3.6	7.0	6.9	6.5	2.1	9.5	9.0	8.5	1.8	74.6
of which:													
Linker	5.1	6.8	5.1	4.3	4.9	3.9	4.5	-	3.3	6.6	6.1	-	50.6
CCTeu	3.6	1.2	-	1.1	-	1.2	-	1.0	0.9	0.9	0.9	-	10.8
CZT	2.7	2.6	2.3	4.5	2.8	2.6	-	-	1.7	3.0	2.0	-	24.2
EMTN/Foreign	-	-	-	-	-	-	-	-	-	6.3	-	-	6.3
Private Placements	2.0	-	-	-	-	-	-	-	-	-	-	-	2.0
Total	120.3	99.5	83.2	74.7	78.5	85.3	79.0	40.3	77.3	87.0	69.8	21.6	916.5

MNI Eurozone Net Cash Flow Matrix

Week beginning 27-Jul-2020



2020 Redemption Payments

Maturity	Country	Issue	Coupon	Amount (Ebln)
4-Jan	Germany	Bund	3.25	22.00
12-Jan	Latvia	Latvia - FX, fixed	2.75	0.60
15-Jan	Netherlands	NETHER	0.25	15.05
15-Jan	Belgium	Belgium EMTN - FC, fixe	1.63	1.29
15-Jan	Finland	Finland Int - FC, fixed	4.60	0.33
20-Jan	Finland	Finland - EMTN	Floating	0.10
22-Jan	EFSS	EFSS	1.50	8.00
24-Jan	Austria	Austria EMTN - EUR, fixe	0.00	1.00
26-Jan	Slovenia	SLOREP	4.13	1.65
31-Jan	Spain	Bono	1.40	23.10
1-Feb	Italy	BTP	4.50	22.62
3-Feb	Cyprus	Cyprus - EUR, fixed	4.63	0.45
5-Feb	Finland	Finland Int - FC, fixed	3.76	0.58
11-Feb	Lithuania	Lithuania Int - FX, fixed	7.38	1.55
21-Feb	Belgium	Belgium SNCB - FC, fixed	9.38	0.22
25-Feb	France	OAT	0.00	15.09
1-Mar	Italy	BTP	4.25	23.35
4-Mar	Austria	Austria EMTN - EUR, floa	Floating	0.25
13-Mar	Germany	Schatz	0.00	13.00
29-Mar	Lithuania	LITHGB	0.00	0.31
30-Mar	Italy	CTZ	0.00	15.34
15-Apr	Finland	RFGB	3.38	6.50
15-Apr	Germany	IL Bund	EU CPI+175	18.22
17-Apr	Germany	Bobl	0.00	20.00
18-Apr	Ireland	IRISH	4.50	10.60
20-Apr	Cyprus	CYPGB	6.10	0.01
22-Apr	Austria	Austria EMTN - EUR, floa	Floating	0.20
23-Apr	Italy	BTP Italia	IT CPI+165	16.71
25-Apr	France	OAT	3.50	26.26
25-Apr	Malta	MALTA	4.60	0.16
27-Apr	Slovakia	SLOVGB	4.00	3.00
27-Apr	Austria	Austria EMTN - EUR, floa	Floating	0.05
30-Apr	Spain	Bono	4.00	23.37
1-May	Italy	BTP	0.70	16.01
2-May	Cyprus	Cyprus - EUR, fixed	6.50	0.10
18-May	Luxembourg	LGB	3.38	2.00
20-May	Austria	Austria EMTN - EUR, fixe	0.00	1.00
25-May	France	OAT	0.00	18.33
27-May	Lithuania	LITHGB	0.70	0.29
4-Jun	Austria	Austria EMTN - EUR, floa	Floating	2.00
5-Jun	Latvia	LATVGB	0.63	0.11
8-Jun	Italy	Italy EMTN - EUR, float	Floating	0.20
9-Jun	Cyprus	CYPGB	5.35	0.01
10-Jun	Malta	MALTA	5.20	0.05
12-Jun	Germany	Schatz	0.00	12.00
15-Jun	Italy	BTP	0.35	15.88
15-Jun	Portugal	PGB	4.80	7.97
15-Jun	Italy	Italy EMTN - EUR, float	Floating	2.50
19-Jun	Greece	GGB	6.25	1.13
19-Jun	Greece	GGB (ECB holdings)	6.25	0.23
29-Jun	Austria	Austria EMTN - EUR, floa	Floating	0.10
1-Jul	Cyprus	CYPGB	4.75	0.08
4-Jul	Germany	Bund	3.00	22.00
15-Jul	Austria	RAGB	3.90	14.77
15-Jul	Netherlands	NETHER	3.50	14.39
17-Jul	EFSS	EFSS	1.63	5.99
25-Jul	France	OATeI	EU CPI+225	25.84
30-Jul	Spain	Bono	1.15	19.08
31-Jul	Malta	MALTA	3.35	0.06
24-Aug	Italy	Italy EMTN - EUR, fixed	4.45	0.45
1-Sep	Italy	BTP	4.00	24.55
4-Sep	Germany	Bund	2.25	16.00
11-Sep	Germany	Schatz	0.00	12.00
15-Sep	Finland	RFGB	0.38	6.00
21-Sep	Finland	Finland Int - FC, fixed	1.50	0.86
26-Sep	Malta	MALTA	2.00	0.14
28-Sep	Belgium	BGB	3.75	17.67
3-Oct	Lithuania	LITHGB	3.40	0.12
15-Oct	Italy	BTP	0.20	15.23
16-Oct	Germany	Bobl	0.25	19.00
18-Oct	Ireland	IRISH	5.00	6.48
23-Oct	ESM	ESM USD Bond	3.00	2.58
25-Oct	France	OAT	2.50	30.55
27-Oct	Italy	BTP Italia	IT CPI+125	7.49
29-Oct	Malta	Malta Float	EURIBOR 6m +75	0.05
29-Oct	EFSS	EFSS	1.75	6.00
31-Oct	Spain	Bono	4.85	18.39
1-Nov	Italy	BTP	0.65	14.22
3-Nov	ESM	ESM	0.10	4.99
25-Nov	France	OAT	0.25	20.02
27-Nov	Italy	CTZ	0.00	15.97
11-Dec	Germany	Schatz	0.00	12.00
15-Dec	Italy	CCTEU	EURIBOR 6m +80	12.86
15-Dec	Cyprus	CYPGB	2.75	0.75
15-Dec	Latvia	Latvia - EUR, fixed	0.50	0.55
15-Dec	Finland	Finland Int - FC, fixed	1.63	0.44
31-Dec	Malta	MALTA	7.00	0.00

Eurozone Govt Supply

Date	Country	Issue	Amount
27-Jul	Belgium	0.80% Jun-25 OLO	E1.5-2.0bln
	Belgium	0.90% Jun-29 OLO	***
28-Jul	Italy	May-22 CTZ	E2.75-3.25bln
	Italy	0.40% May-30 BTPei	E0.75-1.00bln
28-Jul	Germany	0% Nov-27 Bund	E4bln
29-Jul	Germany	0% May-35 Bund	E3.5bln
30-Jul	Italy	MT & LT BTPs	TBA
27-31-Jul	EFSS/ESM	Potential transaction	TBC

Upcoming Coupon Payments

Country	Amount (Ebln)
Total w/c 20-Jul	0.4
...largest payments	
Portugal	0.3
Total w/c 27-Jul	9.8
...largest payments	
Spain	8.2
France	1.1
Total w/c 3-Aug	4.7
...largest payments	
Italy	4.5
Greece	0.1
Total w/c 10-Aug	0.0
...largest payments	
Total w/c 17-Aug	2.3
...largest payments	
Germany	2.2
Total w/c 24-Aug	0.0
...largest payments	

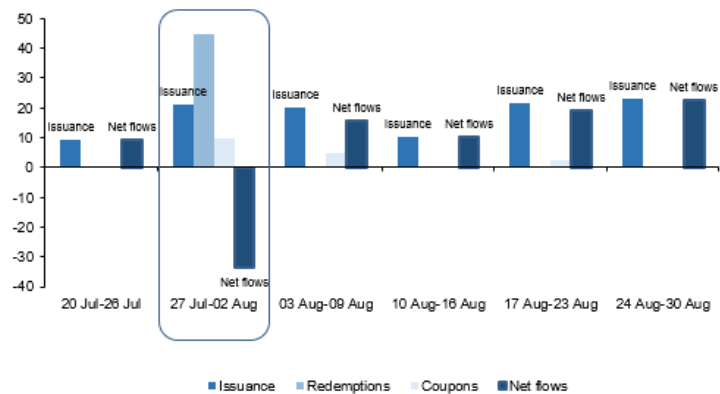
Weekly supply

E21.3bln

Net Cash Flow Matrix (Ebn)

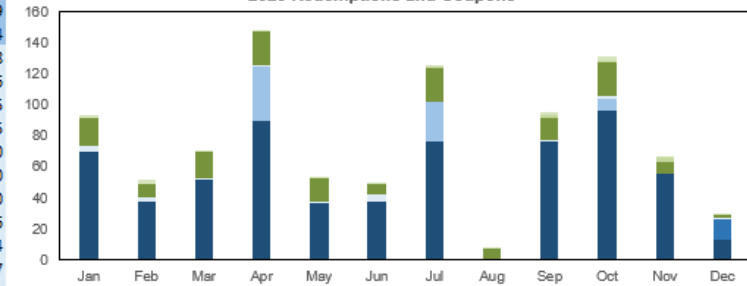
	20 Jul-26 Jul	27 Jul-02 Aug	03 Aug-09 Aug	10 Aug-16 Aug	17 Aug-23 Aug	24 Aug-30 Aug
Issuance*	9.5	21.3	20.3	10.5	21.5	23.0
Redemptions		45.0				0.5
Coupons	0.4	9.8	4.7	0.0	2.3	0.0
Net Flows	9.1	-33.6	15.6	10.5	19.2	22.5

Weekly Net Cash Flows (Ebln)



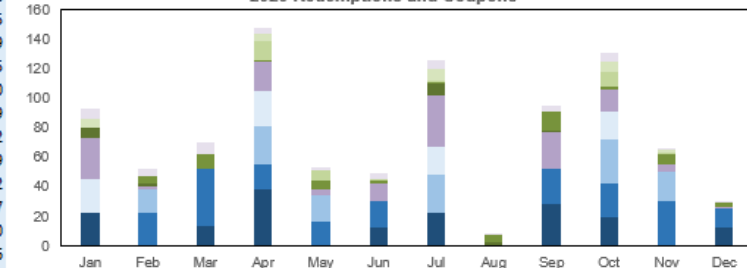
■ Issuance ■ Redemptions ■ Coupons ■ Net flows

2020 Redemptions and Coupons



■ Redemption - Conventional ■ Redemption - Floating ■ Redemption - Linker ■ Redemption - EMTN/Int
■ Coupon - Conventional ■ Coupon - Linker ■ Coupon - Other

2020 Redemptions and Coupons



Redemptions ■ Germany ■ Italy ■ France ■ Spain ■ EMU ex Big 4
Coupons ■ Germany ■ Italy ■ France ■ Spain ■ EMU ex Big 4

* Amounts include estimations of inflation uplifts

* Amount is converted to euros for foreign currency issues

Eurozone 2020 Coupons and Redemptions



		Jan	Feb	Mar	Apr	May	Jun	Jul	Aug	Sep	Oct	Nov	Dec	Total 2020
EMU														
Redemptions	Conventional	69.8	37.7	52.0	89.9	36.6	37.4	76.4	-	76.4	95.8	55.2	12.8	639.9
	Floating	-	-	-	-	-	-	-	-	-	0.0	-	12.9	12.9
	Linker	-	-	-	34.9	-	-	25.8	-	-	7.5	-	-	68.3
	EMTN/Int - EUR	1.1	0.5	0.3	0.3	1.1	4.8	-	0.5	-	-	-	0.6	9.0
	EMTN/Int - FX	2.2	2.3	-	-	-	-	-	-	0.9	2.6	-	0.4	8.4
	Total	73.1	40.5	52.3	125.1	37.7	42.2	102.2	0.5	77.2	105.9	55.2	26.6	738.4
Coupons	Conventional	17.8	8.5	17.4	21.8	15.2	6.3	21.6	6.9	14.0	21.7	7.8	2.0	160.9
	Floating	-	0.0	0.0	0.1	0.0	0.2	0.1	0.0	0.0	0.1	0.0	0.2	0.9
	Linker	-	-	-	-	-	-	1.1	-	2.5	0.5	3.0	-	7.1
	EMTN/Int - EUR	0.1	0.2	0.2	0.2	0.2	0.3	0.4	0.1	0.3	0.2	0.1	0.2	2.3
	EMTN/Int - FX	2.3	2.5	0.2	0.3	0.1	0.1	0.0	0.2	1.1	2.8	0.1	0.5	10.1
	Total	20.2	11.3	17.8	22.3	15.5	6.8	23.2	7.2	17.8	25.4	11.0	2.9	181.3
Redemp+Coup Total	93.3	51.8	70.1	147.4	53.2	49.0	125.4	7.7	95.0	131.2	66.2	29.5	919.7	
Germany														
Redemptions	Conventional	22.0	-	13.0	20.0	-	12.0	22.0	-	28.0	19.0	-	12.0	148.0
	Linker	-	-	-	18.2	-	-	-	-	-	-	-	-	18.2
	Total	22.0	-	13.0	38.2	-	12.0	22.0	-	28.0	19.0	-	12.0	166.2
Coupons	Conventional	6.4	1.3	-	-	0.7	-	7.6	2.2	1.0	0.0	-	-	19.2
	Linker	-	-	-	-	-	-	-	-	-	-	-	-	0.0
	Total	6.4	1.3	-	-	0.7	-	7.6	2.2	1.0	0.0	-	-	19.2
Redemp+Coup Total	28.4	1.3	13.0	20.0	0.7	12.0	29.6	2.2	29.0	19.0	-	12.0	167.2	
Italy														
Redemptions	Conventional	-	22.6	38.7	-	16.0	15.9	-	-	24.5	15.2	30.2	-	163.2
	Floating	-	-	-	-	-	-	-	-	-	-	-	12.9	12.9
	Linker	-	-	-	16.7	-	-	-	-	-	7.5	-	-	24.2
	EMTN/Int - EUR	-	-	-	-	-	2.7	-	0.5	-	-	-	-	3.2
	EMTN/Int - FX	-	-	-	-	-	-	-	-	-	-	-	-	0.0
	Total	-	22.6	38.7	16.7	16.0	18.6	-	0.5	24.5	22.7	30.2	12.9	203.4
Coupons	Conventional	-	4.8	9.9	0.8	5.6	1.7	0.6	4.4	9.6	0.8	5.5	1.9	45.8
	Floating	-	0.0	0.0	0.1	-	0.1	0.1	0.0	0.0	0.1	-	0.1	0.5
	Linker	-	-	-	-	-	-	-	-	2.5	0.5	1.3	-	4.3
	EMTN/Int - EUR	-	0.0	0.0	0.0	0.0	0.2	0.3	0.0	0.1	-	0.0	0.1	0.8
	EMTN/Int - FX	-	-	0.1	0.1	-	0.0	-	0.1	0.1	0.1	-	0.1	0.6
	Total	-	4.9	10.1	1.1	5.6	2.0	1.0	4.6	12.3	1.5	6.9	2.1	52.0
Redemp+Coup Total	-	27.5	48.8	17.8	21.6	20.6	1.0	5.0	36.8	24.2	37.0	15.0	255.4	
France														
Redemptions	Conventional	-	15.1	-	26.3	18.3	-	-	-	-	30.5	20.0	-	110.2
	Linker	-	-	-	-	-	-	25.8	-	-	-	-	-	25.8
	Total	-	15.1	-	26.3	18.3	-	25.8	-	-	30.5	20.0	-	136.1
Coupons	Conventional	-	-	-	12.6	7.5	0.5	-	-	-	10.8	1.4	-	32.8
	Linker	-	-	-	-	-	-	1.1	-	-	-	-	-	1.1
	Total	-	-	-	12.6	7.5	0.5	1.1	-	-	10.8	1.4	-	33.9
Redemp+Coup Total	-	15.1	-	38.8	25.8	0.5	26.9	-	-	41.3	21.5	-	170.0	
Spain														
Redemptions	Conventional	23.1	-	-	23.4	-	-	19.1	-	-	18.4	-	-	83.9
	Linker	-	-	-	-	-	-	-	-	-	-	-	-	0.0
	EMTN/Int - EUR	-	-	-	-	-	-	-	-	-	-	-	-	0.0
	EMTN/Int - FX	-	-	-	-	-	-	-	-	-	-	-	-	0.0
	Total	23.1	-	-	23.4	-	-	19.1	-	-	18.4	-	-	83.9
Coupons	Conventional	6.1	-	0.1	4.9	-	-	8.2	-	-	7.0	-	-	26.3
	Linker	-	-	-	-	-	-	-	-	-	-	1.7	-	1.7
	EMTN/Int - EUR	-	-	-	-	0.0	-	-	-	-	-	-	-	0.0
	EMTN/Int - FX	-	-	-	0.0	-	0.0	-	-	-	-	0.0	0.0	0.0
	Total	6.1	-	0.1	4.9	0.0	0.0	8.2	-	-	7.0	1.7	0.0	28.1
Redemp+Coup Total	29.2	-	0.1	28.3	0.0	0.0	27.3	-	-	25.4	1.7	0.0	112.0	
EMU ex Big 4														
Redemptions	Conventional	24.7	0.0	0.3	20.3	2.3	9.5	35.3	-	23.8	12.6	5.0	0.8	134.5
	Floating	-	-	-	-	-	-	-	-	-	0.0	-	-	0.0
	Linker	-	-	-	-	-	-	-	-	-	-	-	-	0.0
	EMTN/Int - EUR	1.1	0.5	0.3	0.3	1.1	2.1	-	-	-	-	-	0.6	5.8
	EMTN/Int - FX	2.2	2.3	-	-	-	-	-	-	0.9	2.6	-	0.4	8.4
	Total	28.0	2.8	0.6	20.5	3.4	11.6	35.3	-	24.7	15.2	5.0	1.7	148.8
Coupons	Conventional	5.3	2.4	7.4	3.4	1.4	4.0	5.2	0.2	3.4	3.1	0.8	0.1	36.9
	Floating	-	0.0	-	0.0	0.0	0.1	0.0	0.0	-	0.0	0.0	0.1	0.3
	Linker	-	-	-	-	-	-	-	-	-	-	-	-	0.0
	EMTN/Int - EUR	0.1	0.2	0.2	0.2	0.1	0.1	0.1	0.1	0.2	0.2	0.1	0.1	1.5
	EMTN/Int - FX	2.3	2.5	0.1	0.2	0.1	0.0	0.0	0.1	1.0	2.7	0.1	0.5	9.4
	Total	7.7	5.1	7.6	3.7	1.6	4.3	5.3	0.4	4.5	6.0	1.0	0.8	48.1
Redemp+Coup Total	35.7	7.9	8.2	24.3	5.0	15.9	40.6	0.4	29.2	21.2	5.9	2.5	196.9	

Eurozone 2020 Coupons and Redemptions



		Jan	Feb	Mar	Apr	May	Jun	Jul	Aug	Sep	Oct	Nov	Dec	Total 2020
Cyprus														
Redemptions	Conventional				0.0		0.0	0.1					0.8	0.9
	EMTN/int - EUR		0.5			0.1								0.6
	Total		0.5		0.0	0.1	0.0	0.1						0.8
Coupons	Conventional	0.0			0.0		0.0	0.1	0.0			0.0	0.0	0.1
	EMTN/int - EUR	0.0	0.1			0.1	0.0	0.0		0.0	0.0	0.0	0.0	0.3
	Total	0.0	0.1		0.0	0.1	0.0	0.1	0.0	0.0	0.0	0.0	0.0	0.4
Redemp+Coup Total	Total	0.0	0.5		0.0	0.2	0.0	0.2	0.0	0.0	0.0	0.0	0.8	1.8
Finland														
Redemptions	Conventional				6.5					6.0				12.5
	EMTN/int - EUR	0.1												0.1
	EMTN/int - FX	0.3	0.6							0.9			0.4	2.2
	Total	0.4	0.6		6.5					6.9			0.4	14.8
Coupons	Conventional				0.8			0.5		0.2				1.5
	EMTN/int - EUR													0.0
	Coupon - Int - FC	0.0	0.0	0.0					0.0	0.0		0.0	0.0	0.1
Total	0.0	0.0	0.0	0.8			0.5	0.0	0.3		0.0	0.0	1.6	
Redemp+Coup Total	Total	0.4	0.6	0.0	7.3			0.5	0.0	7.1		0.0	0.4	16.4
Latvia														
Redemptions	Conventional						0.1							0.1
	EMTN/int - EUR												0.6	0.6
	EMTN/int - FX	0.6												0.6
	Total	0.6					0.1						0.6	1.3
Coupons	Conventional	0.0	0.0			0.0	0.0				0.0	0.0		0.0
	EMTN/int - EUR	0.0	0.0		0.0	0.0	0.0			0.0	0.0	0.0	0.0	0.2
	EMTN/int - FX	0.0					0.0						0.0	0.0
Total	0.0	0.0		0.0	0.0	0.0	0.0			0.0	0.0	0.0	0.2	
Redemp+Coup Total	Total	0.6	0.0		0.0	0.0	0.1			0.0	0.0	0.0	0.6	1.5
Lithuania														
Redemptions	Conventional			0.3		0.3					0.1			0.7
	EMTN/int - EUR													0.0
	EMTN/int - FX		1.5											1.5
	Total		1.5	0.3		0.3					0.1			2.3
Coupons	Conventional		0.0	0.0	0.0	0.0	0.0		0.0	0.0	0.0	0.0		0.0
	EMTN/int - EUR	0.0		0.1	0.1	0.0	0.1	0.0	0.1	0.1	0.1		0.1	0.7
	EMTN/int - FX		0.1	0.0					0.0	0.0				0.2
Total	0.0	0.1	0.1	0.1	0.0	0.1	0.0	0.2	0.1	0.2	0.2	0.0	0.1	1.0
Redemp+Coup Total	Total	0.0	1.7	0.5	0.1	0.3	0.1	0.0	0.2	0.1	0.3	0.0	0.1	3.3
Luxembourg														
Redemptions	Conventional					2.0								2.0
	Total					2.0								2.0
Coupons	Conventional		0.0	0.0				0.0	0.0					0.1
	Total		0.0	0.0				0.0	0.0					0.1
Redemp+Coup Total	Total		0.0	0.0		2.0		0.0	0.0					2.1
Malta														
Redemptions	Conventional				0.2		0.1	0.1		0.1				0.4
	EMTN/int - EUR										0.0			0.0
	Total				0.2		0.1	0.1		0.1	0.0			0.5
Coupons	Conventional	0.0	0.0	0.0	0.0	0.0	0.0	0.0	0.0	0.0	0.0	0.0	0.0	0.2
	EMTN/int - EUR				0.0						0.0			0.0
	Total	0.0	0.0	0.0	0.0	0.0	0.0	0.0	0.0	0.0	0.0	0.0	0.0	0.2
Redemp+Coup Total	Total	0.0	0.0	0.0	0.2	0.0	0.1	0.1	0.0	0.2	0.1	0.0	0.0	0.6
Slovakia														
Redemptions	Conventional				3.0									3.0
	EMTN/int - EUR													0.0
	EMTN/int - FX													0.0
	Total				3.0									3.0
Coupons	Conventional	0.2	0.1	0.1	0.1	0.1	0.0	0.0	0.0		0.2	0.1		0.9
	EMTN/int - EUR		0.0	0.0										0.1
	EMTN/int - FX			0.0	0.0	0.0					0.0	0.0		0.1
Total	0.2	0.2	0.1	0.1	0.1	0.0	0.0	0.0	0.0	0.2	0.1		1.1	
Redemp+Coup Total	Total	0.2	0.2	0.1	3.1	0.1	0.0	0.0	0.0	0.2	0.1			4.1
Slovenia														
Redemptions	Conventional	1.6												1.6
	EMTN/int - FX													0.0
	Total	1.6												1.6
Coupons	Conventional	0.1		0.3	0.0			0.0	0.0	0.1	0.0	0.1		0.7
	EMTN/int - FX		0.0		0.0	0.0			0.0		0.0	0.0		0.1
	Total	0.1	0.0	0.3	0.0	0.0		0.0	0.1	0.1	0.0	0.1		0.7
Redemp+Coup Total	Total	1.8	0.0	0.3	0.0	0.0		0.0	0.1	0.1	0.0	0.1		2.4

Eurozone 2020 Coupons and Redemptions



		Jan	Feb	Mar	Apr	May	Jun	Jul	Aug	Sep	Oct	Nov	Dec	Total 2020
Austria														
Redemptions	Conventional							14.8						14.8
	EMTN/Int - EUR	1.0		0.3	0.3	1.0	2.1							4.6
	EMTN/Int - FX													0.0
	Total	1.0		0.3	0.3	1.0	2.1	14.8						19.4
Coupons	Conventional	0.1	0.2	1.0	0.4	0.2	0.2	1.2		0.7	0.6	0.4		5.1
	EMTN/Int - EUR	0.0	0.0	0.0	0.0		0.0	0.0	0.0		0.0			0.1
	EMTN/Int - FX					0.0	0.0				0.0	0.0	0.0	0.0
	Total	0.2	0.3	1.0	0.4	0.2	0.3	1.2	0.0	0.7	0.6	0.4	0.0	5.2
Redemp+Coup	Total	1.2	0.3	1.3	0.6	1.2	2.4	15.9	0.0	0.7	0.6	0.4	0.0	24.6
Belgium														
Redemptions	Conventional									17.7				17.7
	Linker													0.0
	EMTN/Int - EUR													0.0
	EMTN/Int - FX	1.3	0.2											1.5
	Total	1.3	0.2							17.7				19.2
Coupons	Conventional			4.2	0.1		2.9			2.0	0.1			9.3
	Coupon - Linker													0.0
	Coupon - Int - EUR	0.0		0.0	0.0	0.0	0.0	0.0		0.0	0.0	0.0	0.0	0.1
	EMTN/Int - FX	0.0	0.0	0.0	0.0	0.0	0.0	0.0		0.0		0.0	0.0	0.1
	Total	0.0	0.0	4.2	0.1	0.0	2.9	0.0		2.1	0.1	0.0	0.0	9.5
Redemp+Coup	Total	1.3	0.2	4.2	0.1	0.0	2.9	0.0		19.7	0.1	0.0	0.0	28.7
EFSF														
Redemptions	Conventional	8.0						6.0			6.0			20.0
	Total	8.0						6.0			6.0			20.0
Coupons	Conventional	0.2	0.5	0.1	0.2	0.3	0.1	0.6		0.2	0.1		0.0	2.3
	Total	0.2	0.5	0.1	0.2	0.3	0.1	0.6		0.2	0.1		0.0	2.3
Redemp+Coup	Total	8.2	0.5	0.1	0.2	0.3	0.1	6.5		0.2	6.1		0.0	22.3
ESM														
Redemptions	Conventional											5.0		5.0
	EMTN/Int - FX										2.6			2.6
	Total										2.6	5.0		7.6
Coupons	Conventional			0.2	0.0	0.1		0.0		0.1	0.1	0.2	0.1	0.7
	EMTN/Int - FX			0.0	0.0	0.0				0.0	0.0	0.0		0.2
	Total			0.2	0.0	0.1		0.0		0.1	0.1	0.2	0.1	0.8
Greece														
Redemptions	Conventional						1.4							1.4
	Floating													0.0
	Linker													0.0
	EMTN/Int - EUR													0.0
	Total						1.4							1.4
Coupons	Conventional	1.0	0.2	0.3	0.1		0.1	0.0	0.1	0.0	0.1			2.0
	Floating													0.0
	Linker													0.0
	EMTN/Int - EUR				0.0			0.0						0.0
	Total	1.0	0.2	0.3	0.1		0.1	0.1	0.1	0.0	0.1			2.0
Redemp+Coup	Total	1.0	0.2	0.3	0.1		1.5	0.1	0.1	0.0	0.1			3.4
Ireland														
Redemptions	Conventional				10.6						6.5			17.1
	Floating													0.0
	EMTN/Int - EUR													0.0
	Total				10.6						6.5			17.1
Coupons	Conventional	0.0	0.2	1.3	0.5	0.8		0.0		0.0	0.3			3.1
	Floating						0.1						0.1	0.2
	EMTN/Int - EUR			0.0	0.0		0.0	0.0		0.0		0.0		0.0
	Total	0.0	0.2	1.3	0.5	0.8	0.1	0.0		0.0	0.3	0.0	0.1	3.3
Redemp+Coup	Total	0.0	0.2	1.3	11.1	0.8	0.1	0.0		0.0	6.8	0.0	0.1	20.3
Netherlands														
Redemptions	Conventional	15.1						14.4						29.4
	Total	15.1						14.4						29.4
Coupons	Conventional	3.6		0.0			0.0	2.4		0.0			0.0	6.0
	Total	3.6		0.0			0.0	2.4		0.0			0.0	6.0
Redemp+Coup	Total	18.7		0.0			0.0	16.7		0.0			0.0	35.4
Portugal														
Redemptions	Conventional						8.0							8.0
	Floating													0.0
	EMTN/Int - EUR													0.0
	EMTN/Int - FX													0.0
	Total						8.0							8.0
Coupons	Conventional	0.0	1.1		1.3	0.0	0.6	0.4	0.0	0.0	1.6	0.0	0.0	4.9
	Floating		0.0		0.0	0.0	0.0	0.0	0.0		0.0	0.0	0.0	0.1
	EMTN/Int - EUR		0.1					0.0			0.0			0.1
	EMTN/Int - FX				0.1		0.0				0.1			0.2
	Total	0.0	1.2		1.4	0.0	0.6	0.4	0.0	0.0	1.7	0.0	0.0	5.3
Redemp+Coup	Total	0.0	1.2		1.4	0.0	8.6	0.4	0.0	0.0	1.7	0.0	0.0	13.3