

# mni Eurozone Issuance Profile

## 2020 Issuance: Nominal

^ Indicates revised issuance target due to COVID-19. Financing plans will continue to evolve through the year. Germany's revised 2020 issuance target reflects only the increase in planned Q3 issuance.

\* YTD Issuance & YTD Cash Proc. for France are net of buybacks

e indicates our estimate of gross funding

	Austria	Belgium ^	Finland ^	France ^*	Germany ^	Greece	Ireland^ (e)	Italy	Neth.^	Portugal ^	Slovakia	Slovenia	Spain (e)	Total
<b>YTD Issuance</b>	35.6	42.1	20.6	235.8	199.1	10.0	22.8	288.8	37.3	24.1	9.0	5.3	165.9	1096.2
<b>YTD Cash Proc.</b>	37.3	45.0	20.6	258.5	208.8	10.0	23.4	291.3	39.4	25.5	9.2	5.3	172.5	1146.8
<b>2020 Target</b>	35.0	49.0	21.8	260.0	273.0	7.0	24.0	247.0	45.0	31.1	4.8	2.1	188.5	1188.3
<b>YTD Cash % Trgt</b>	106.6	91.9	94.4	99.4	76.5	167.3	97.3	117.9	87.6	82.0	191.4	333.7	91.5	96.5
<b>Cash Proceeds:</b>														
1 - 4 YR	12.6	2.2	1.7	31.3	44.6	2.5	-	80.5	-	-	0.8	2.6	27.9	206.6
5 - 9 YR	6.0	15.9	7.2	124.6	62.9	2.0	9.2	96.0	13.5	9.9	2.8	-	52.5	402.5
10 - 14 YR	10.4	17.4	4.4	51.5	59.3	5.6	8.2	66.7	14.5	11.2	5.2	2.5	51.1	308.0
15 - 19 YR	0.4	-	4.0	17.8	21.4	-	4.5	14.7	-	4.0	-	-	9.1	75.9
20 - 29 YR	1.2	5.0	3.3	18.1	10.5	-	-	19.5	5.6	0.4	0.4	0.1	15.3	79.4
30 YR +	6.7	4.5	-	25.4	10.1	-	1.5	13.9	5.9	-	-	-	16.6	84.6
<b>of which:</b>														
Linker	-	-	-	27.1	5.8	-	-	33.1	-	-	-	-	6.9	72.9
CCTeu	-	-	-	-	-	-	-	6.5	-	-	-	-	-	6.5
CTZ	-	-	-	-	-	-	-	17.6	-	-	-	-	-	17.6
EMTN/Fgn Debt	-	1.4	1.4	-	-	-	-	-	-	-	-	-	-	2.8
Private	-	-	-	-	-	-	-	-	-	-	-	-	-	-

## 2020 Issuance: Nominal

2019	Jan	Feb	Mar	Apr	May	Jun	Jul	Aug	Sep	Oct	Nov	Dec	Total
1 - 4 YR	29.2	15.2	26.1	25.5	25.9	29.7	16.9	17.4	18.5	0.6	-	-	204.9
5 - 9 YR	26.7	33.6	41.5	62.4	73.8	39.5	46.6	30.8	30.7	1.8	-	-	387.4
10 - 14 YR	34.8	17.6	29.2	36.3	27.3	51.4	34.0	21.5	30.4	12.9	-	-	295.4
15 - 19 YR	7.2	14.6	-	5.5	9.0	6.4	15.0	3.8	8.7	0.5	-	-	70.8
20 - 29 YR	9.9	6.8	3.0	3.9	9.6	16.6	4.1	0.3	13.2	2.5	-	-	69.7
30 YR +	10.9	6.8	6.3	7.6	9.2	11.4	6.9	5.2	10.7	3.3	-	-	78.3
<b>of which:</b>													
Linker	11.1	4.4	1.8	2.5	26.3	7.1	8.0	2.2	2.1	1.2	-	-	66.7
CCTeu	-	1.2	0.9	0.8	1.0	-	-	1.4	1.3	-	-	-	6.5
CZT	2.3	-	3.2	-	5.2	-	3.5	3.5	-	-	-	-	17.6
EMTN/Foreign	-	-	-	-	3.0	-	-	-	-	-	-	-	3.0
Private Placements	-	-	-	-	-	-	-	-	-	-	-	-	-
<b>Total</b>	<b>118.6</b>	<b>94.5</b>	<b>106.0</b>	<b>141.1</b>	<b>154.9</b>	<b>155.0</b>	<b>123.5</b>	<b>78.9</b>	<b>112.2</b>	<b>21.7</b>	<b>-</b>	<b>-</b>	<b>1096.2</b>
													<b>1188.3</b>

## 2020 Issuance: Cash Proceeds

	Jan	Feb	Mar	Apr	May	Jun	Jul	Aug	Sep	Oct	Nov	Dec	Total
1 - 4 YR	29.5	15.3	26.3	25.5	26.0	29.9	17.1	17.7	18.7	0.6	-	-	206.6
5 - 9 YR	27.6	34.8	43.0	64.3	75.3	41.3	49.3	33.0	32.1	1.9	-	-	402.5
10 - 14 YR	35.4	18.5	31.4	36.4	27.7	52.6	35.8	24.3	32.0	13.8	-	-	308.0
15 - 19 YR	7.6	15.2	-	6.2	9.6	6.6	16.5	4.0	9.6	0.6	-	-	75.9
20 - 29 YR	12.3	7.3	3.7	6.0	10.2	16.7	5.2	0.4	14.9	2.8	-	-	79.4
30 YR +	11.1	7.5	6.5	6.6	11.7	11.5	7.0	6.1	12.0	4.5	-	-	84.6
<b>of which:</b>													
Linker	13.5	4.9	2.3	2.5	26.7	7.4	9.0	2.8	2.3	1.6	-	-	72.9
CCTeu	-	1.2	1.0	0.7	1.0	-	-	1.4	1.3	-	-	-	6.5
CZT	2.3	-	3.1	-	5.2	-	3.5	3.5	-	-	-	-	17.6
EMTN/Foreign	-	-	-	-	2.8	-	-	-	-	-	-	-	2.8
Private Placements	-	-	-	-	-	-	-	-	-	-	-	-	-
<b>Total</b>	<b>123.5</b>	<b>98.6</b>	<b>111.0</b>	<b>145.0</b>	<b>160.6</b>	<b>158.5</b>	<b>130.9</b>	<b>85.5</b>	<b>119.3</b>	<b>24.1</b>	<b>-</b>	<b>-</b>	<b>1146.8</b>
													<b>1188.3</b>

## 2019 Issuance: Nominal

	Jan	Feb	Mar	Apr	May	Jun	Jul	Aug	Sep	Oct	Nov	Dec	Total
1 - 4 YR	27.1	23.2	23.9	19.0	17.0	19.3	17.7	7.3	15.7	13.5	12.3	4.0	199.9
5 - 9 YR	32.4	20.2	21.6	21.1	20.2	17.1	18.2	13.7	19.2	29.4	18.5	5.8	237.7
10 - 14 YR	35.6	26.4	27.6	21.6	16.8	23.6	26.5	11.3	20.5	26.4	21.2	7.9	265.3
15 - 19 YR	12.4	5.9	4.2	5.6	5.9	7.0	2.4	1.8	4.5	0.8	2.8	-	53.3
20 - 29 YR	5.9	3.6	3.5	1.7	9.6	8.1	2.8	0.4	2.4	4.0	3.8	0.5	46.4
30 YR +	5.0	15.0	-	3.5	6.8	5.7	6.0	2.0	7.3	6.7	6.9	0.9	65.7
<b>of which:</b>													
Linker	4.1	4.8	4.7	3.9	4.4	3.3	4.0	-	2.8	6.2	5.0	-	43.2
CCTeu	3.6	1.3	-	1.2	-	1.2	-	1.0	0.9	0.9	0.9	-	10.7
CZT	2.7	2.6	2.3	4.6	2.9	2.6	-	-	1.7	3.0	2.0	-	24.4
EMTN/Foreign	-	-	-	-	-	-	-	-	-	6.4	-	-	6.4
Private Placements	-	-	-	-	-	-	-	-	-	-	-	-	-
<b>Total</b>	<b>118.4</b>	<b>94.3</b>	<b>80.9</b>	<b>72.6</b>	<b>76.2</b>	<b>80.7</b>	<b>73.6</b>	<b>36.5</b>	<b>69.6</b>	<b>80.7</b>	<b>65.5</b>	<b>19.1</b>	<b>868.2</b>

## 2019 Issuance: Cash Proceeds

	Jan	Feb	Mar	Apr	May	Jun	Jul	Aug	Sep	Oct	Nov	Dec	Total
1 - 4 YR	27.6	23.9	24.0	19.3	17.3	19.5	18.3	7.4	16.1	13.6	12.4	4.1	203.4
5 - 9 YR	32.9	21.9	22.1	21.4	20.4	17.3	19.0	14.8	20.4	30.2	18.9	6.0	245.2
10 - 14 YR	36.2	28.1	28.4	22.2	17.4	24.8	28.6	12.5	22.6	27.6	22.0	9.1	279.5
15 - 19 YR	12.4	6.0	4.3	6.0	6.3	7.9	2.8	3.0	5.5	0.9	3.2	-	58.3
20 - 29 YR	6.3	4.8	4.4	2.2	10.1	8.9	3.8	0.5	3.2	5.7	4.8	0.7	55.4
30 YR +	4.9	14.8	-	3.6	7.0	6.9	6.5	2.1	9.5	9.0	8.5	1.8	74.6
<b>of which:</b>													
Linker	5.1	6.8	5.1	4.3	4.9	3.9	4.5	-	3.3	6.6	6.1	-	50.6
CCTeu	3.6	1.2	-	1.1	-	1.2	-	1.0	0.9	0.9	0.9	-	10.8
CZT	2.7	2.6	2.3	4.5	2.8	2.6	-	-	1.7	3.0	2.0	-	24.2
EMTN/Foreign	-	-	-	-	-	-	-	-	-	6.3	-	-	6.3
Private Placements	2.0	-	-	-	-	-	-	-	-	-	-	-	2.0
<b>Total</b>	<b>120.3</b>	<b>99.5</b>	<b>83.2</b>	<b>74.7</b>	<b>78.5</b>	<b>85.3</b>	<b>79.0</b>	<b>40.3</b>	<b>77.3</b>	<b>87.0</b>	<b>69.8</b>	<b>21.6</b>	<b>916.5</b>

# MNI Eurozone Net Cash Flow Matrix

Week beginning 12-Oct-2020



2020 Redemption Payments				
Maturity	Country	Issue	Coupon	Amount (Ebn)
04-Jan	Germany	Bund	3.25	22.00
12-Jan	Latvia	Latvia - FX, fixed	2.75	0.59
15-Jan	Netherlands	NETHER	0.25	15.05
15-Jan	Belgium	Belgium EMTN - FC, fixed	1.63	1.27
15-Jan	Finland	Finland Int - FC, fixed	4.60	0.32
20-Jan	Finland	Finland - EMTN	Floating	0.10
22-Jan	EFSS	EFSS	1.50	8.00
24-Jan	Austria	Austria EMTN - EUR, fixed	0.00	1.00
26-Jan	Slovenia	SLOREP	4.13	1.65
31-Jan	Spain	Bono	1.40	23.10
01-Feb	Italy	BTP	4.50	22.62
03-Feb	Cyprus	Cyprus - EUR, fixed	4.63	0.45
05-Feb	Finland	Finland Int - FC, fixed	3.76	0.58
11-Feb	Lithuania	Lithuania Int - FX, fixed	7.38	1.52
21-Feb	Belgium	Belgium SNCB - FC, fixed	9.38	0.22
25-Feb	France	OAT	0.00	15.09
01-Mar	Italy	BTP	4.25	23.35
04-Mar	Austria	Austria EMTN - EUR, float	Floating	0.25
13-Mar	Germany	Schatz	0.00	13.00
29-Mar	Lithuania	LITHGB	0.00	0.31
30-Mar	Italy	CTZ	0.00	15.34
15-Apr	Finland	RFGB	3.38	6.50
15-Apr	Germany	IL Bund	EU CPI+175	18.22
17-Apr	Germany	Bobl	0.00	20.00
18-Apr	Ireland	IRISH	4.50	10.60
20-Apr	Cyprus	CYPGB	6.10	0.01
22-Apr	Austria	Austria EMTN - EUR, float	Floating	0.20
23-Apr	Italy	BTP Italia	IT CPI+165	16.71
25-Apr	France	OAT	3.50	26.26
25-Apr	Malta	MALTA	0.16	0.16
27-Apr	Slovakia	SLOVGB	4.00	3.00
27-Apr	Austria	Austria EMTN - EUR, float	Floating	0.05
30-Apr	Spain	Bono	4.00	23.37
01-May	Italy	BTP	0.70	16.01
02-May	Cyprus	Cyprus - EUR, fixed	6.50	0.10
18-May	Luxembourg	LGB	3.38	2.00
20-May	Austria	Austria EMTN - EUR, fixed	0.00	1.00
25-May	France	OAT	0.00	18.33
27-May	Lithuania	LITHGB	0.70	0.29
04-Jun	Austria	Austria EMTN - EUR, float	Floating	2.00
05-Jun	Latvia	LATVGB	0.63	0.11
08-Jun	Italy	Italy EMTN - EUR, float	Floating	0.20
09-Jun	Cyprus	CYPGB	5.35	0.01
10-Jun	Malta	MALTA	5.20	0.05
12-Jun	Germany	Schatz	0.00	12.00
15-Jun	Italy	BTP	0.35	15.88
15-Jun	Portugal	PGB	4.80	7.97
15-Jun	Italy	Italy EMTN - EUR, float	Floating	2.50
19-Jun	Greece	GGB	6.25	1.13
19-Jun	Greece	GGB (ECB holdings)	6.25	0.23
29-Jun	Austria	Austria EMTN - EUR, float	Floating	0.10
01-Jul	Cyprus	CYPGB	4.75	0.08
04-Jul	Germany	Bund	3.00	22.00
15-Jul	Austria	RAGB	3.90	14.77
15-Jul	Netherlands	NETHER	3.50	14.39
17-Jul	EFSS	EFSS	1.63	5.99
25-Jul	France	OATeI	EU CPI+225	25.84
30-Jul	Spain	Bono	1.15	19.08
31-Jul	Malta	MALTA	3.35	0.06
24-Aug	Italy	Italy EMTN - EUR, fixed	4.45	0.45
01-Sep	Italy	BTP	4.00	24.55
04-Sep	Germany	Bund	2.25	16.00
15-Sep	Finland	RFGB	0.38	6.00
21-Sep	Finland	Finland Int - FC, fixed	1.50	0.85
26-Sep	Malta	MALTA	2.00	0.14
28-Sep	Belgium	BGB	3.75	16.65
03-Oct	Lithuania	LITHGB	3.40	0.12
15-Oct	Italy	BTP	0.20	15.23
16-Oct	Germany	Bobl	0.25	19.00
18-Oct	Ireland	IRISH	5.00	6.48
23-Oct	ESM	ESM USD Bond	3.00	2.54
25-Oct	France	OAT	2.50	30.55
27-Oct	Italy	BTP Italia	IT CPI+125	7.50
29-Oct	Malta	Malta Float	EURIBOR 6m +75	0.05
29-Oct	EFSS	EFSS	1.75	6.00
31-Oct	Spain	Bono	4.85	18.39
01-Nov	Italy	BTP	0.65	14.22
03-Nov	ESM	ESM	0.10	4.99
09-Nov	Germany	Schatz	0.00	12.00
25-Nov	France	OAT	0.25	20.02
27-Nov	Italy	CTZ	0.00	15.97
11-Dec	Germany	Schatz	0.00	12.00
15-Dec	Italy	CCTEU	EURIBOR 6m +80	12.86
15-Dec	Cyprus	CYPGB	2.75	0.75
15-Dec	Latvia	Latvia - EUR, fixed	0.50	0.55
15-Dec	Finland	Finland Int - FC, fixed	1.63	0.44
31-Dec	Malta	MALTA	7.00	0.00

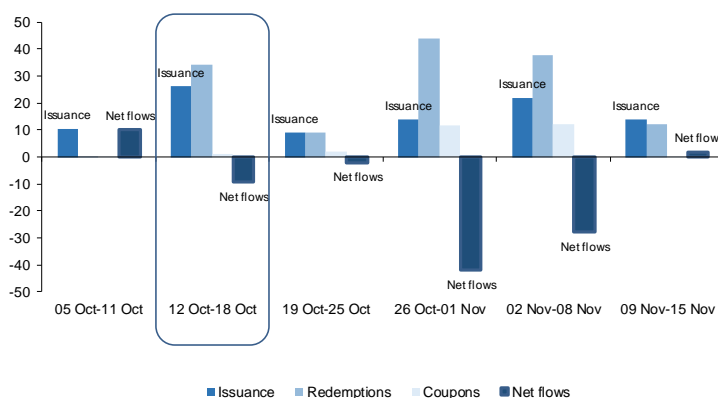
Eurozone Govt Supply			
Date	Country	Issue	Amount
13-Oct	Netherlands	0% Jan-27 DSL	E1.5-2.5bn
13-Oct	Italy	0.0% Jan-24 BTP	E3.25-3.75bn
15-Jan	Italy	0.95% Sep-27 BTP	E1.75-2.25bn
	Italy	2.45% Sep-50 BTP	E1.0-1.5bn
14-Oct	Germany	0% Aug-50 Bund	E1bn
14-Oct	Portugal	2.125% Oct-28 OT	E0.75-1.00bn
	Portugal	4.10% Apr-37 OT	""
15-Oct	Spain	0% Jan-26 Bono	TBA
15-Oct	France	0.50% May-25 OAT	E6.5-7.5bn
	France	0.00% Feb-26 OAT	""
	France	2.75% Oct-27 OAT	""
15-Oct	France	0.70% Jul-30 OATeI	E0.5-1.0bn
	France	0.10% Mar-36 OATi	""

Upcoming Coupon Payments	
Country	Amount (Ebn)
Total w/c 5-Oct	0.0
...largest payments	
Total w/c 12-Oct	1.2
...largest payments	
Portugal	0.6
Italy	0.5
Total w/c 19-Oct	2.0
...largest payments	
Austria	0.6
Portugal	0.5
Total w/c 26-Oct	11.8
...largest payments	
France	10.7
Portugal	0.6
Total w/c 2-Nov	12.3
...largest payments	
Spain	7.1
Italy	5.0
Total w/c 9-Nov	0.0
...largest payments	

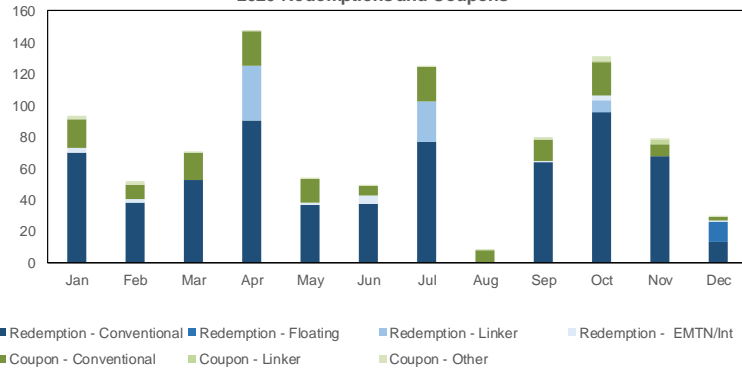
Weekly supply **E26.2bn**

Net Cash Flow Matrix (Ebn)						
	05 Oct-11 Oct	12 Oct-18 Oct	19 Oct-25 Oct	26 Oct-01 Nov	02 Nov-08 Nov	09 Nov-15 Nov
Issuance*	10.4	26.2	9.0	14.0	22.0	14.0
Redemptions	0.1	34.2	9.0	44.1	37.6	12.0
Coupons	0.0	1.2	2.0	11.8	12.3	0.0
Net Flows	10.3	-9.3	-2.1	-41.9	-27.9	2.0

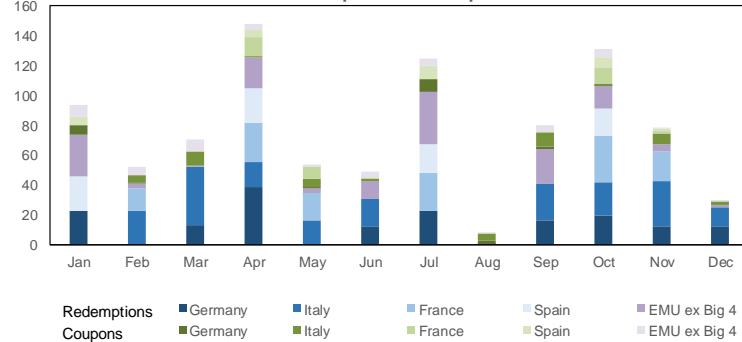
Weekly Net Cash Flows (Ebn)



2020 Redemptions and Coupons



2020 Redemptions and Coupons



\* Amounts include estimations of inflation uplifts  
\* Amount is converted to euros for foreign currency issues

# Eurozone 2020 Coupons and Redemptions



		Jan	Feb	Mar	Apr	May	Jun	Jul	Aug	Sep	Oct	Nov	Dec	Total 2020
<b>EMU</b>														
Redemptions	Conventional	94.3	37.7	52.0	105.9	36.6	37.4	76.4	-	22.8	95.8	67.2	12.8	638.9
	Floating	-	-	-	-	-	-	-	-	-	0.0	-	12.9	12.9
	Linker	-	-	-	34.9	-	-	25.8	-	-	7.5	-	-	68.3
	EMTN/Int - EUR	1.1	0.5	0.3	0.3	1.1	4.8	-	0.5	-	-	-	0.6	9.0
	EMTN/Int - FX	2.2	2.3	-	-	-	-	-	-	0.9	2.6	-	0.4	8.4
	<b>Total</b>	<b>97.7</b>	<b>40.5</b>	<b>52.3</b>	<b>141.1</b>	<b>37.7</b>	<b>42.2</b>	<b>102.2</b>	<b>0.5</b>	<b>23.7</b>	<b>105.9</b>	<b>67.2</b>	<b>26.6</b>	<b>737.4</b>
Coupons	Conventional	17.8	8.5	17.4	21.8	15.2	6.3	21.8	6.9	13.2	21.8	7.8	2.1	160.5
	Floating	-	0.0	0.0	0.1	0.0	0.2	0.1	0.0	0.0	0.1	0.0	0.1	0.8
	Linker	-	-	-	-	-	-	-	-	-	0.5	3.1	-	3.5
	EMTN/Int - EUR	0.1	0.2	0.2	0.2	0.2	0.3	0.4	0.1	0.2	0.2	0.1	0.2	2.2
	EMTN/Int - FX	2.2	2.5	0.2	0.3	0.1	0.1	0.0	0.2	1.1	2.8	0.1	0.5	10.0
	<b>Total</b>	<b>20.2</b>	<b>11.3</b>	<b>17.8</b>	<b>22.3</b>	<b>15.5</b>	<b>6.8</b>	<b>22.3</b>	<b>7.2</b>	<b>14.4</b>	<b>25.4</b>	<b>11.1</b>	<b>2.9</b>	<b>177.1</b>
<b>Redemp+Coup Total</b>	<b>117.8</b>	<b>51.8</b>	<b>70.1</b>	<b>163.4</b>	<b>53.2</b>	<b>49.0</b>	<b>124.5</b>	<b>7.7</b>	<b>38.1</b>	<b>131.3</b>	<b>78.3</b>	<b>29.5</b>	<b>914.5</b>	
<b>Germany</b>														
Redemptions	Conventional	22.0	-	13.0	36.0	-	12.0	22.0	-	-	19.0	12.0	12.0	148.0
	Linker	-	-	-	18.2	-	-	-	-	-	-	-	-	18.2
	<b>Total</b>	<b>22.0</b>	<b>-</b>	<b>13.0</b>	<b>54.2</b>	<b>-</b>	<b>12.0</b>	<b>22.0</b>	<b>-</b>	<b>-</b>	<b>19.0</b>	<b>12.0</b>	<b>12.0</b>	<b>166.2</b>
Coupons	Conventional	6.4	1.3	-	-	0.7	-	7.6	2.2	0.7	0.0	-	-	18.9
	Linker	-	-	-	-	-	-	-	-	-	-	-	-	0.0
	<b>Total</b>	<b>6.4</b>	<b>1.3</b>	<b>-</b>	<b>-</b>	<b>0.7</b>	<b>-</b>	<b>7.6</b>	<b>2.2</b>	<b>0.7</b>	<b>0.0</b>	<b>-</b>	<b>-</b>	<b>18.9</b>
<b>Redemp+Coup Total</b>	<b>28.4</b>	<b>1.3</b>	<b>13.0</b>	<b>36.0</b>	<b>0.7</b>	<b>12.0</b>	<b>29.6</b>	<b>2.2</b>	<b>0.7</b>	<b>19.0</b>	<b>12.0</b>	<b>12.0</b>	<b>166.9</b>	
<b>Italy</b>														
Redemptions	Conventional	24.5	22.6	38.7	-	16.0	15.9	-	-	-	15.2	30.2	-	163.2
	Floating	-	-	-	-	-	-	-	-	-	-	-	12.9	12.9
	Linker	-	-	-	16.7	-	-	-	-	-	7.5	-	-	24.2
	EMTN/Int - EUR	-	-	-	-	-	2.7	-	0.5	-	-	-	-	3.2
	EMTN/Int - FX	-	-	-	-	-	-	-	-	-	-	-	-	0.0
	<b>Total</b>	<b>24.5</b>	<b>22.6</b>	<b>38.7</b>	<b>16.7</b>	<b>16.0</b>	<b>18.6</b>	<b>-</b>	<b>0.5</b>	<b>-</b>	<b>22.7</b>	<b>30.2</b>	<b>12.9</b>	<b>203.4</b>
Coupons	Conventional	-	4.8	9.9	0.8	5.6	1.7	0.7	4.4	9.2	0.8	5.5	1.9	45.5
	Floating	-	0.0	0.0	0.1	-	0.1	0.1	0.0	0.0	0.1	-	0.0	0.5
	Linker	-	-	-	-	-	-	-	-	-	0.5	1.3	-	1.8
	EMTN/Int - EUR	-	0.0	0.0	0.0	0.0	0.2	0.3	0.0	0.0	-	0.0	0.1	0.7
	EMTN/Int - FX	-	-	0.1	0.1	-	0.0	-	0.1	0.1	0.1	-	0.1	0.6
	<b>Total</b>	<b>-</b>	<b>4.9</b>	<b>10.1</b>	<b>1.1</b>	<b>5.6</b>	<b>2.0</b>	<b>1.1</b>	<b>4.6</b>	<b>9.3</b>	<b>1.5</b>	<b>6.9</b>	<b>2.1</b>	<b>49.1</b>
<b>Redemp+Coup Total</b>	<b>24.5</b>	<b>27.5</b>	<b>48.8</b>	<b>17.8</b>	<b>21.6</b>	<b>20.6</b>	<b>1.1</b>	<b>5.0</b>	<b>9.3</b>	<b>24.2</b>	<b>37.1</b>	<b>15.0</b>	<b>252.5</b>	
<b>France</b>														
Redemptions	Conventional	-	15.1	-	26.3	18.3	-	-	-	-	30.5	20.0	-	110.2
	Linker	-	-	-	-	-	-	25.8	-	-	-	-	-	25.8
	<b>Total</b>	<b>-</b>	<b>15.1</b>	<b>-</b>	<b>26.3</b>	<b>18.3</b>	<b>-</b>	<b>25.8</b>	<b>-</b>	<b>-</b>	<b>30.5</b>	<b>20.0</b>	<b>-</b>	<b>136.1</b>
Coupons	Conventional	-	-	-	12.6	7.5	0.5	-	-	-	10.7	1.5	-	32.8
	Linker	-	-	-	-	-	-	-	-	-	-	-	-	0.0
	<b>Total</b>	<b>-</b>	<b>-</b>	<b>-</b>	<b>12.6</b>	<b>7.5</b>	<b>0.5</b>	<b>-</b>	<b>-</b>	<b>-</b>	<b>10.7</b>	<b>1.5</b>	<b>-</b>	<b>32.8</b>
<b>Redemp+Coup Total</b>	<b>-</b>	<b>15.1</b>	<b>-</b>	<b>38.8</b>	<b>25.8</b>	<b>0.5</b>	<b>25.8</b>	<b>-</b>	<b>-</b>	<b>41.3</b>	<b>21.5</b>	<b>-</b>	<b>168.9</b>	
<b>Spain</b>														
Redemptions	Conventional	23.1	-	-	23.4	-	-	19.1	-	-	18.4	-	-	83.9
	Linker	-	-	-	-	-	-	-	-	-	-	-	-	0.0
	EMTN/Int - EUR	-	-	-	-	-	-	-	-	-	-	-	-	0.0
	EMTN/Int - FX	-	-	-	-	-	-	-	-	-	-	-	-	0.0
	<b>Total</b>	<b>23.1</b>	<b>-</b>	<b>-</b>	<b>23.4</b>	<b>-</b>	<b>-</b>	<b>19.1</b>	<b>-</b>	<b>-</b>	<b>18.4</b>	<b>-</b>	<b>-</b>	<b>83.9</b>
Coupons	Conventional	6.1	-	0.1	4.9	-	-	8.3	-	-	7.1	-	-	26.5
	Linker	-	-	-	-	-	-	-	-	-	-	1.7	-	1.7
	EMTN/Int - EUR	-	-	-	-	0.0	-	-	-	-	-	-	-	0.0
	EMTN/Int - FX	-	-	-	0.0	-	0.0	-	-	-	-	0.0	0.0	0.0
	<b>Total</b>	<b>6.1</b>	<b>-</b>	<b>0.1</b>	<b>4.9</b>	<b>0.0</b>	<b>0.0</b>	<b>8.3</b>	<b>-</b>	<b>-</b>	<b>7.1</b>	<b>1.8</b>	<b>0.0</b>	<b>28.3</b>
<b>Redemp+Coup Total</b>	<b>29.2</b>	<b>-</b>	<b>0.1</b>	<b>28.3</b>	<b>0.0</b>	<b>0.0</b>	<b>27.4</b>	<b>-</b>	<b>-</b>	<b>25.4</b>	<b>1.8</b>	<b>0.0</b>	<b>112.2</b>	
<b>EMU ex Big 4</b>														
Redemptions	Conventional	24.7	0.0	0.3	20.3	2.3	9.5	35.3	-	22.8	12.6	5.0	0.8	133.5
	Floating	-	-	-	-	-	-	-	-	-	0.0	-	-	0.0
	Linker	-	-	-	-	-	-	-	-	-	-	-	-	0.0
	EMTN/Int - EUR	1.1	0.5	0.3	0.3	1.1	2.1	-	-	-	-	-	0.6	5.8
	EMTN/Int - FX	2.2	2.3	-	-	-	-	-	-	0.9	2.6	-	0.4	8.4
<b>Total</b>	<b>28.0</b>	<b>2.8</b>	<b>0.6</b>	<b>20.5</b>	<b>3.4</b>	<b>11.6</b>	<b>35.3</b>	<b>-</b>	<b>23.7</b>	<b>15.2</b>	<b>5.0</b>	<b>1.7</b>	<b>147.8</b>	
Coupons	Conventional	5.3	2.4	7.4	3.4	1.4	4.0	5.2	0.2	3.3	3.1	0.8	0.1	36.9
	Floating	-	0.0	-	0.0	0.0	0.1	0.0	0.0	-	0.0	0.0	0.1	0.3
	Linker	-	-	-	-	-	-	-	-	-	-	-	-	0.0
	EMTN/Int - EUR	0.1	0.2	0.2	0.2	0.1	0.1	0.1	0.1	0.2	0.2	0.1	0.1	1.5
	EMTN/Int - FX	2.2	2.5	0.1	0.2	0.1	0.0	0.0	0.1	1.0	2.7	0.1	0.5	9.4
	<b>Total</b>	<b>7.7</b>	<b>5.1</b>	<b>7.6</b>	<b>3.7</b>	<b>1.6</b>	<b>4.3</b>	<b>5.3</b>	<b>0.4</b>	<b>4.4</b>	<b>6.0</b>	<b>1.0</b>	<b>0.8</b>	<b>48.1</b>
<b>Redemp+Coup Total</b>	<b>35.7</b>	<b>7.9</b>	<b>8.2</b>	<b>24.3</b>	<b>5.0</b>	<b>15.9</b>	<b>40.6</b>	<b>0.4</b>	<b>28.1</b>	<b>21.3</b>	<b>5.9</b>	<b>2.5</b>	<b>195.8</b>	

# Eurozone 2020 Coupons and Redemptions



		Jan	Feb	Mar	Apr	May	Jun	Jul	Aug	Sep	Oct	Nov	Dec	Total 2020
<b>Austria</b>														
Redemptions	Conventional							14.8						14.8
	EMTN/Int - EUR	1.0		0.3	0.3	1.0	2.1							4.6
	EMTN/Int - FX													0.0
	Total	1.0		0.3	0.3	1.0	2.1	14.8						19.4
Coupons	Conventional	0.1	0.2	1.0	0.4	0.2	0.2	1.2		0.7	0.6	0.4		5.1
	EMTN/Int - EUR	0.0	0.0	0.0	0.0		0.0	0.0	0.0		0.0			0.1
	EMTN/Int - FX					0.0	0.0				0.0	0.0	0.0	0.0
	Total	0.2	0.3	1.0	0.4	0.2	0.3	1.2	0.0	0.7	0.6	0.4	0.0	5.2
Redemp+Coup	Total	1.2	0.3	1.3	0.6	1.2	2.4	15.9	0.0	0.7	0.6	0.4	0.0	24.6
<b>Belgium</b>														
Redemptions	Conventional									16.7				16.7
	Linker													0.0
	EMTN/Int - EUR													0.0
	EMTN/Int - FX	1.3	0.2											1.5
	Total	1.3	0.2							16.7				18.2
Coupons	Conventional			4.2	0.1		2.9			2.0	0.1			9.2
	Coupon - Linker													0.0
	Coupon - Int - EUR	0.0		0.0	0.0	0.0	0.0	0.0		0.0	0.0	0.0	0.0	0.1
	EMTN/Int - FX	0.0	0.0	0.0	0.0	0.0	0.0	0.0		0.0		0.0	0.0	0.1
	Total	0.0	0.0	4.2	0.1	0.0	2.9	0.0		2.0	0.1	0.0	0.0	9.4
Redemp+Coup	Total	1.3	0.2	4.2	0.1	0.0	2.9	0.0		18.7	0.1	0.0	0.0	27.6
<b>EFSF</b>														
Redemptions	Conventional	8.0						6.0			6.0			20.0
	Total	8.0						6.0			6.0			20.0
Coupons	Conventional	0.2	0.5	0.1	0.2	0.3	0.1	0.6		0.2	0.2		0.0	2.3
	Total	0.2	0.5	0.1	0.2	0.3	0.1	0.6		0.2	0.2		0.0	2.3
Redemp+Coup	Total	8.2	0.5	0.1	0.2	0.3	0.1	6.5		0.2	6.2		0.0	22.3
<b>ESM</b>														
Redemptions	Conventional											5.0		5.0
	EMTN/Int - FX										2.6			2.6
	Total										2.6	5.0		7.6
Coupons	Conventional			0.2	0.0	0.1		0.0		0.1	0.1	0.2	0.1	0.7
	EMTN/Int - FX			0.0	0.0	0.0				0.0	0.0	0.0		0.2
	Total			0.2	0.0	0.1		0.0		0.1	0.1	0.2	0.1	0.8
<b>Greece</b>														
Redemptions	Conventional						1.4							1.4
	Floating													0.0
	Linker													0.0
	EMTN/Int - EUR													0.0
	Total						1.4							1.4
Coupons	Conventional	1.0	0.2	0.3	0.1		0.1	0.0	0.1	0.0	0.1			2.0
	Floating													0.0
	Linker													0.0
	EMTN/Int - EUR				0.0			0.0						0.0
	Total	1.0	0.2	0.3	0.1		0.1	0.1	0.1	0.0	0.1			2.0
Redemp+Coup	Total	1.0	0.2	0.3	0.1		1.5	0.1	0.1	0.0	0.1			3.4
<b>Ireland</b>														
Redemptions	Conventional				10.6						6.5			17.1
	Floating													0.0
	EMTN/Int - EUR													0.0
	Total				10.6						6.5			17.1
Coupons	Conventional	0.0	0.2	1.3	0.5	0.8		0.0		0.0	0.3			3.1
	Floating						0.1						0.1	0.2
	EMTN/Int - EUR			0.0	0.0		0.0	0.0		0.0		0.0		0.0
	Total	0.0	0.2	1.3	0.5	0.8	0.1	0.0		0.0	0.3	0.0	0.1	3.3
Redemp+Coup	Total	0.0	0.2	1.3	11.1	0.8	0.1	0.0		0.0	6.8	0.0	0.1	20.3
<b>Netherlands</b>														
Redemptions	Conventional	15.1						14.4						29.4
	Total	15.1						14.4						29.4
Coupons	Conventional	3.6		0.0			0.0	2.4		0.0			0.0	6.0
	Total	3.6		0.0			0.0	2.4		0.0			0.0	6.0
Redemp+Coup	Total	18.7		0.0			0.0	16.8		0.0			0.0	35.4
<b>Portugal</b>														
Redemptions	Conventional						8.0							8.0
	Floating													0.0
	EMTN/Int - EUR													0.0
	EMTN/Int - FX													0.0
	Total						8.0							8.0
Coupons	Conventional	0.0	1.1		1.3	0.0	0.6	0.4	0.0	0.0	1.6	0.0	0.0	5.0
	Floating		0.0		0.0	0.0	0.0	0.0	0.0		0.0	0.0	0.0	0.1
	EMTN/Int - EUR		0.1					0.0			0.0			0.1
	EMTN/Int - FX				0.1		0.0				0.1			0.2
	Total	0.0	1.2		1.4	0.0	0.6	0.4	0.0	0.0	1.7	0.0	0.0	5.4
Redemp+Coup	Total	0.0	1.2		1.4	0.0	8.6	0.4	0.0	0.0	1.7	0.0	0.0	13.3

# Eurozone 2020 Coupons and Redemptions



		Jan	Feb	Mar	Apr	May	Jun	Jul	Aug	Sep	Oct	Nov	Dec	Total 2020
<b>Cyprus</b>														
Redemptions	Conventional				0.0		0.0	0.1					0.8	0.9
	EMTN/Int - EUR		0.5			0.1								0.6
	<b>Total</b>		0.5		0.0	0.1	0.0	0.1					0.8	1.4
Coupons	Conventional	0.0			0.0		0.0	0.1	0.0			0.0	0.0	0.1
	EMTN/Int - EUR	0.0	0.1			0.1	0.0	0.0		0.0	0.0	0.0	0.0	0.3
	<b>Total</b>	0.0	0.1		0.0	0.1	0.0	0.1	0.0	0.0	0.0	0.0	0.0	0.4
	<b>Redemp+Coup Total</b>	0.0	0.5		0.0	0.2	0.0	0.2	0.0	0.0	0.0	0.0	0.8	1.8
<b>Finland</b>														
Redemptions	Conventional				6.5					6.0				12.5
	EMTN/Int - EUR	0.1												0.1
	EMTN/Int - FX	0.3	0.6							0.9			0.4	2.2
	<b>Total</b>	0.4	0.6		6.5					6.9			0.4	14.8
Coupons	Conventional				0.8			0.5		0.2				1.5
	EMTN/Int - EUR													0.0
	Coupon - Int - FC	0.0	0.0	0.0					0.0	0.0		0.0	0.0	0.1
	<b>Total</b>	0.0	0.0	0.0	0.8			0.5	0.0	0.3		0.0	0.0	1.6
	<b>Redemp+Coup Total</b>	0.4	0.6	0.0	7.3			0.5	0.0	7.1		0.0	0.4	16.4
<b>Latvia</b>														
Redemptions	Conventional						0.1							0.1
	EMTN/Int - EUR												0.6	0.6
	EMTN/Int - FX	0.6												0.6
	<b>Total</b>	0.6					0.1						0.6	1.3
Coupons	Conventional	0.0	0.0			0.0	0.0				0.0	0.0		0.0
	EMTN/Int - EUR	0.0	0.0		0.0	0.0	0.0			0.0	0.0	0.0	0.0	0.2
	EMTN/Int - FX	0.0					0.0						0.0	0.0
	<b>Total</b>	0.0	0.0		0.0	0.0	0.0			0.0	0.0	0.0	0.0	0.2
	<b>Redemp+Coup Total</b>	0.6	0.0		0.0	0.0	0.1			0.0	0.0	0.0	0.6	1.5
<b>Lithuania</b>														
Redemptions	Conventional			0.3		0.3					0.1			0.7
	EMTN/Int - EUR													0.0
	EMTN/Int - FX		1.5											1.5
	<b>Total</b>		1.5	0.3		0.3					0.1			2.3
Coupons	Conventional		0.0	0.0	0.0	0.0	0.0		0.0	0.0	0.0	0.0		0.0
	EMTN/Int - EUR	0.0		0.1	0.1	0.0	0.1	0.0	0.1	0.1	0.1		0.1	0.7
	EMTN/Int - FX		0.1	0.0					0.0	0.0				0.2
	<b>Total</b>	0.0	0.1	0.1	0.1	0.0	0.1	0.0	0.2	0.1	0.2	0.0	0.1	1.0
	<b>Redemp+Coup Total</b>	0.0	1.7	0.5	0.1	0.3	0.1	0.0	0.2	0.1	0.3	0.0	0.1	3.3
<b>Luxembourg</b>														
Redemptions	Conventional					2.0								2.0
	<b>Total</b>					2.0								2.0
Coupons	Conventional		0.0	0.0				0.0	0.0					0.1
	<b>Total</b>		0.0	0.0				0.0	0.0					0.1
	<b>Redemp+Coup Total</b>		0.0	0.0		2.0		0.0	0.0					2.1
<b>Malta</b>														
Redemptions	Conventional				0.2		0.1	0.1		0.1				0.4
	EMTN/Int - EUR										0.0			0.0
	<b>Total</b>				0.2		0.1	0.1		0.1	0.0			0.5
Coupons	Conventional	0.0	0.0	0.0	0.0	0.0	0.0	0.0	0.0	0.0	0.0	0.0	0.0	0.2
	EMTN/Int - EUR				0.0						0.0			0.0
	<b>Total</b>	0.0	0.0	0.0	0.0	0.0	0.0	0.0	0.0	0.0	0.0	0.0	0.0	0.2
	<b>Redemp+Coup Total</b>	0.0	0.0	0.0	0.2	0.0	0.1	0.1	0.0	0.2	0.1	0.0	0.0	0.6
<b>Slovakia</b>														
Redemptions	Conventional				3.0									3.0
	EMTN/Int - EUR													0.0
	EMTN/Int - FX													0.0
	<b>Total</b>				3.0									3.0
Coupons	Conventional	0.2	0.1	0.1	0.1	0.1	0.0	0.0	0.0		0.2	0.1		1.0
	EMTN/Int - EUR		0.0	0.0										0.1
	EMTN/Int - FX			0.0	0.0	0.0					0.0	0.0		0.1
	<b>Total</b>	0.2	0.2	0.1	0.1	0.1	0.0	0.0	0.0		0.2	0.1		1.1
	<b>Redemp+Coup Total</b>	0.2	0.2	0.1	3.1	0.1	0.0	0.0	0.0		0.2	0.1		4.1
<b>Slovenia</b>														
Redemptions	Conventional	1.6												1.6
	EMTN/Int - FX													0.0
	<b>Total</b>	1.6												1.6
Coupons	Conventional	0.1		0.3	0.0			0.0	0.0	0.1	0.0	0.1		0.7
	EMTN/Int - FX		0.0		0.0	0.0			0.0		0.0	0.0		0.1
	<b>Total</b>	0.1	0.0	0.3	0.0	0.0		0.0	0.1	0.1	0.0	0.1		0.7
	<b>Redemp+Coup Total</b>	1.8	0.0	0.3	0.0	0.0		0.0	0.1	0.1	0.0	0.1		2.4