

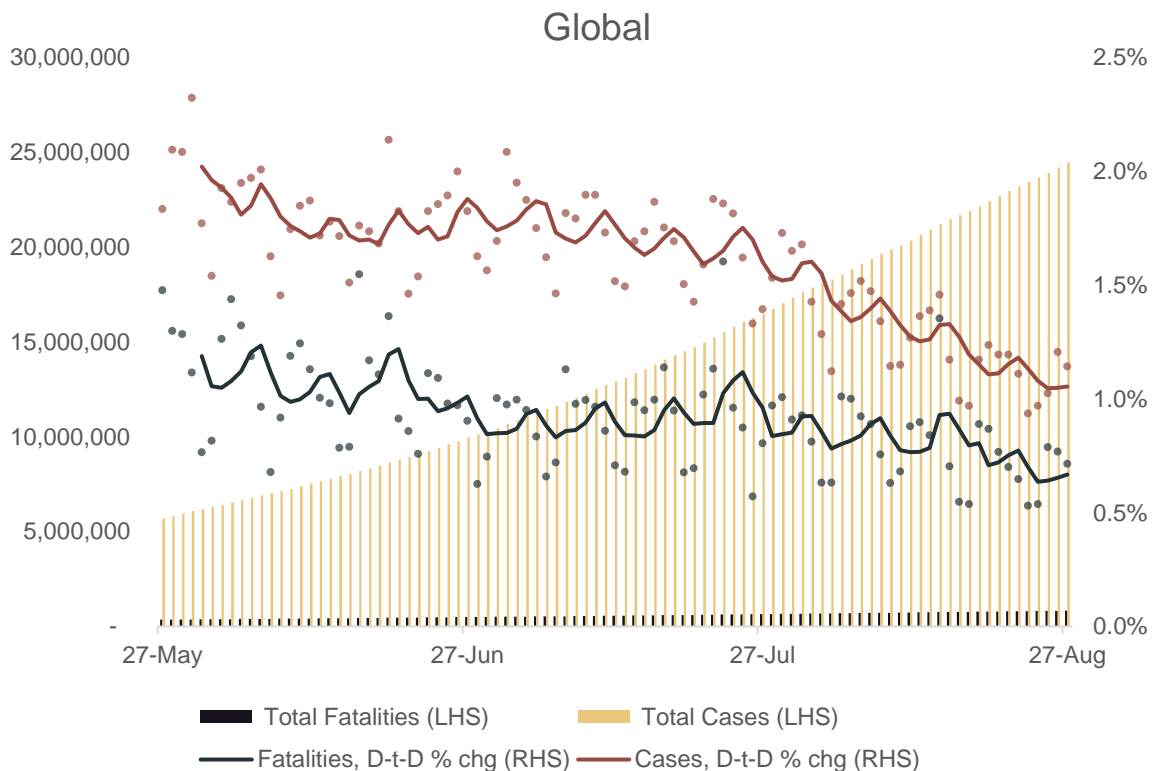
## MNI POLITICAL RISK ANALYSIS – Global COVID-19 Tracker – Aug 28

by Tom Lake

### COVID-19 Trends

- Spain recorded its fourth consecutive day of over 7,000 new cases on August 27, with the country's total rising by 9,658. The clear second wave of infections evident in Spain has seen the country exceed Chile to become the ninth-most affected country worldwide. While cases have increased notably in recent weeks, there has not been a concurrent increase in fatalities, which have risen an average of 0.1% per day over the past week.
- Italy recorded 1,409 new cases on August 27, the highest daily total since May 6. While not at the scale of outbreak seen in Spain or France presently, the Italian government will be wary of a confirmed second wave of infections given that Italy bore the brunt of the initial COVID-19 outbreak in March.
- On August 27, Sweden's health authorities revised down the total number of confirmed cases in the country, from 87,072 to 83,898.

**Chart 1. COVID-19 Cases and Fatalities, Nominal and % Chg Day-to-Day (5dma)**



Source: JHU, MNI. As of 0600BST August 28. N.b. Each dot represents a single day's figures, data for past three months

**Table 1. COVID-19 Data Table**

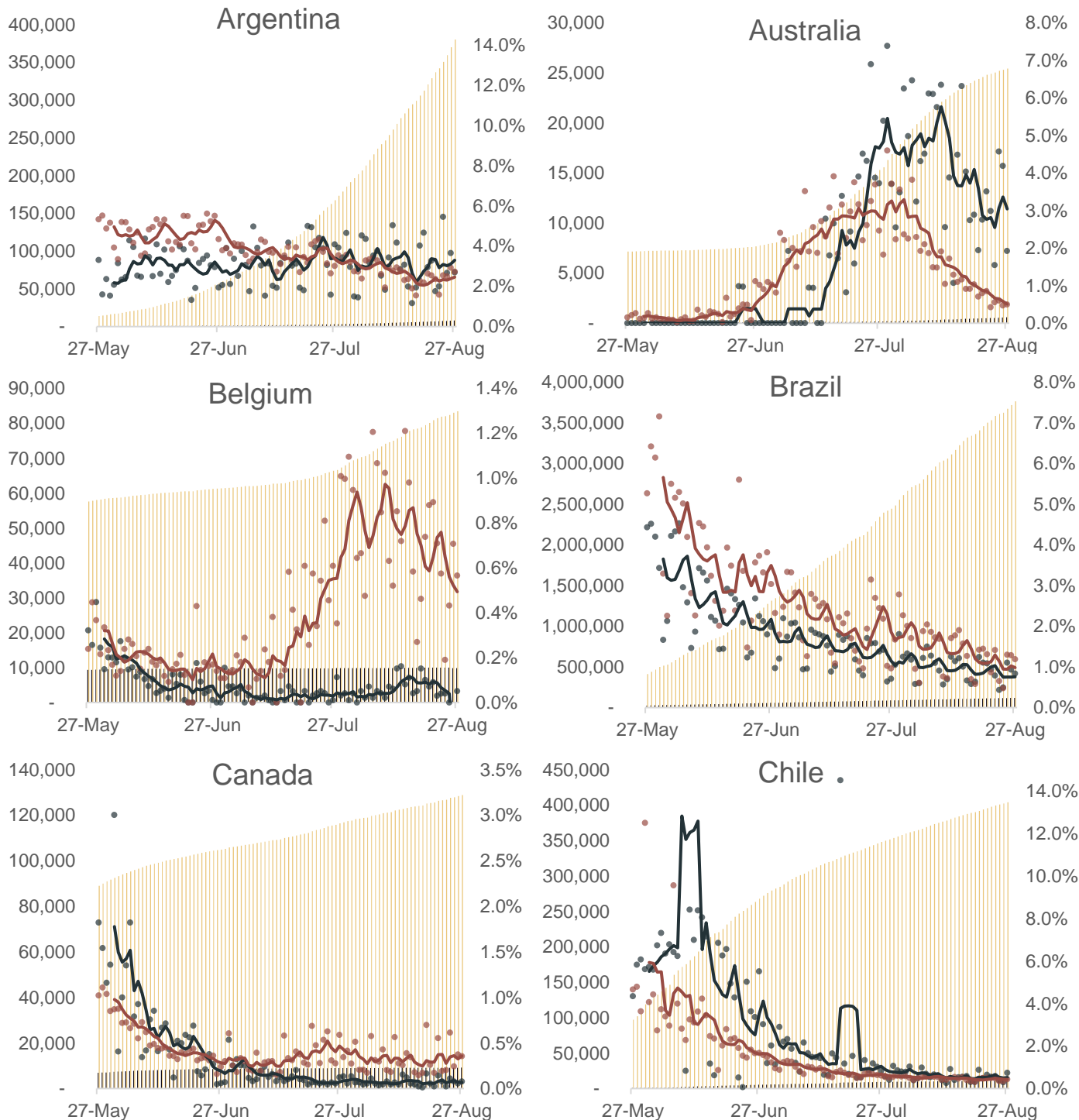
Country	Confirmed Cases	New Cases Last Week	Recovered	Deceased	Fatalities In Past Week	Mortality Rate (per 100 recorded cases)	Rate of Increase in Cases (7-day average)
<b>Global</b>	24,452,629	1,774,146	16,012,641	831,586	37,888	3.4	1.06%
<b>Argentina</b>	380,292	59,408	274,458	8,050	1,533	2.1	2.44%
<b>Australia</b>	25,448	1,041	20,631	583	111	2.3	0.57%
<b>Belgium</b>	83,500	3,322	N/A	9,884	-92	11.8	0.53%
<b>Brazil</b>	3,761,391	259,416	3,122,846	118,649	6,345	3.2	1.05%
<b>Canada</b>	128,836	3,211	114,610	9,148	51	7.1	0.33%
<b>Chile</b>	404,102	12,253	377,922	11,072	401	2.7	0.43%
<b>China</b>	89,814	247	84,335	4,715	6	5.2	0.04%
<b>Colombia</b>	581,995	68,276	417,781	18,467	2,284	3.2	1.83%
<b>France</b>	297,485	40,951	86,271	30,581	147	10.3	1.51%
<b>Germany</b>	240,571	9,279	213,725	9,290	27	3.9	0.53%
<b>Hong Kong</b>	4,755	151	N/A	81	6	1.7	0.44%
<b>India</b>	3,387,500	481,675	2,583,948	61,529	6,680	1.8	2.18%
<b>Iran</b>	367,796	15,238	316,638	21,137	873	5.7	0.60%
<b>Italy</b>	263,949	7,831	206,554	35,463	45	13.4	0.44%
<b>Japan</b>	65,653	5,753	52,542	1,241	84	1.9	1.25%
<b>Mexico</b>	579,914	36,108	475,532	62,594	3,488	10.8	0.89%
<b>Peru</b>	613,378	54,958	421,877	28,124	1,290	4.6	1.32%
<b>Russia</b>	972,972	33,139	796,498	16,758	700	1.7	0.49%
<b>Saudi Arabia</b>	311,855	7,882	286,255	3,785	237	1.2	0.36%
<b>Singapore</b>	56,572	473	55,139	27	0	0.05	0.11%
<b>South Africa</b>	618,286	18,346	531,338	13,628	1,010	2.2	0.41%
<b>South Korea</b>	19,077	2,407	14,461	316	7	8.0	1.94%
<b>Spain</b>	429,507	51,601	N/A	28,996	183	6.8	1.81%
<b>Sweden</b>	83,898	-1,912	N/A	5,820	15	6.9	-0.41%
<b>UK</b>	330,368	8,088	N/A	41,477	74	12.6	0.36%
<b>US</b>	5,867,785	293,938	2,101,326	180,824	6,569	3.1	0.71%

Source: JHU, MNI. N.b As of 1130BST August 28. Recovery numbers for Belgium, Hong Kong, Spain, Sweden and the UK not available. Decrease in Belgium's fatalities and Sweden's cases due to methodological revision.

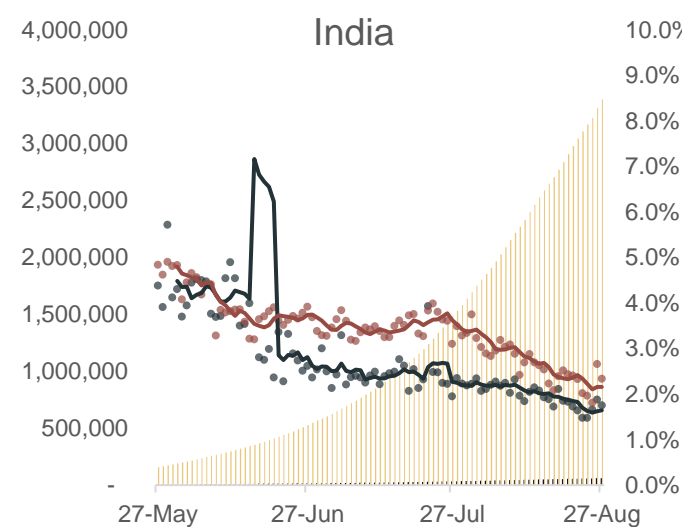
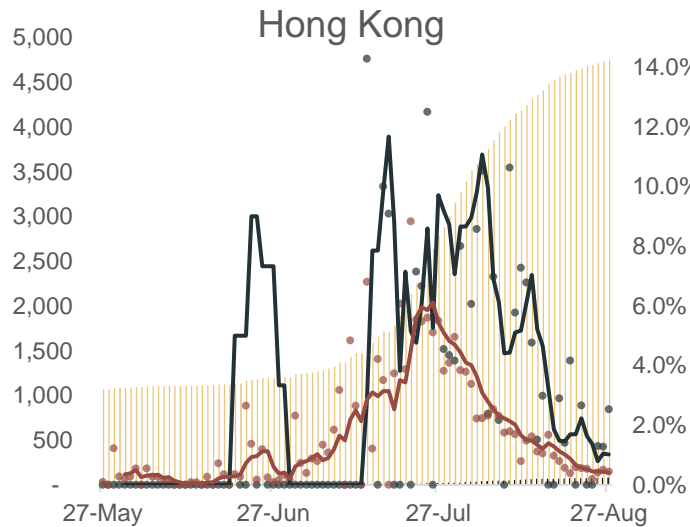
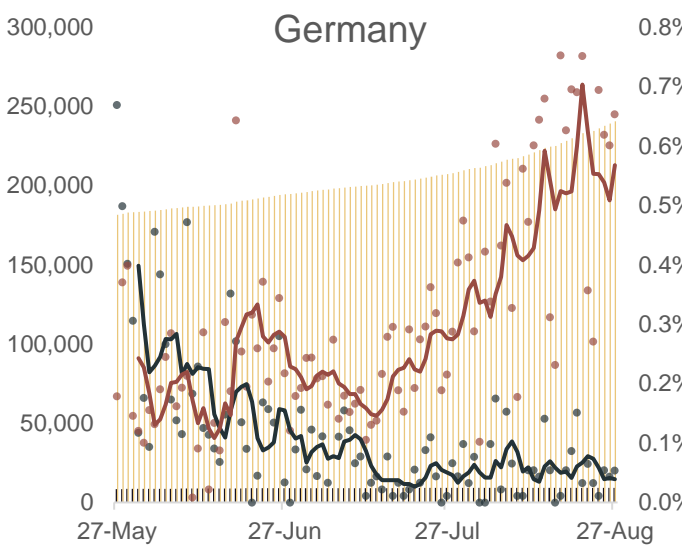
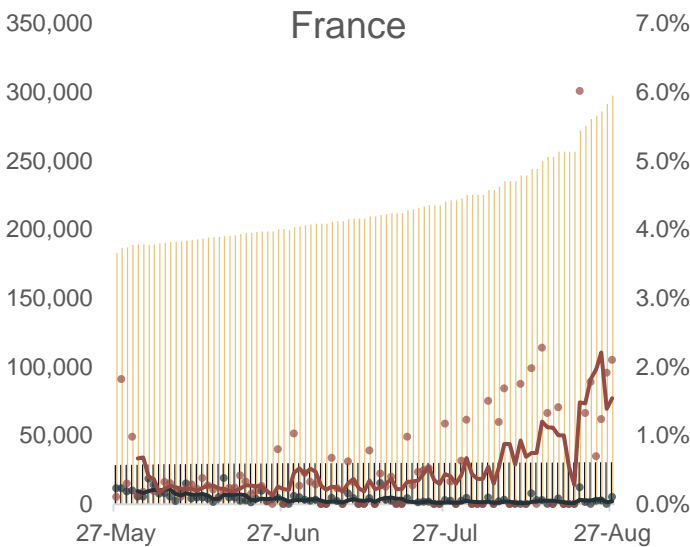
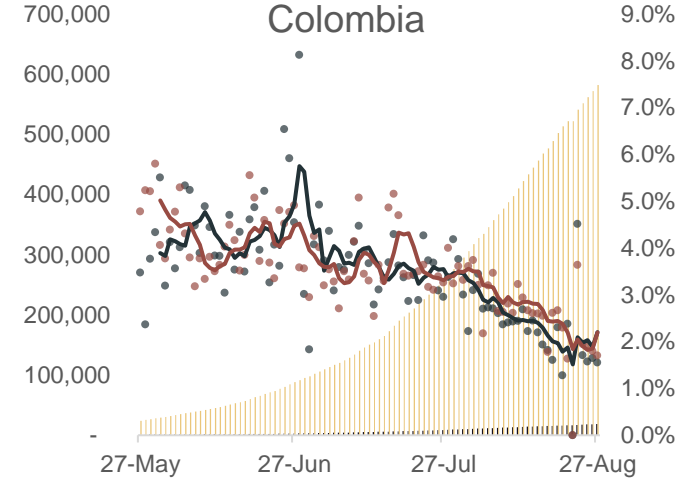
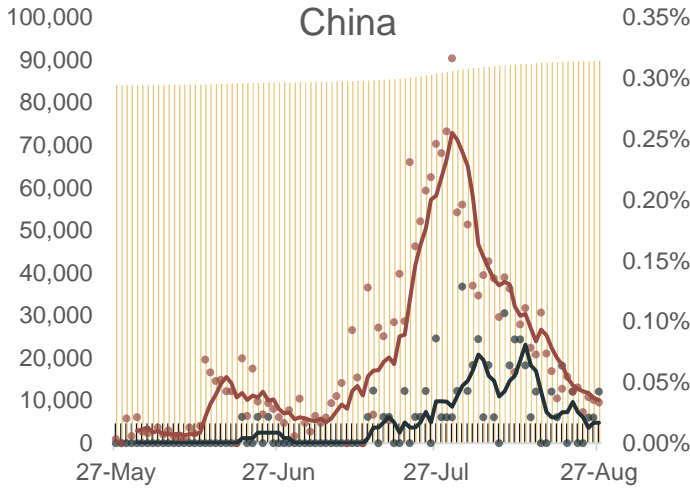
**Chart Pack: COVID-19 Cases and Fatalities, Nominal and % Chg Day-to-Day (5dma)**

The chart pack below records the number of COVID-19 cases and fatalities resulting from COVID-19 recorded in select countries over the past three months in each respective country. The charts also display the rate of increase in recorded cases and fatalities in each country. **Legend below can be used for all national charts.**

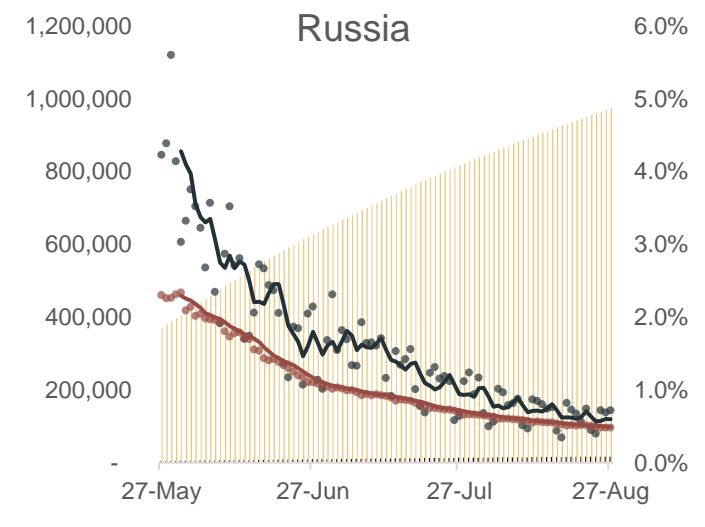
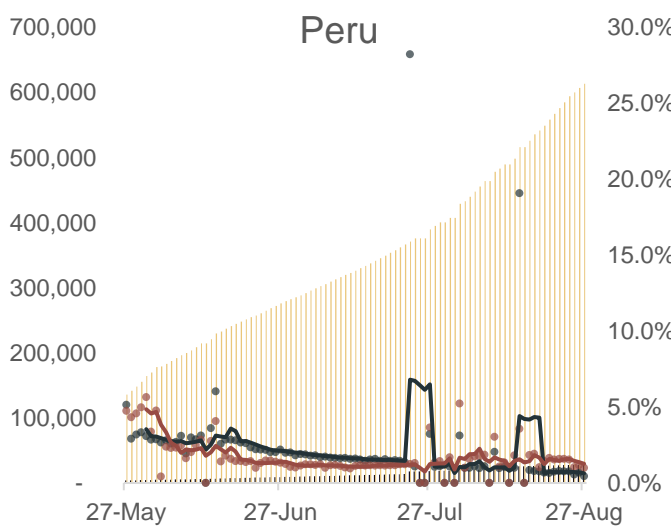
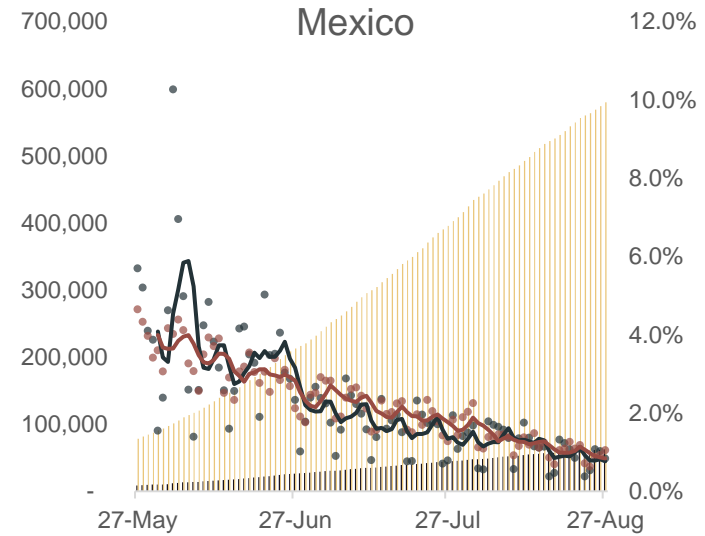
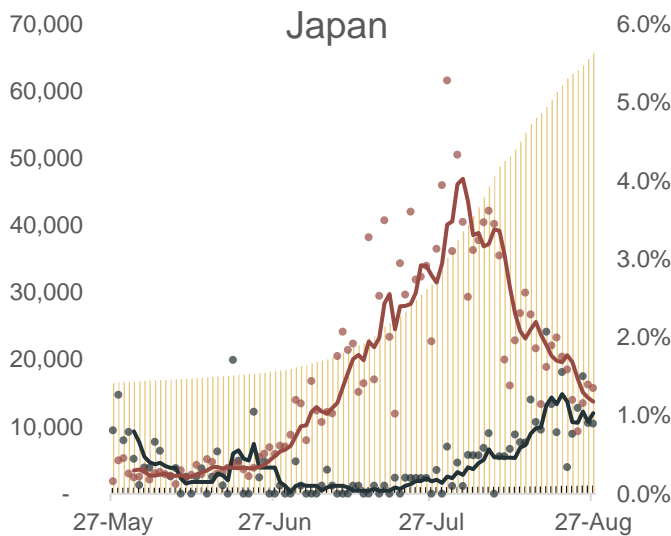
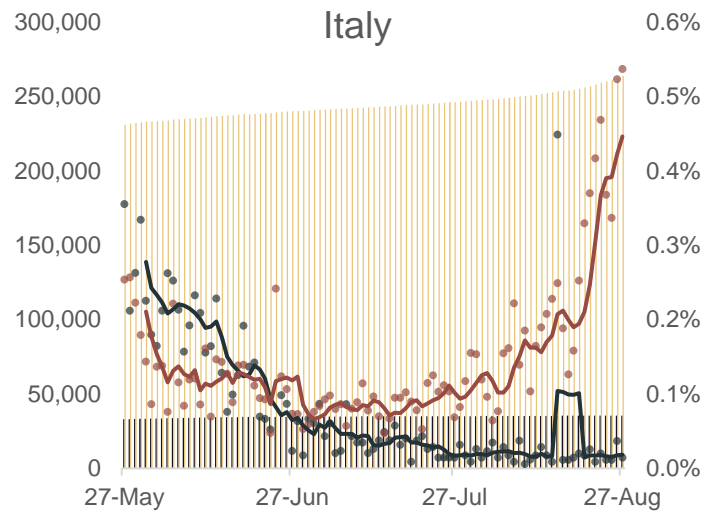
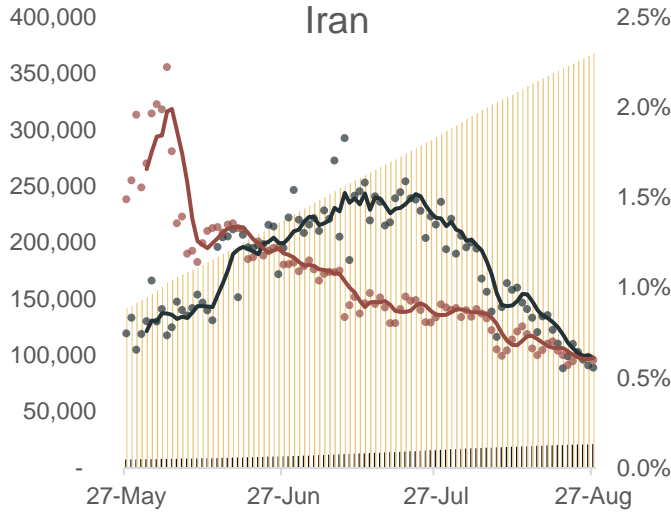
■ Total Fatalities (LHS) ■ Total Cases (LHS) — Fatalities, D-t-D % chg (RHS) — Cases, D-t-D % chg (RHS)



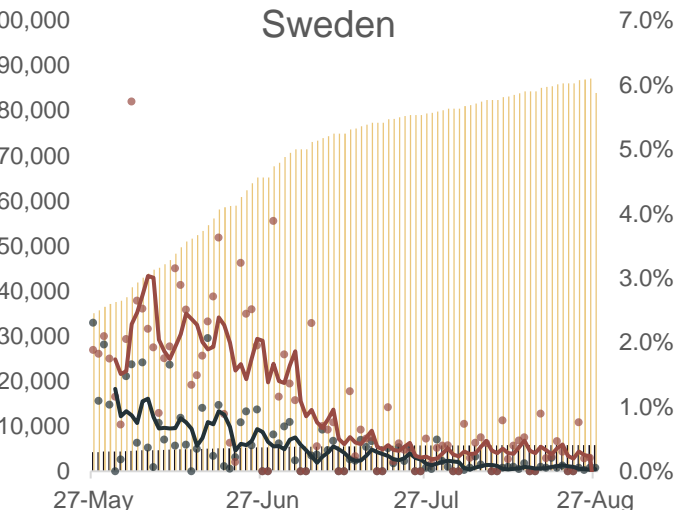
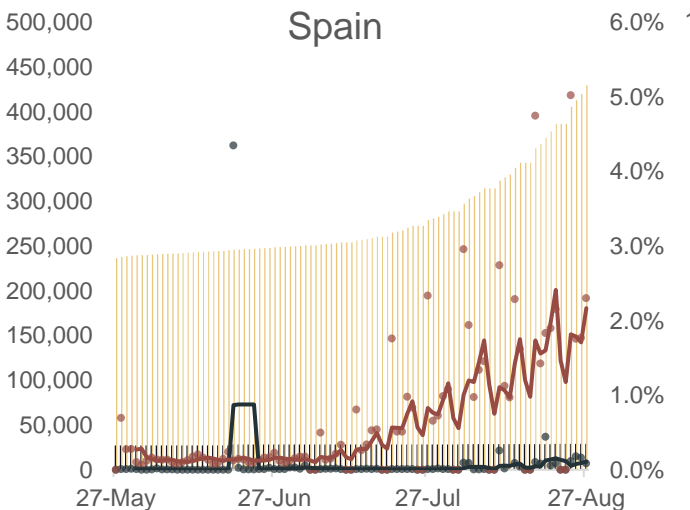
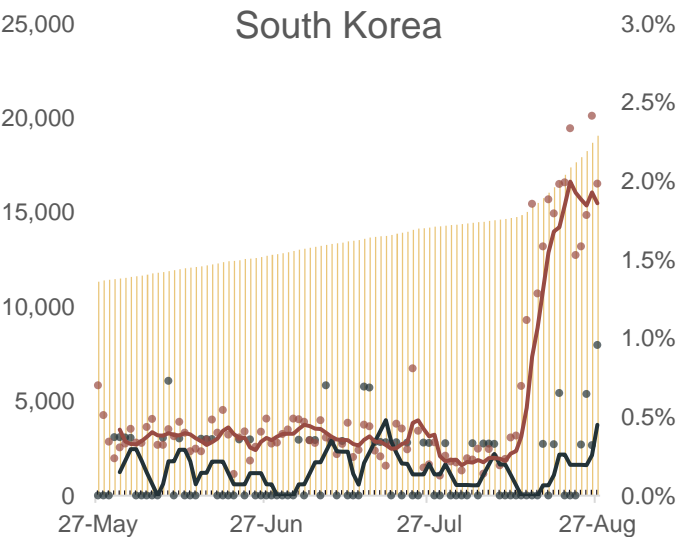
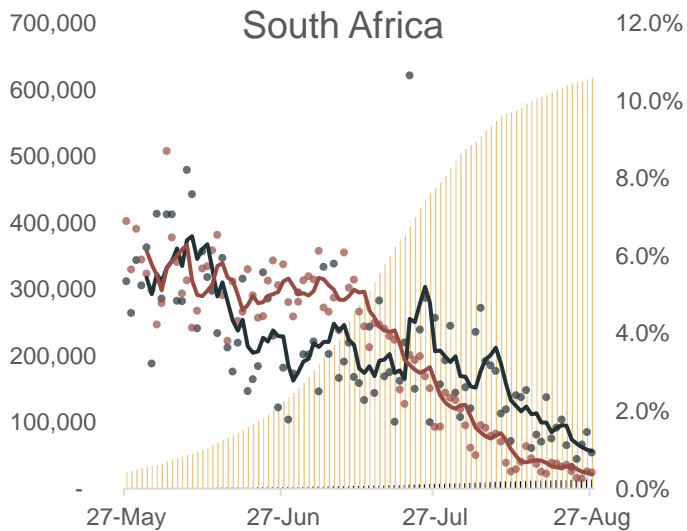
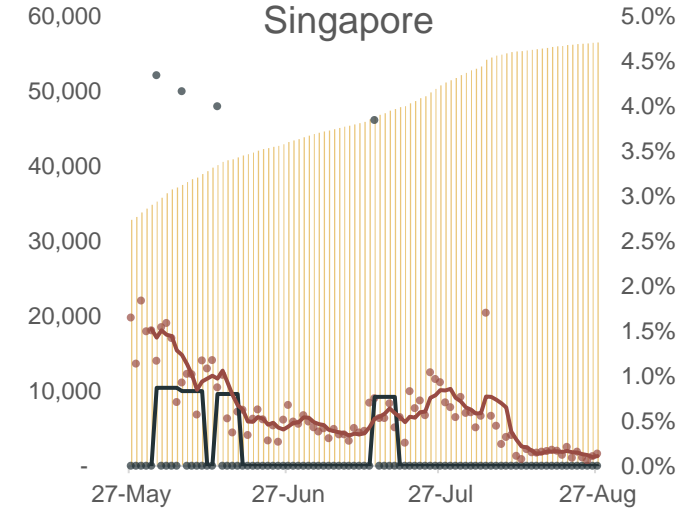
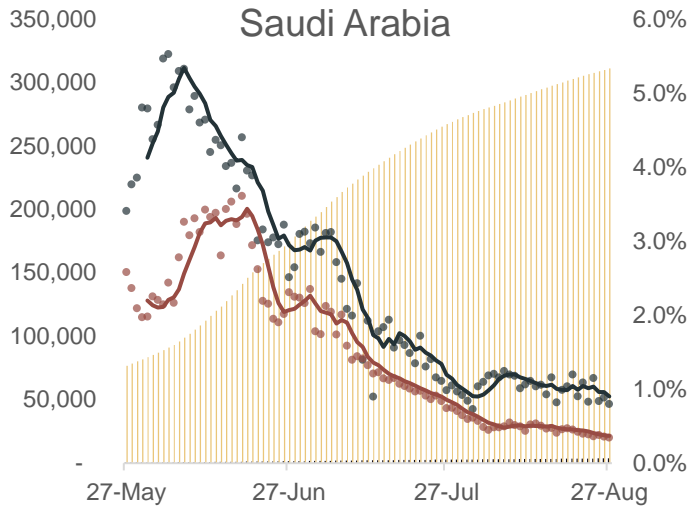
■ Total Fatalities (LHS) ■ Total Cases (LHS) — Fatalities, D-t-D % chg (RHS) — Cases, D-t-D % chg (RHS)

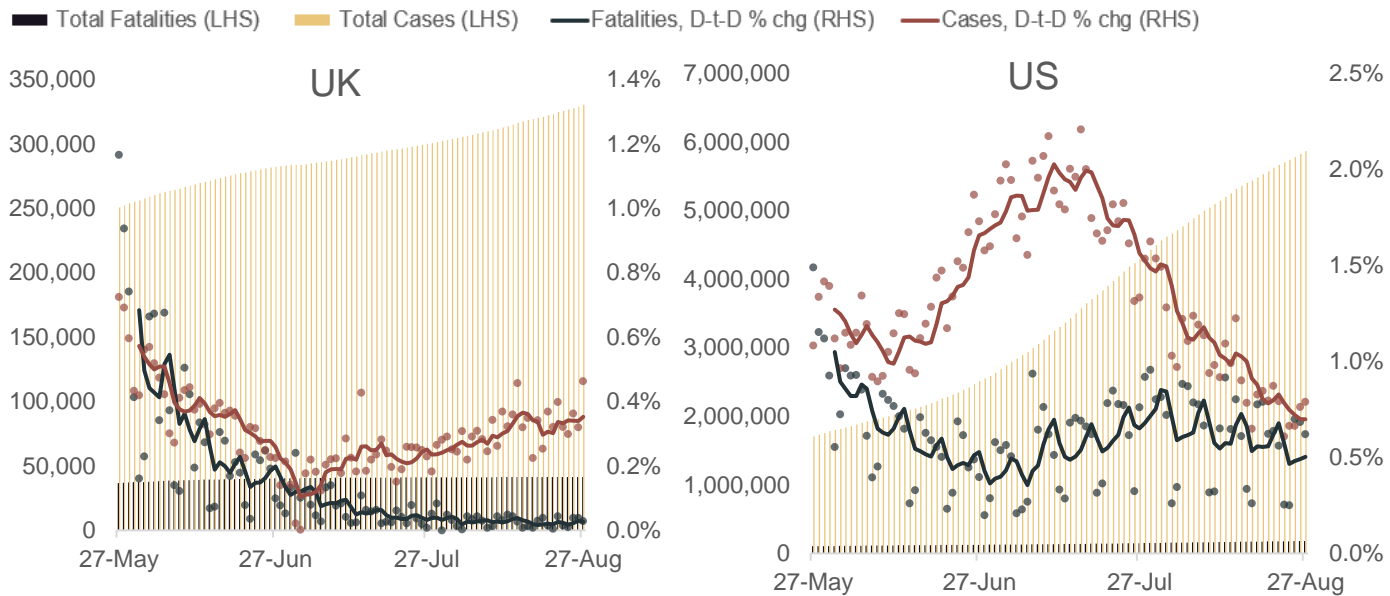


■ Total Fatalities (LHS) ■ Total Cases (LHS) — Fatalities, D-t-D % chg (RHS) — Cases, D-t-D % chg (RHS)



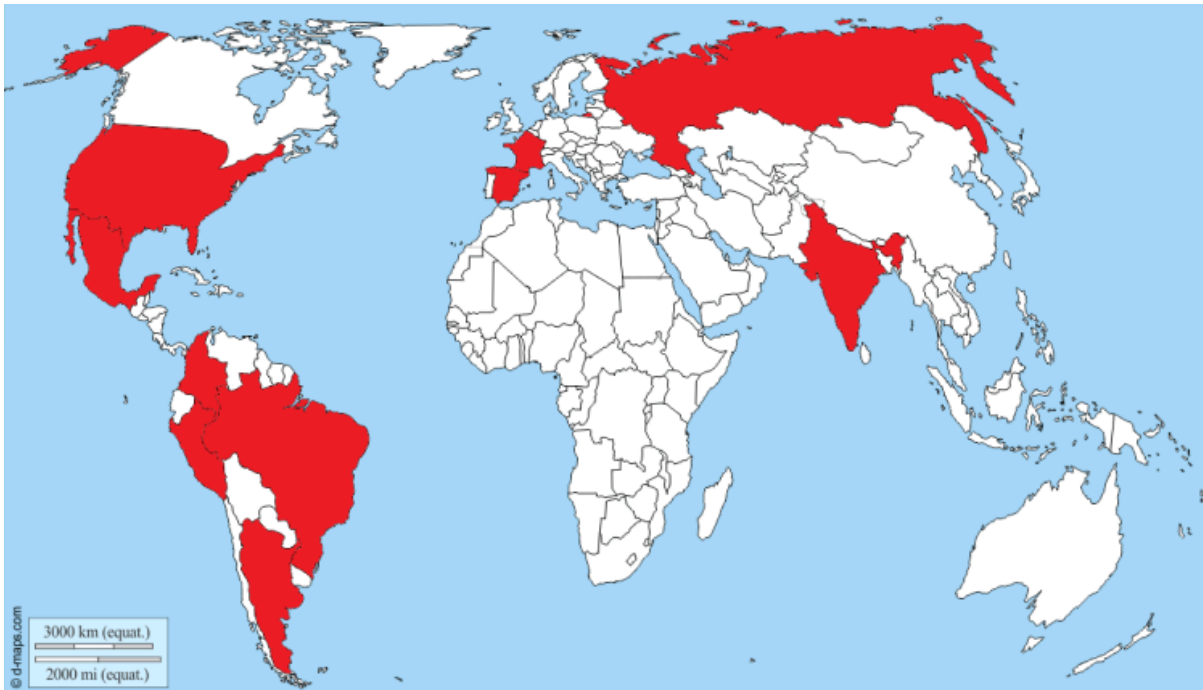
■ Total Fatalities (LHS) ■ Total Cases (LHS) — Fatalities, D-t-D % chg (RHS) — Cases, D-t-D % chg (RHS)





Source: JHU, MNI. N.b Global legend applies to all charts. All data correct as of 0600BST August 27, and represents full-day data submissions, rather than intra-day figures. Each dot indicates the data from a single day.

**Chart 2. Countries with 10 Highest Number Of New Cases In Past Week**



Source: JHU, MNI. N.b. Data from Aug 20-27. Countries in descending order of new cases: India, US, Brazil, Colombia, Argentina, Peru, Spain, France, Mexico, Russia.

**Chart 3. Countries with 10 Highest Number of New Cases Per Capita in Past Week**



Source: JHU, MNI. N.b. Data from Aug 20-27. Countries in descending order of new cases per capita: Maldives, Peru, Bahrain, Panama, Colombia, Argentina, Israel, Brazil, Costa Rica, Spain

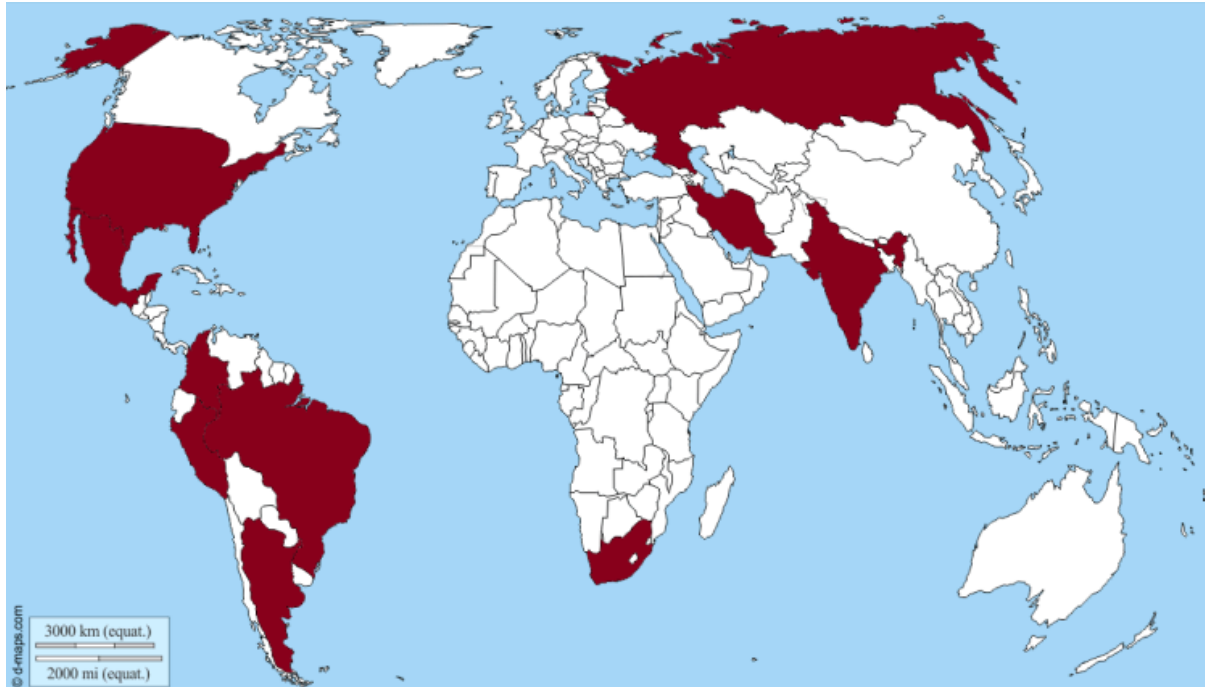
**Chart 4. Countries with 10 Highest Number of Total Recorded Cases Per 100 Head of State's Population**



Source: JHU, MNI. N.b. Data from Aug 20-27. Countries in descending order of new cases per capita: Qatar, Bahrain, Chile, Panama, Kuwait, Peru, US, Brazil, Oman, Armenia. Microstates excluded.



**Chart 5. Countries with 10 Highest Number Of Fatalities In Past Week**



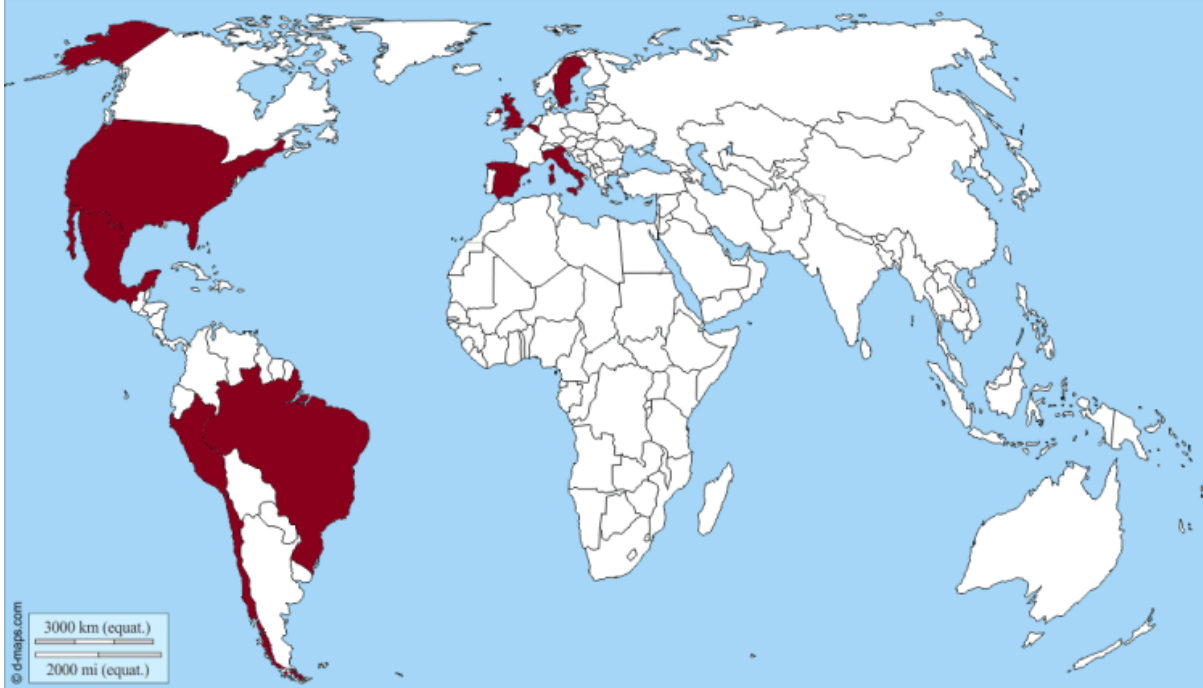
Source: JHU, MNI. N.b. Data from Aug 20-27. Countries in descending order of fatalities in past week: US, Brazil, India, Mexico, Colombia, Argentina, Peru, South Africa, Iran, Russia

**Chart 6. Countries with 10 Highest Number of Fatalities Per Capita in Past Week**



Source: JHU, MNI. N.b. Data from Aug 20-27. Countries in descending order of fatalities per capita in past week: Colombia, Bolivia, Peru, Argentina, Brazil, Mexico, Panama, Chile, US, Bosnia and Herzegovina

**Chart 7. Countries with 10 Highest Number of Total Recorded Fatalities Per 100 Head of State's Population**



Source: JHU, MNI. N.b. Data from Aug 20-27. Countries in descending order of fatalities per capita: Peru, Belgium, Spain, UK, Italy, Chile, Sweden, Brazil, US, Mexico. Microstates excluded.