

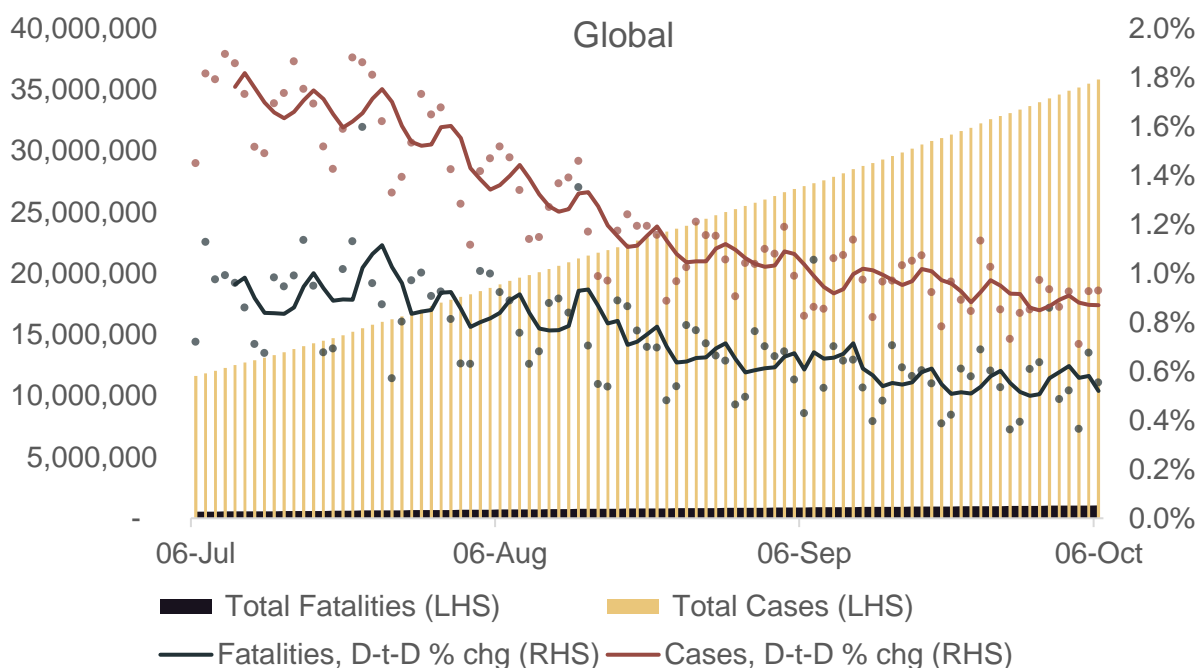
MNI POLITICAL RISK ANALYSIS – Global COVID-19 Tracker – October 7

by Tom Lake

COVID-19 Trends and Developments

- Canada’s average increase in new cases across the past seven days stood at 2,109 cases per day as of October 6, the highest seven-day average on record. While fatalities remain relatively low, they have ticked up in recent weeks, with an average of 35 COVID-19 related fatalities per day over the past week, the highest seven-day average since June 22. Canadians are being advised to limit the number of people attending gatherings for Thanksgiving this weekend.
- Authorities in Belgium have ordered the closure of all bars and banned the outdoor drinking of alcohol in the capital Brussels following a sustained increase in cases. Belgium’s average new caseload over the past seven days stands at 2,454 per day, the highest seven-day average on record. The measures in Brussels have been introduced due to 15% of the region’s ICU beds being taken by COVID-19 patients, a key threshold for the Belgian health authorities.
- India’s registered COVID-19 fatalities averaged 1,008 per day over the past week. This is the lowest seven-day average recorded in the country since September 2, and comes in line with a sustained decline in average new recorded cases. While India’s caseload continues to increase at a greater number than any other country, its seven-day average of new cases stands at 75,910 per day, the lowest seven-day average since August 31.

Chart 1. COVID-19 Cases and Fatalities, Nominal and % Chg Day-to-Day (5dma)



Source: JHU, MNI. As of 0600BST October 7. N.b. Each dot represents a single day's figures, data for past three months

Table 1. COVID-19 Data Table

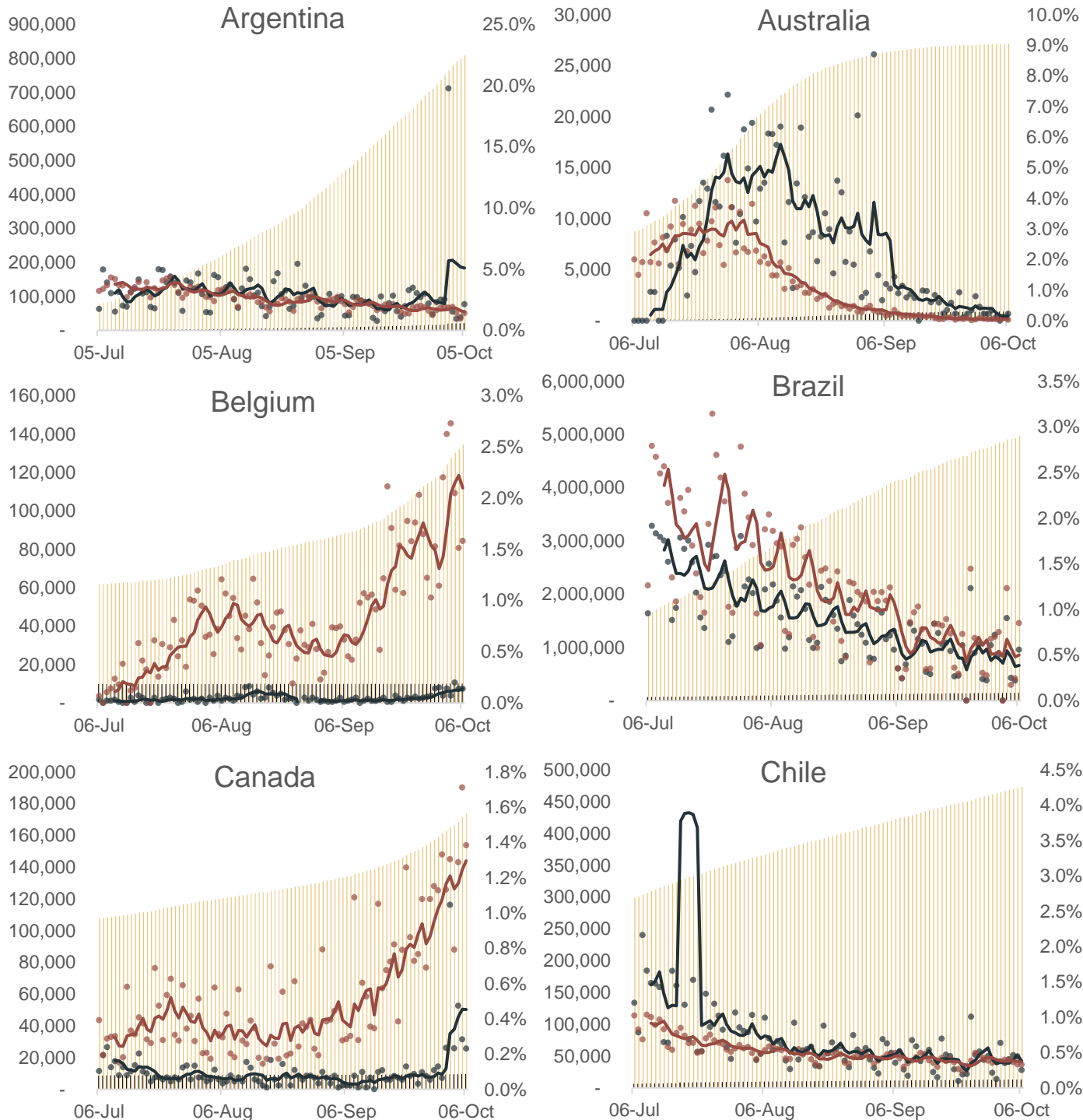
| Country | Confirmed Cases | New Cases in Past 24 Hrs | Recovered | Deceased | Fatalities in Past 24 Hrs | Mortality Rate (per 100 recorded cases) | Rate of Increase in Cases (7-day average) |
|---------------------|-----------------|--------------------------|------------|-----------|---------------------------|---|---|
| Global | 35,805,389 | 329,510 | 24,983,261 | 1,049,728 | 5,783 | 2.9 | 0.89% |
| Argentina | 824,468 | 14,740 | 660,272 | 21,827 | 359 | 2.6 | 1.62% |
| Australia | 27,181 | 8 | 24,935 | 897 | 2 | 3.3 | 0.05% |
| Belgium | 134,291 | 2,088 | N/A | 10,092 | 14 | 7.5 | 1.98% |
| Brazil | 4,969,141 | 41,906 | 4,430,340 | 147,494 | 819 | 3.0 | 0.56% |
| Canada | 173,756 | 2,372 | 146,429 | 9,582 | 22 | 5.5 | 1.28% |
| Chile | 473,306 | 1,560 | 445,418 | 13,070 | 33 | 2.8 | 0.37% |
| China | 90,667 | 15 | 85,566 | 4,739 | 0 | 5.2 | 0.02% |
| Colombia | 869,808 | 7,650 | 770,812 | 27,017 | 173 | 3.1 | 0.78% |
| France | 675,736 | 11,447 | 101,443 | 32,383 | 66 | 4.8 | 1.97% |
| Germany | 307,127 | 2,454 | 267,747 | 9,566 | 12 | 3.1 | 0.80% |
| Hong Kong | 5,132 | 8 | N/A | 105 | 0 | 2.0 | 0.15% |
| India | 6,757,131 | 72,049 | 5,744,693 | 104,555 | 986 | 1.5 | 1.18% |
| Iran | 479,825 | 4,151 | 394,800 | 27,419 | 227 | 5.7 | 0.81% |
| Italy | 330,263 | 2,677 | 234,099 | 36,030 | 28 | 10.9 | 0.77% |
| Japan | 86,540 | 513 | 78,521 | 1,609 | 7 | 1.9 | 0.59% |
| Mexico | 794,608 | 4,828 | 676,923 | 82,348 | 471 | 10.4 | 1.06% |
| Peru | 829,999 | 1,830 | 712,888 | 32,834 | 92 | 4.0 | 0.37% |
| Russia | 1,231,277 | 11,481 | 984,767 | 21,559 | 184 | 1.8 | 0.83% |
| Saudi Arabia | 337,243 | 477 | 322,612 | 4,923 | 25 | 1.5 | 0.13% |
| Singapore | 57,830 | 11 | 57,612 | 27 | 0 | 0.05 | 0.02% |
| South Africa | 683,242 | 1,027 | 616,857 | 17,103 | 87 | 2.5 | 0.23% |
| South Korea | 24,353 | 114 | 22,334 | 425 | 3 | 1.7 | 0.32% |
| Spain | 825,410 | 11,998 | N/A | 32,486 | 261 | 3.9 | 1.42% |
| Sweden | 96,145 | 1,862 | N/A | 5,883 | -12 | 6.1 | 0.56% |
| UK | 530,113 | 14,542 | N/A | 42,445 | 76 | 8.0 | 2.50% |
| US | 7,500,964 | 43,562 | 295,390 | 210,886 | 705 | 2.8 | 0.60% |

Source: JHU, MNI. N.b Data correct as of 0935BST October 7. Recovery numbers for Belgium, Hong Kong, Spain, Sweden and the UK not available. Sweden's fatality number reduced due to methodological change.

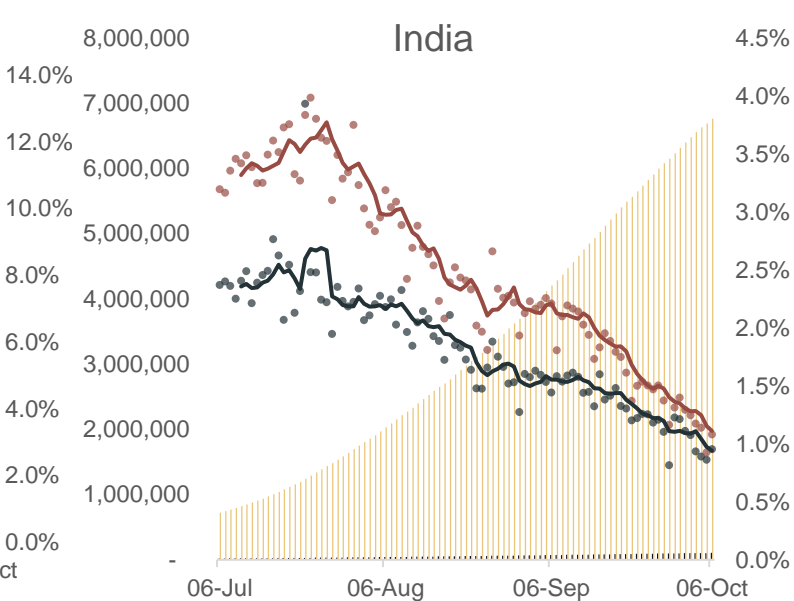
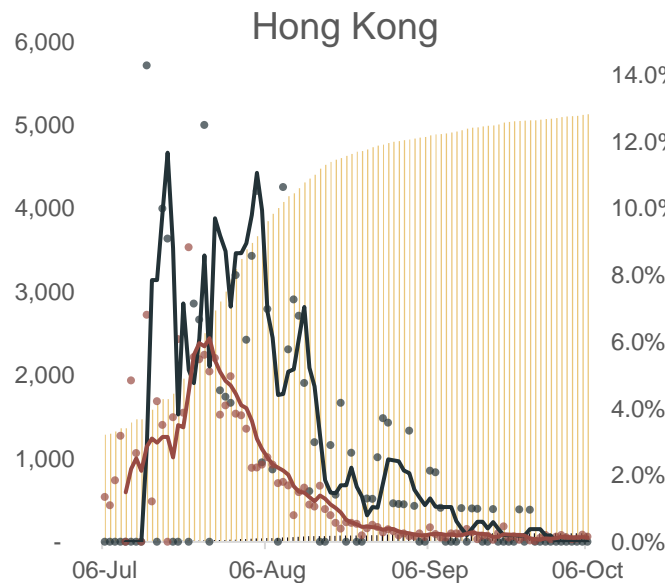
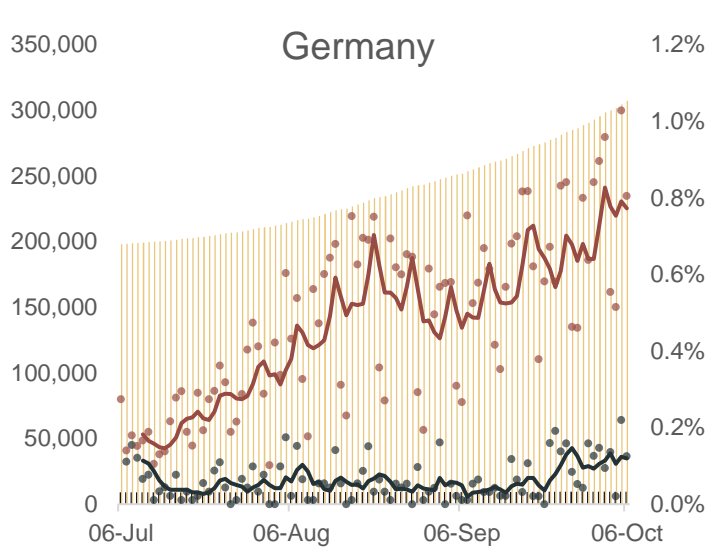
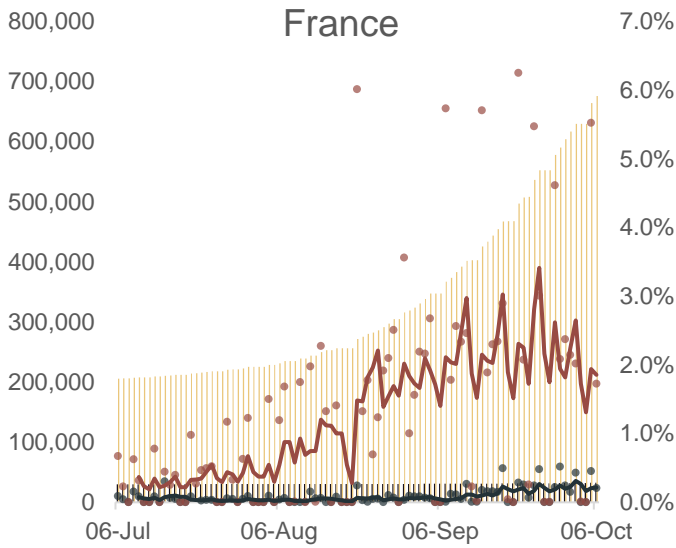
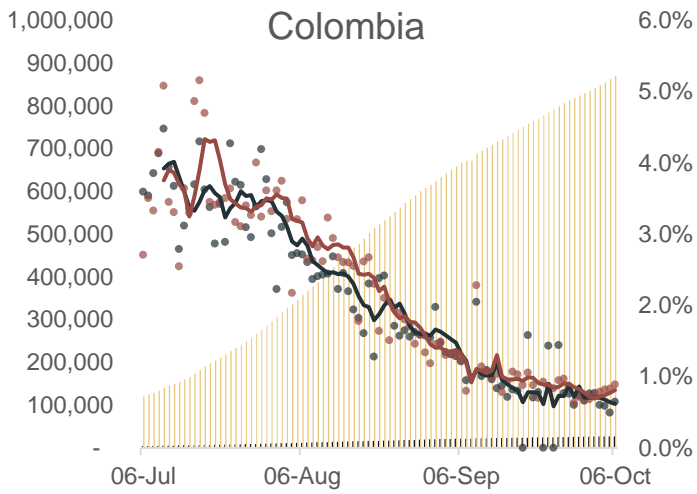
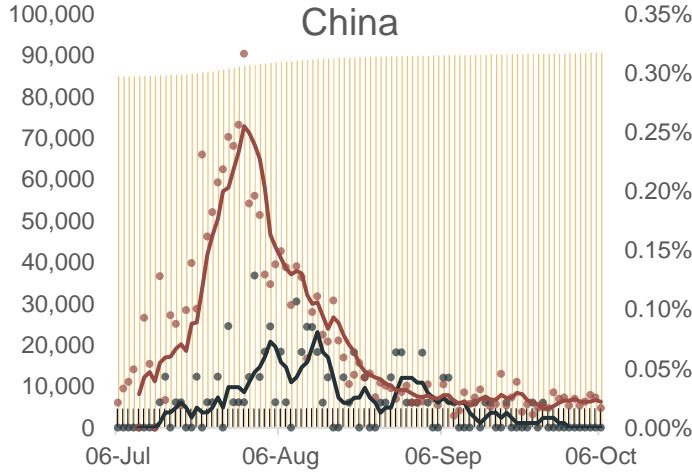
Chart Pack: COVID-19 Cases and Fatalities, Nominal and % Chg Day-to-Day (5dma)

The chart pack below records the number of COVID-19 cases and fatalities resulting from COVID-19 recorded in select countries over the past three months in each respective country. The charts also display the rate of increase in recorded cases and fatalities in each country. **Legend below can be used for all national charts.**

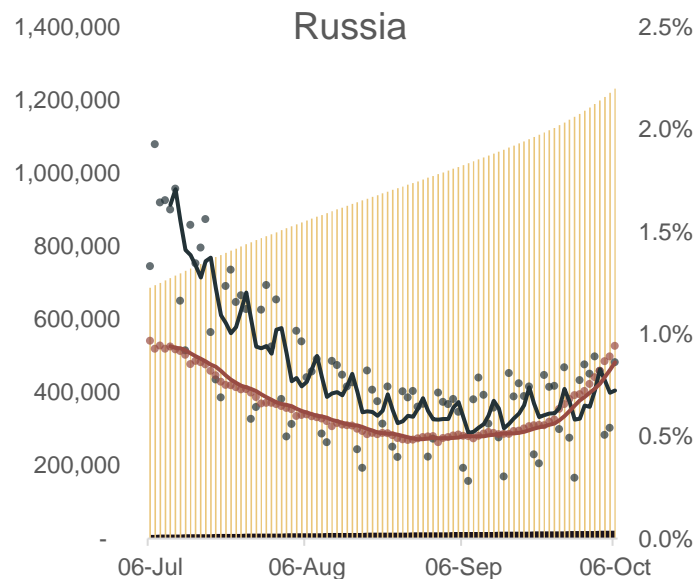
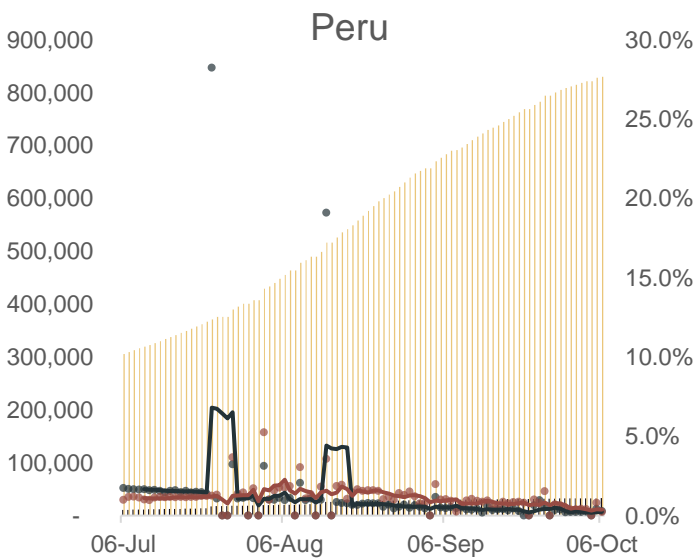
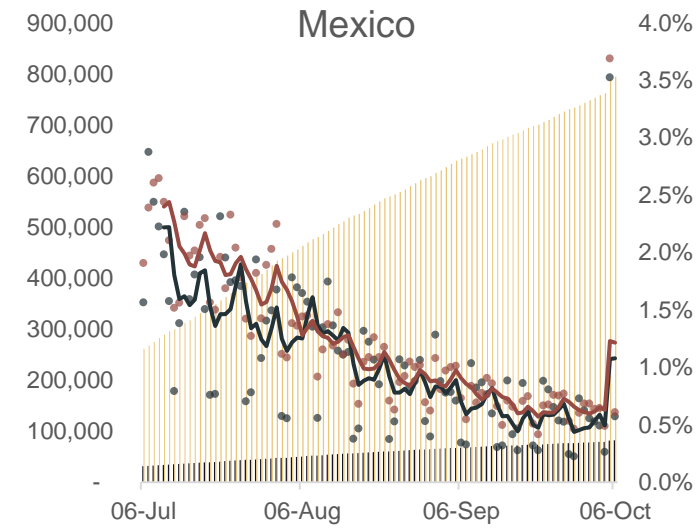
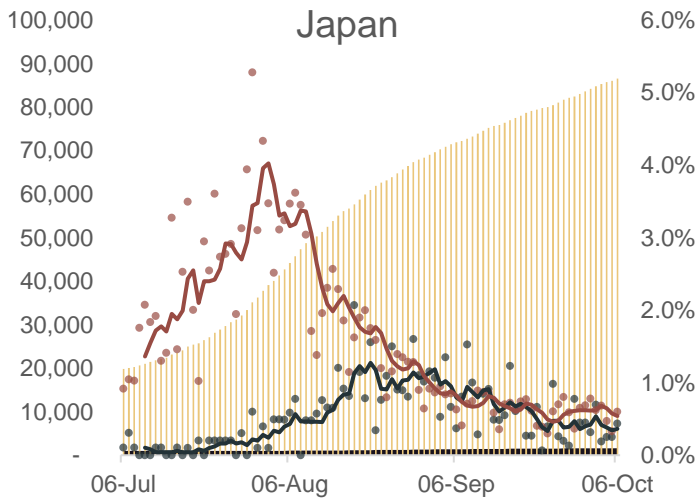
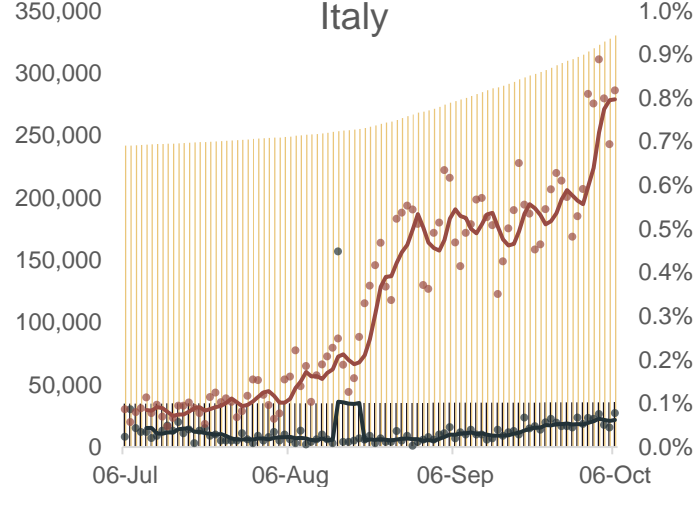
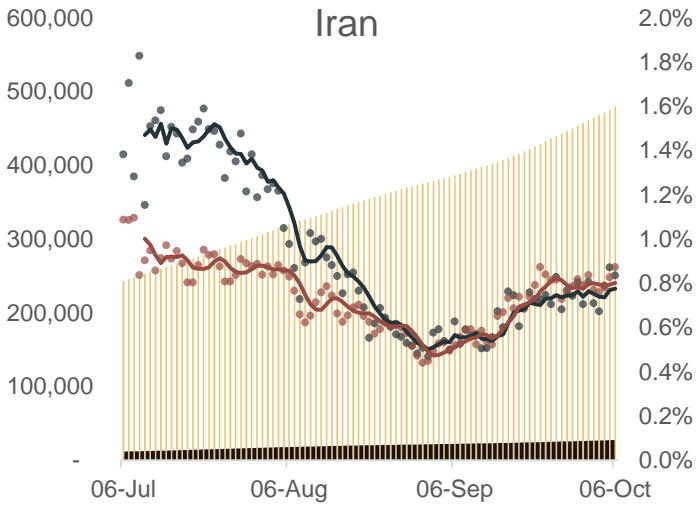
■ Total Fatalities (LHS) ■ Total Cases (LHS) — Fatalities, D-t-D % chg (RHS) — Cases, D-t-D % chg (RHS)



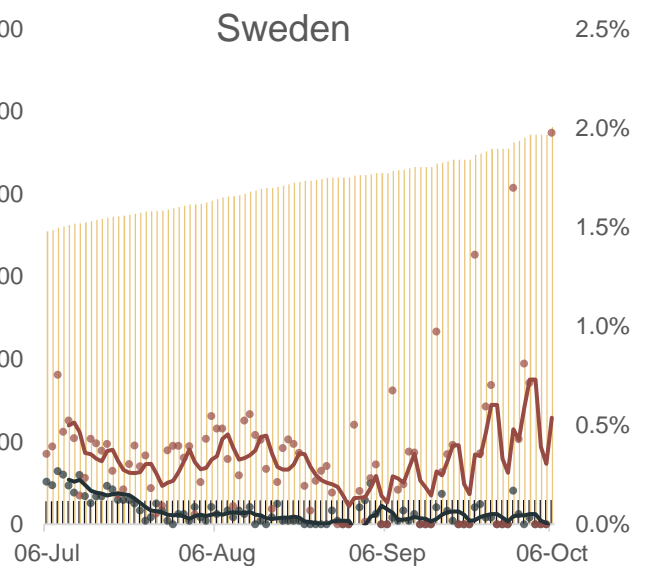
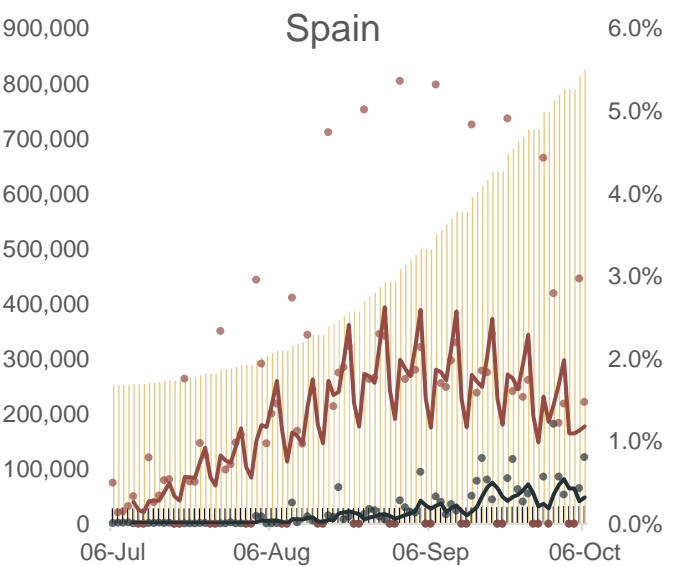
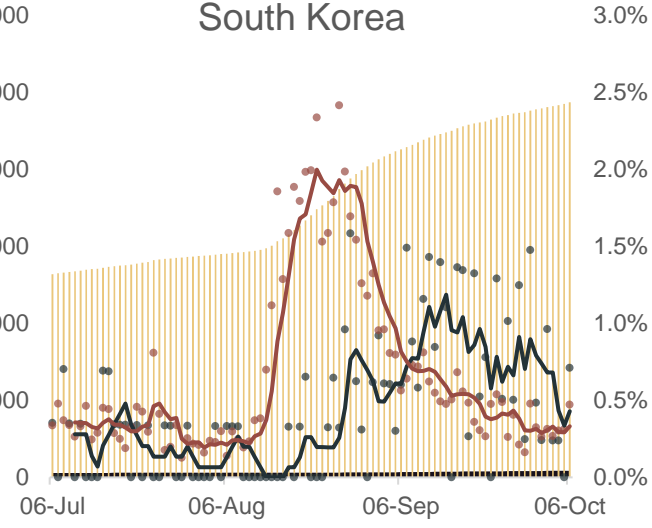
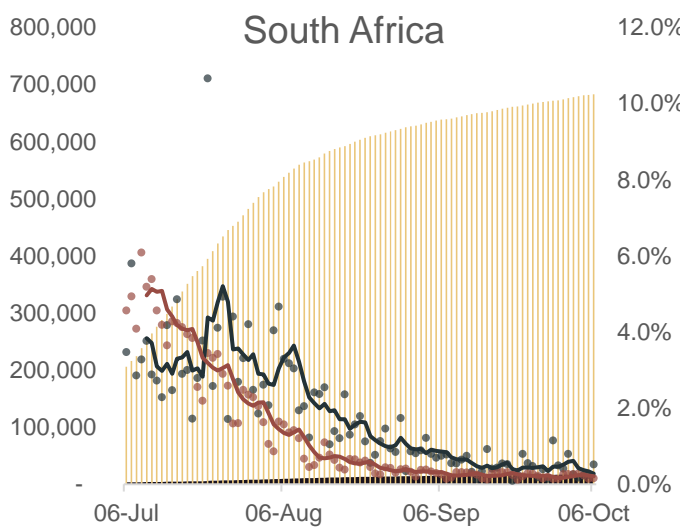
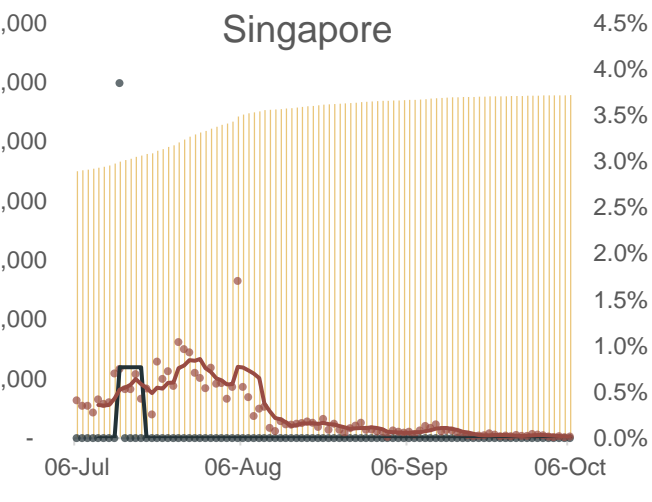
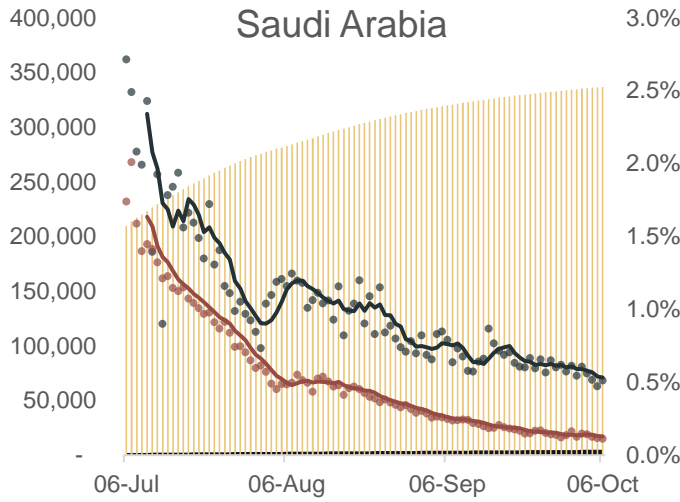
■ Total Fatalities (LHS) ■ Total Cases (LHS) — Fatalities, D-t-D % chg (RHS) — Cases, D-t-D % chg (RHS)

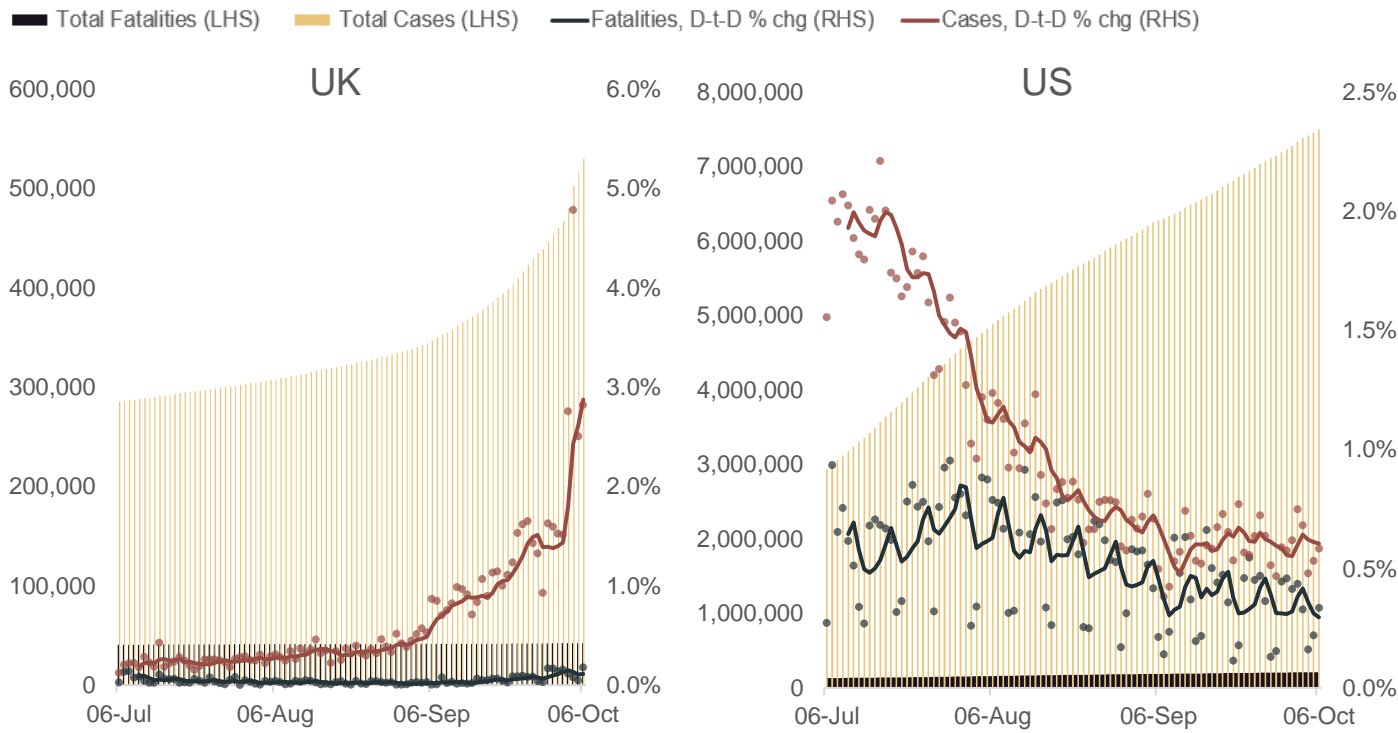


■ Total Fatalities (LHS) ■ Total Cases (LHS) — Fatalities, D-t-D % chg (RHS) — Cases, D-t-D % chg (RHS)



■ Total Fatalities (LHS)
 ■ Total Cases (LHS)
 — Fatalities, D-t-D % chg (RHS)
 — Cases, D-t-D % chg (RHS)





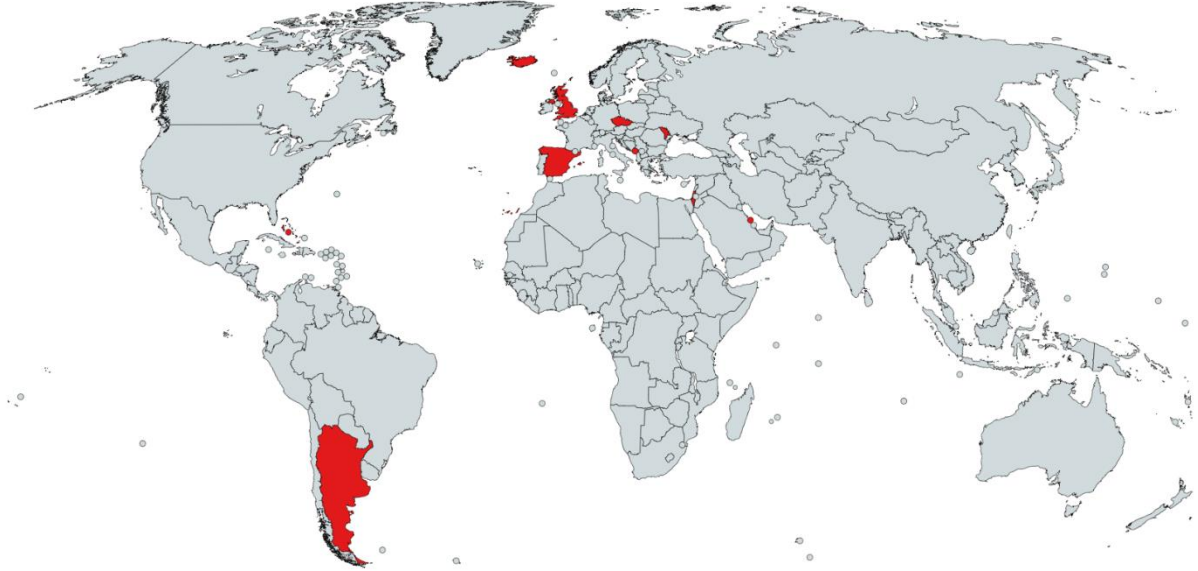
Source: JHU, MNI. N.b Global legend applies to all charts. All data correct as of 0600BST October 7, and represents full-day data submissions, rather than intra-day figures. Each dot indicates the data from a single day.

Chart 2. Countries with 10 Highest Number Of New Cases In Past 24 Hours



Source: JHU, MapChart.net, MNI. N.b. Data from Oct 6. Countries in descending order of new cases: India, US, Brazil, Argentina, UK, Spain, Russia, France, Netherlands, Colombia.

Chart 3. Countries with 10 Highest Number of New Cases Per Capita in Past 24 Hours



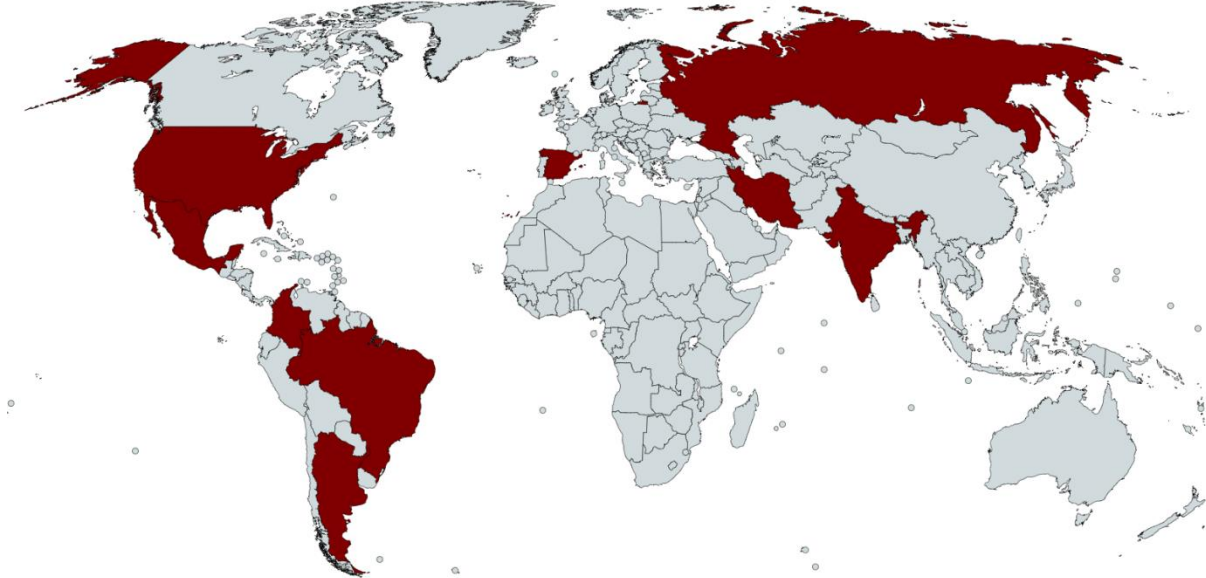
Source: JHU, Mapchart.net, MNI. N.b. Data from Oct 6. Countries in descending order of new cases per capita: Israel, Czech Republic, Montenegro, Argentina, Iceland, Bahamas, Spain, UK, Bahrain, Moldova. Countries with population below 100k excluded.

Chart 4. Countries with 10 Highest Number of Total Recorded Cases Per 100 Head of Population



Source: JHU, Mapchart.net, MNI. N.b. Data for Oct 6. Countries in descending order of new cases per capita: Qatar, Bahrain, Israel, Panama, Kuwait, Peru, Chile, Brazil, US, Oman. Countries with population below 100k excluded.

Chart 5. Countries with 10 Highest Number of Fatalities in Past 24 Hours



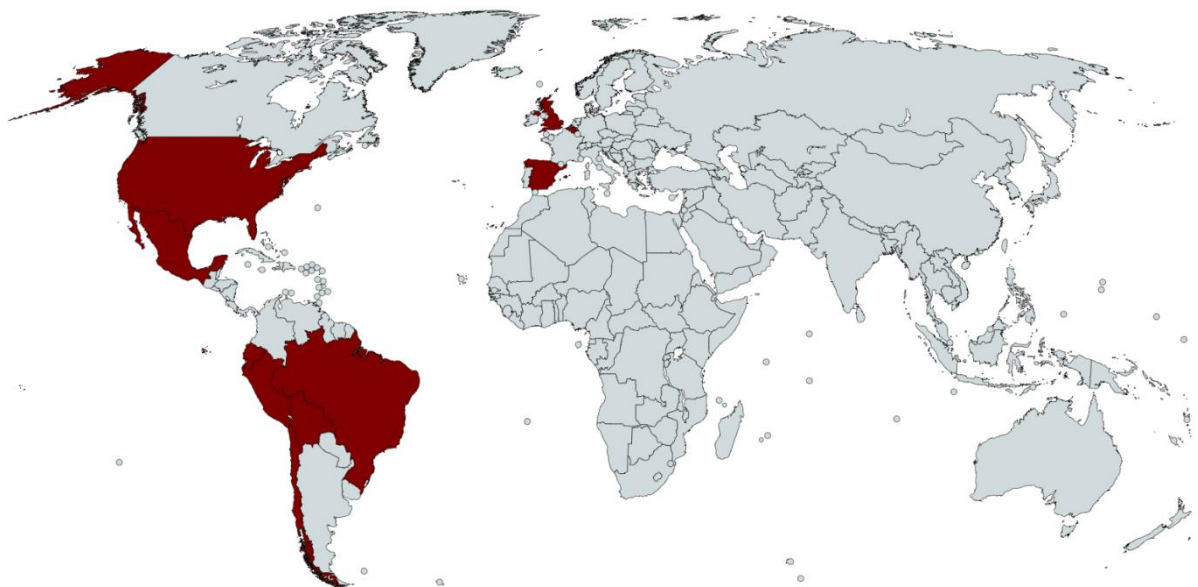
Source: JHU, Mapchart.net, MNI. N.b. Data from Oct 6. Countries in descending order of fatalities in past 24 hours: India, Brazil, US, Mexico, Argentina, Spain, Iran, Russia, Colombia.

Chart 6. Countries with 10 Highest Number of Fatalities Per Capita in Past 24 Hours



Source: JHU, Mapchart.net, MNI. N.b. Data from Oct 6. Countries in descending order of fatalities per capita: Comoros, Bahamas, Belize, Montenegro, Argentina, Spain, Israel, Bosnia and Herzegovina, Brazil, North Macedonia. Countries with population below 100k excluded.

Chart 7. Countries with 10 Highest Number of Total Recorded Fatalities Per 100 Head of State's Population



Source: JHU, Mapchart.net, MNI. N.b. Data from Oct 6. Countries in descending order of fatalities per capita: Peru, Belgium, Bolivia, Spain, Brazil, Chile, Ecuador, Mexico, US, UK. Countries with population below 100k excluded.