

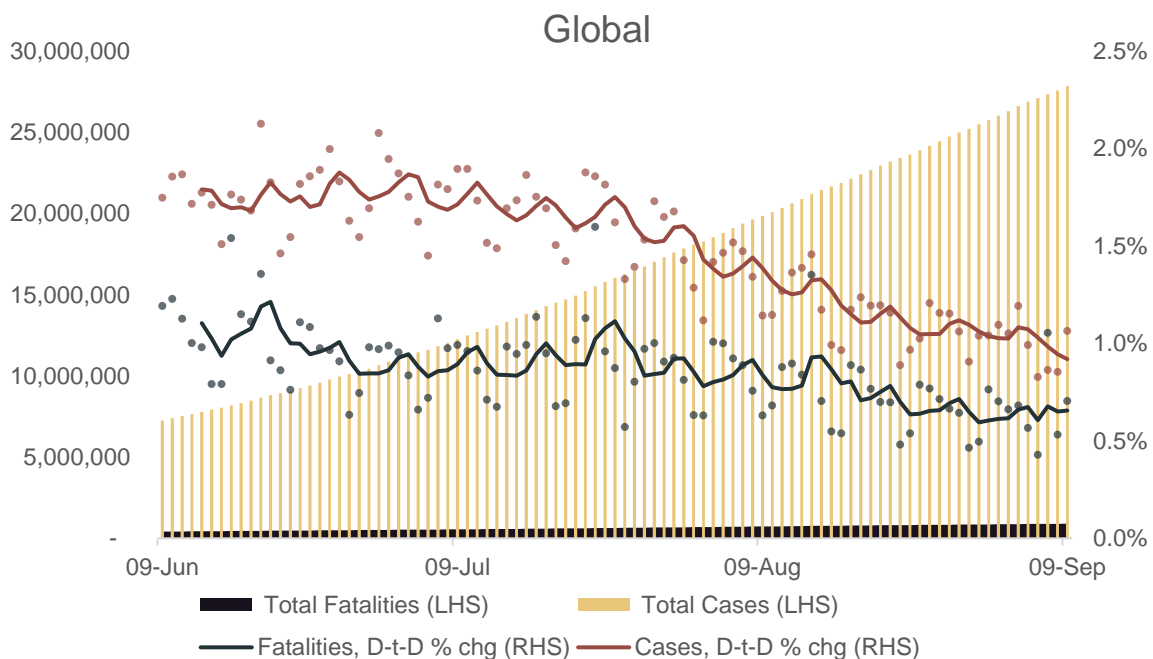
# MNI POLITICAL RISK ANALYSIS – Global COVID-19 Tracker – September 10

by Tom Lake

## COVID-19 Trends and Developments

- Brazil's average daily increase in cases across the past week has fallen to its lowest level since June 18 as of September 10, with an average of 28,575 new cases recorded per day across the last seven days. It should be noted that, while falling, Brazil's new case load remains among the 10 highest worldwide. The average daily number of fatalities across the past week has also hit a multi-month low, with the average 680 fatalities from COVID-19 per day in Brazil on the week ending September 10 the lowest recorded since May 13.
- Across the past seven days, France has recorded an average of 7,462 new COVID-19 cases per day. This is the highest seven-day average since April 18. This spike means France recorded one of the 10 highest number of new cases globally on September 9. At present, the spike has not been met with a subsequent significant increase in fatalities, which have averaged 16 per day from coronavirus over the last week.
- Switzerland recorded its highest number of new COVID-19 cases since April 11 on September 9, with 469 added to the tally, bringing the country's total to 45,306. The overall number of cases recorded in Switzerland since the start on the pandemic stands level with that of the United Kingdom on a per capita basis, with both recording 0.52 cases per 100 head of the population.

**Chart 1. COVID-19 Cases and Fatalities, Nominal and % Chg Day-to-Day (5dma)**



Source: JHU, MNI. As of 0600BST September 10. N.b. Each dot represents a single day's figures, data for past three months

**Table 1. COVID-19 Data Table**

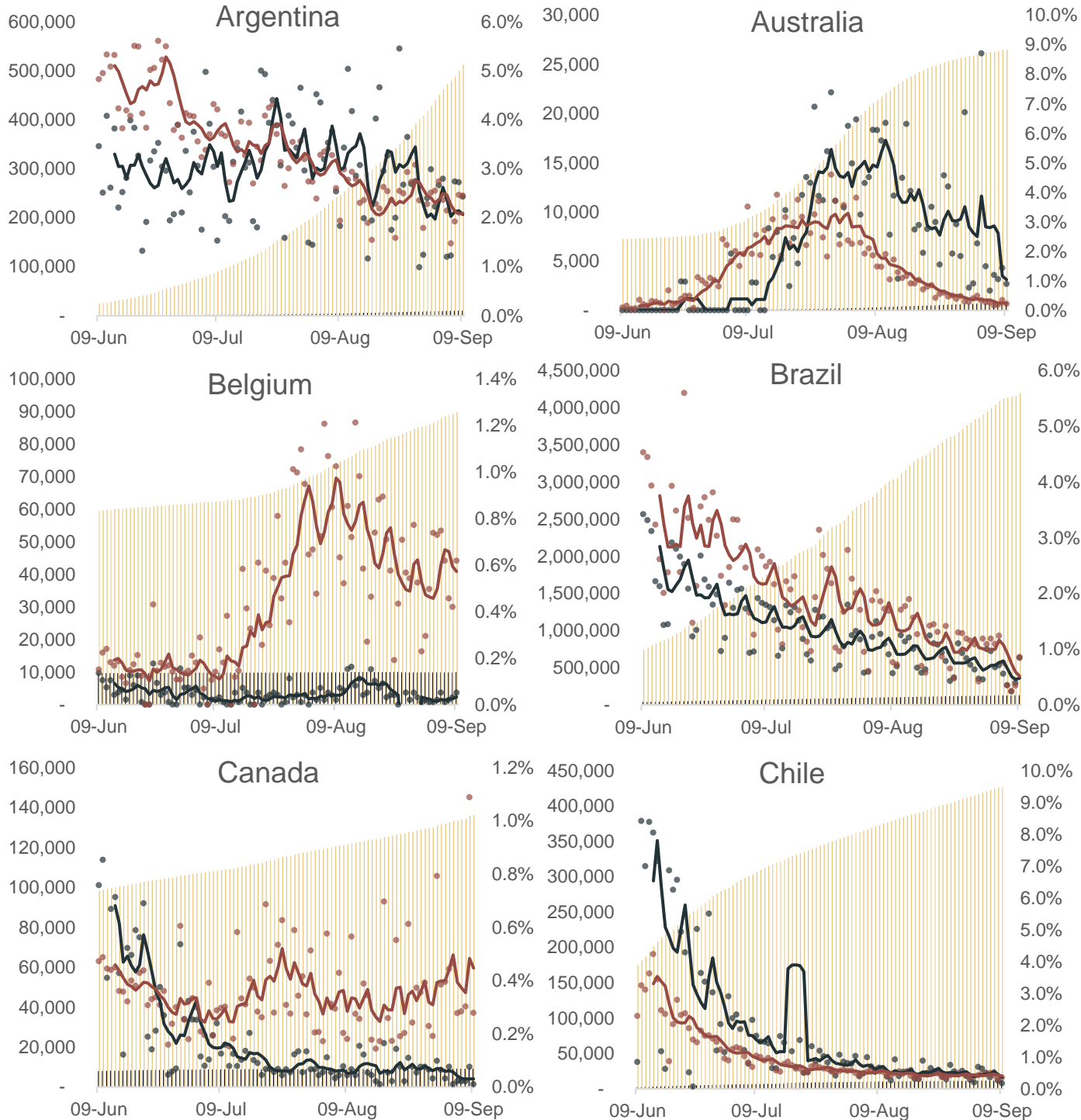
Country	Confirmed Cases	New Cases in Past 24 Hrs	Recovered	Deceased	Fatalities in Past 24 Hrs	Mortality Rate (per 100 recorded cases)	Rate of Increase in Cases (7-day average)
<b>Global</b>	27,863,733	292,991	18,791,196	903,686	6,303	3.2	0.98%
<b>Argentina</b>	512,293	12,259	382,490	10,658	253	2.1	2.23%
<b>Australia</b>	26,524	59	22,861	788	7	3.0	0.26%
<b>Belgium</b>	89,691	550	N/A	9,917	5	11.1	0.62%
<b>Brazil</b>	4,197,889	35,816	3,611,632	128,539	1,075	3.1	0.70%
<b>Canada</b>	136,135	378	119,789	9,204	1	6.8	0.45%
<b>Chile</b>	427,027	1,486	399,555	11,702	20	2.7	0.42%
<b>China</b>	90,100	13	84,957	4,733	0	5.3	0.02%
<b>Colombia</b>	686,851	15,318	552,885	22,053	442	3.2	1.17%
<b>France</b>	383,292	9,574	89,242	30,805	35	8.0	2.13%
<b>Germany</b>	256,433	1,476	229,812	9,342	6	3.6	0.51%
<b>Hong Kong</b>	4,901	6	N/A	99	0	2.0	0.21%
<b>India</b>	4,465,863	95,735	3,471,783	75,062	1,172	1.7	2.13%
<b>Iran</b>	393,425	2,313	339,111	22,669	127	5.8	0.54%
<b>Italy</b>	281,583	1,430	211,272	35,577	14	12.6	0.52%
<b>Japan</b>	73,264	540	63,734	1,412	14	1.9	0.73%
<b>Mexico</b>	647,321	4,461	538,514	69,049	565	10.7	0.83%
<b>Peru</b>	696,190	4,615	536,959	30,123	147	4.3	0.83%
<b>Russia</b>	1,037,526	5,172	859,961	18,080	141	1.7	0.50%
<b>Saudi Arabia</b>	323,012	775	298,966	4,165	28	1.3	0.25%
<b>Singapore</b>	57,166	75	56,492	27	0	0.05	0.08%
<b>South Africa</b>	642,431	1,990	569,935	15,168	82	2.4	0.27%
<b>South Korea</b>	21,743	155	17,360	346	2	1.6	0.74%
<b>Spain</b>	543,379	8,866	N/A	29,628	34	5.5	1.81%
<b>Sweden</b>	85,880	173	N/A	5,842	4	6.8	0.23%
<b>UK</b>	355,219	2,659	N/A	41,594	8	11.7	0.68%
<b>US</b>	6,361,265	34,256	2,387,479	190,859	1,206	3.0	0.57%

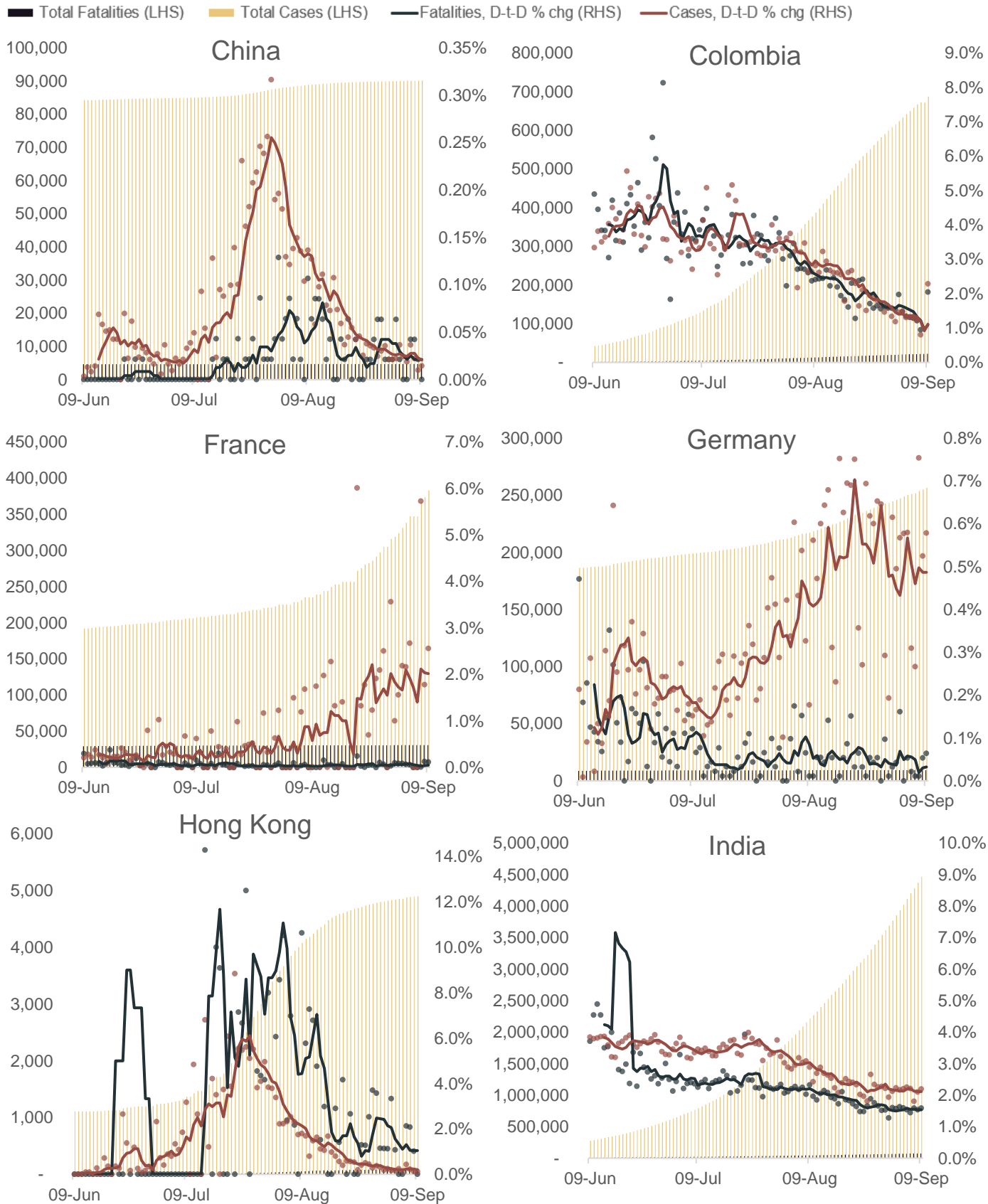
Source: JHU, MNI. N.b Data correct as of 1030BST September 10. Recovery numbers for Belgium, Hong Kong, Spain, Sweden and the UK not available.

**Chart Pack: COVID-19 Cases and Fatalities, Nominal and % Chg Day-to-Day (5dma)**

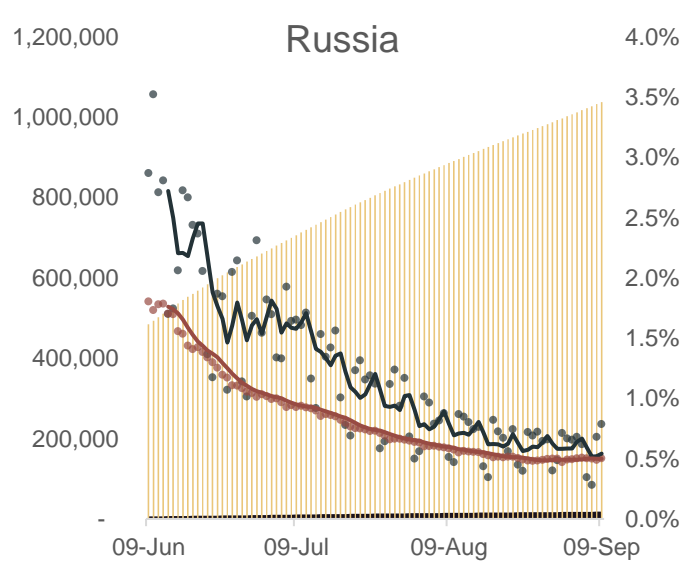
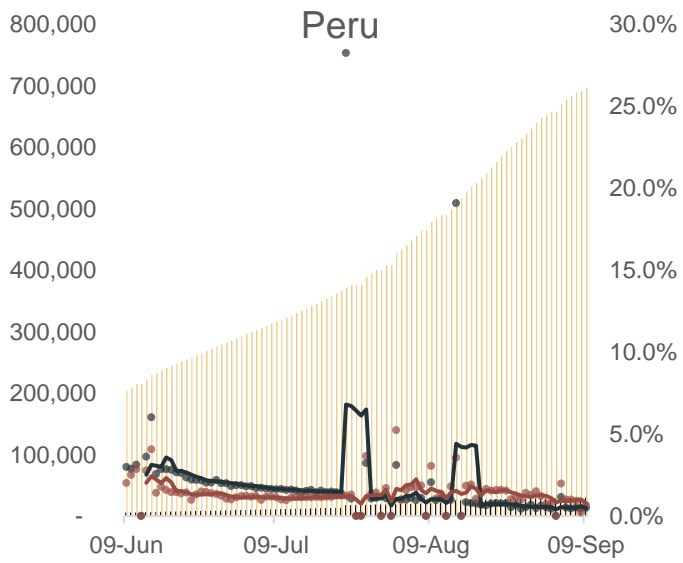
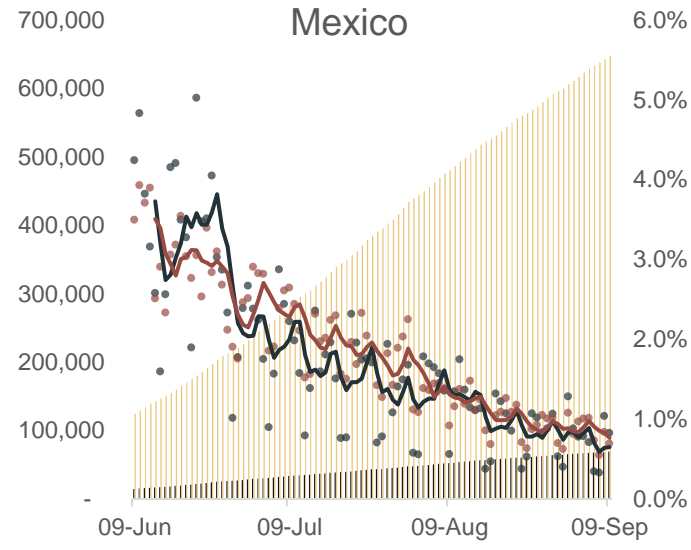
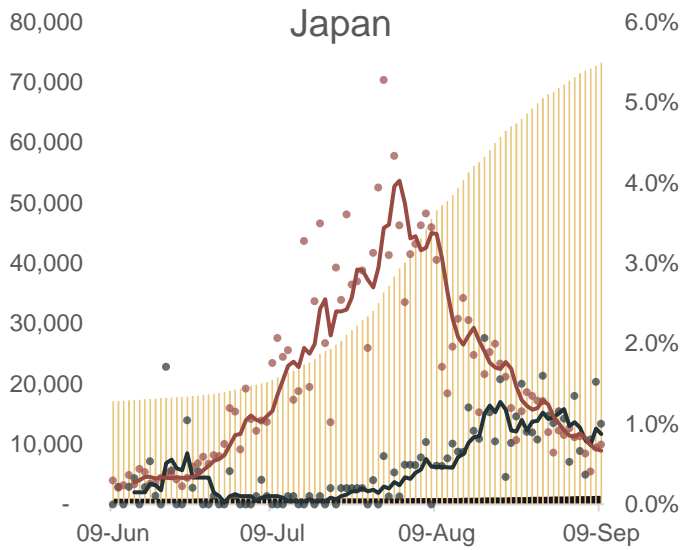
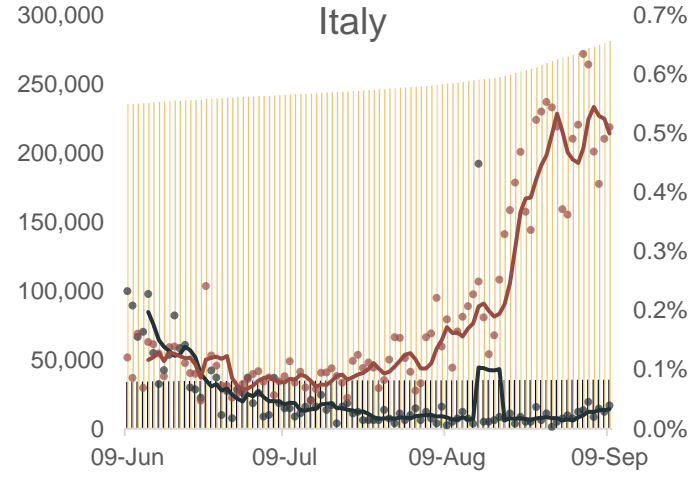
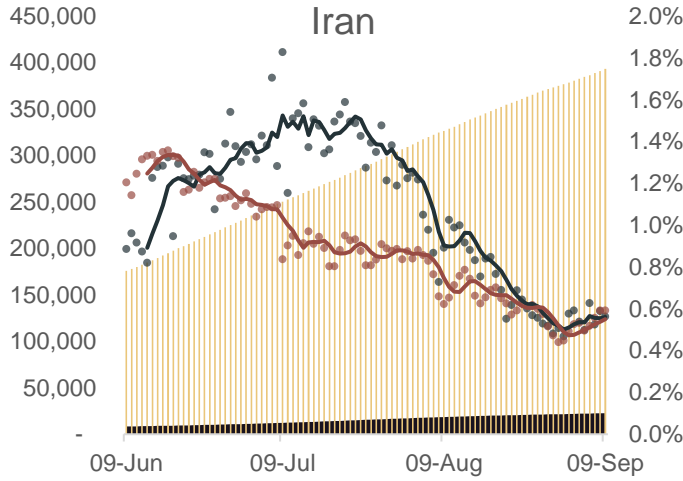
The chart pack below records the number of COVID-19 cases and fatalities resulting from COVID-19 recorded in select countries over the past three months in each respective country. The charts also display the rate of increase in recorded cases and fatalities in each country. **Legend below can be used for all national charts.**

■ Total Fatalities (LHS) ■ Total Cases (LHS) — Fatalities, D-t-D % chg (RHS) — Cases, D-t-D % chg (RHS)

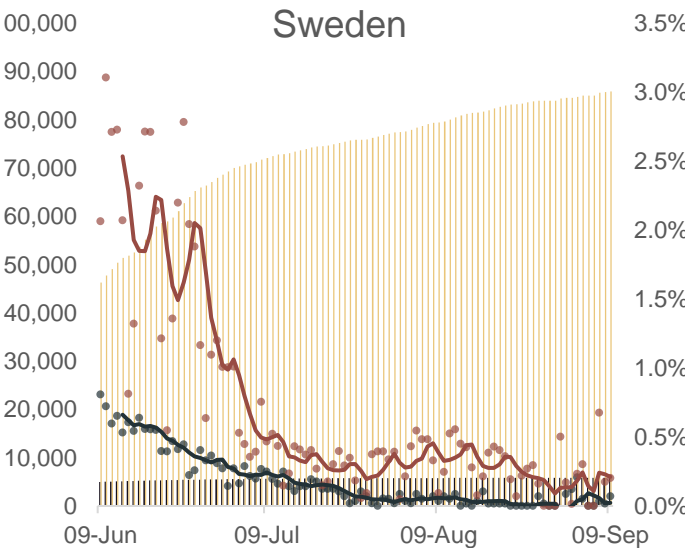
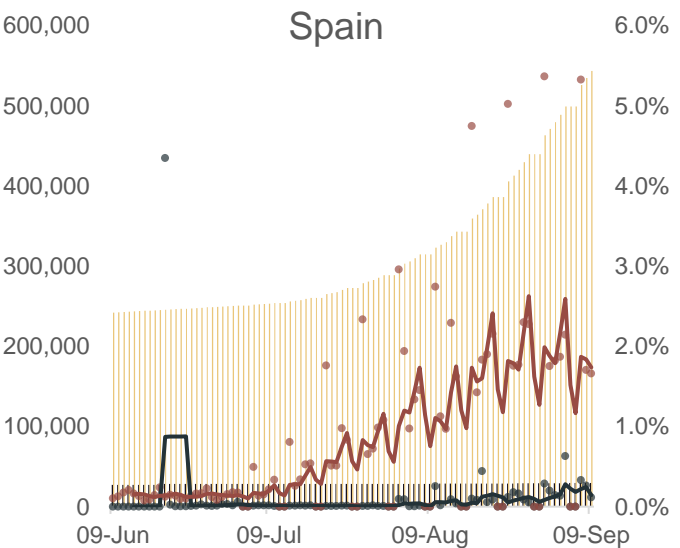
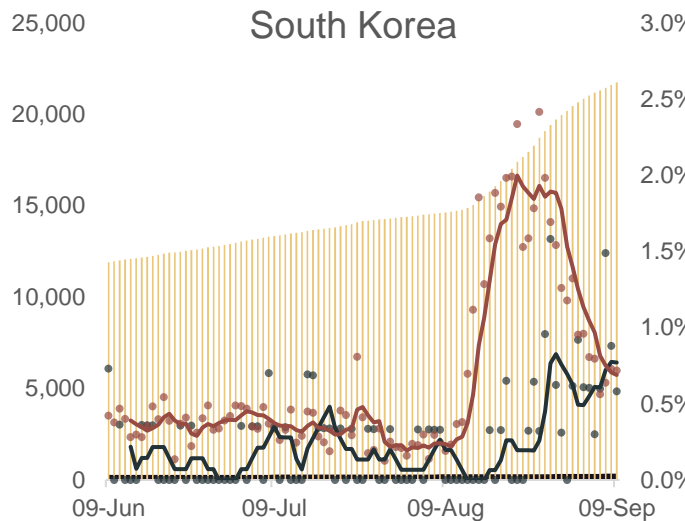
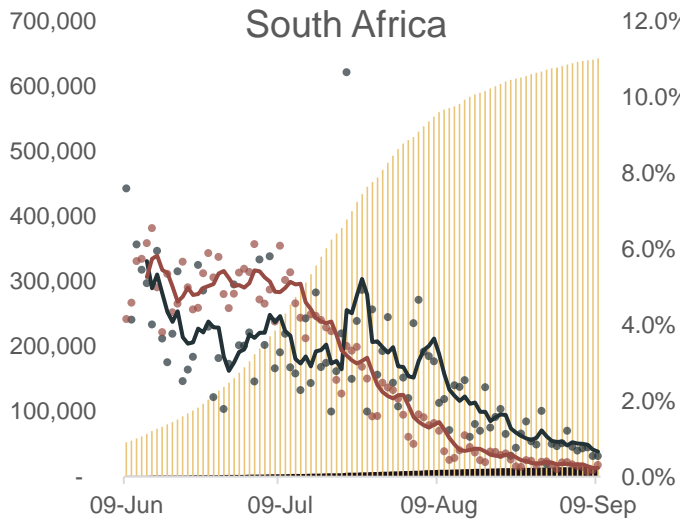
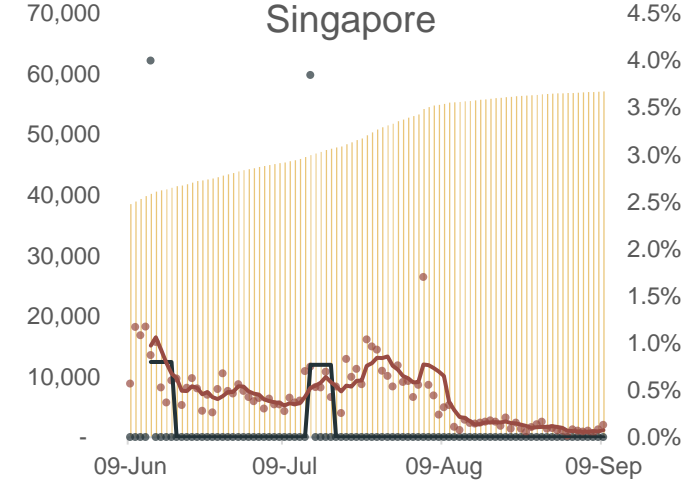
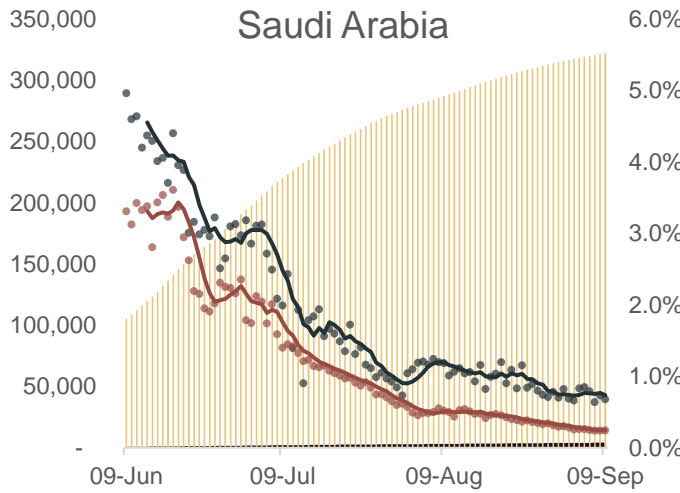


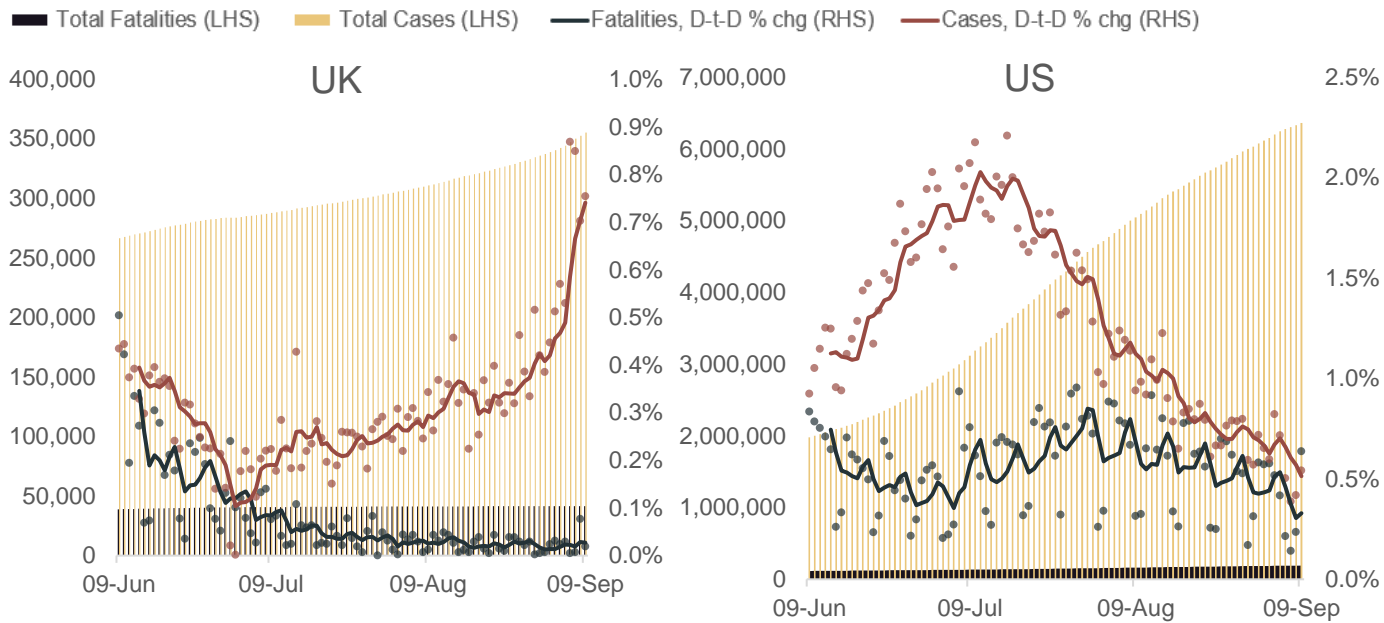


■ Total Fatalities (LHS) ■ Total Cases (LHS) — Fatalities, D-t-D % chg (RHS) — Cases, D-t-D % chg (RHS)



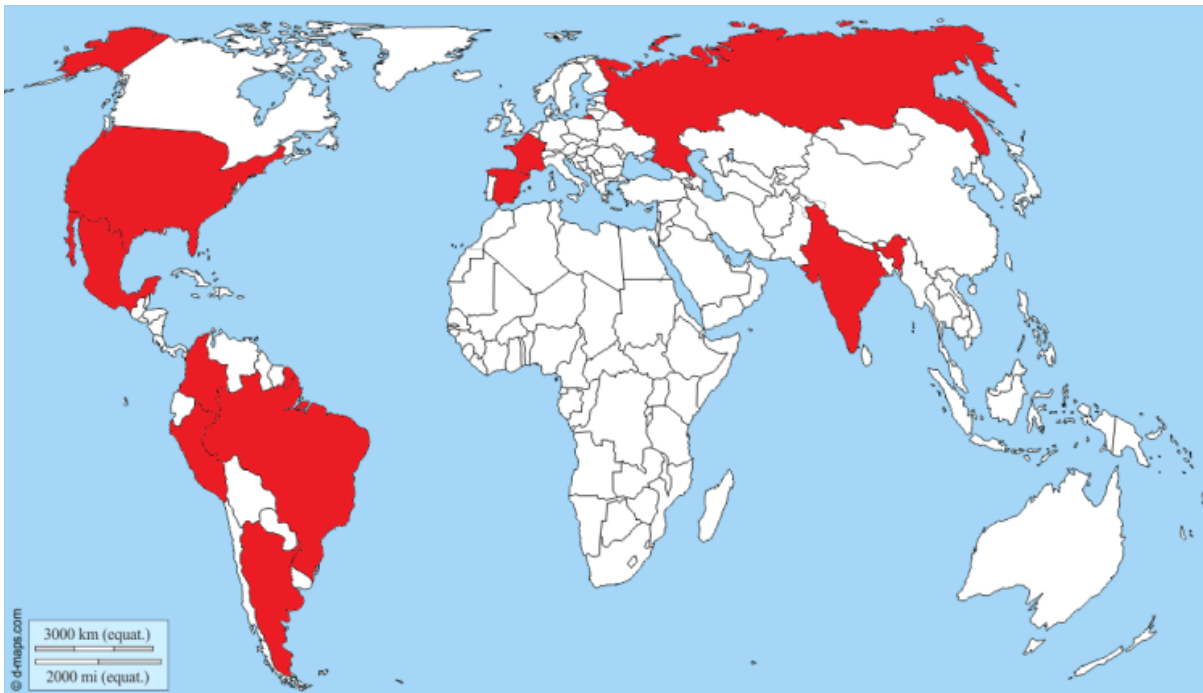
■ Total Fatalities (LHS) ■ Total Cases (LHS) — Fatalities, D-t-D % chg (RHS) — Cases, D-t-D % chg (RHS)





Source: JHU, MNI. N.b Global legend applies to all charts. All data correct as of 0600BST September 10, and represents full-day data submissions, rather than intra-day figures. Each dot indicates the data from a single day.

**Chart 2. Countries with 10 Highest Number Of New Cases In Past 24 Hours**



Source: JHU, MNI. N.b. Data from Sep 9. Countries in descending order of new cases: India, Brazil, US, Colombia, Argentina, France, Spain, Russia, Peru, Mexico.

**Chart 3. Countries with 10 Highest Number of New Cases Per Capita in Past 24 Hours**



Source: JHU, MNI. N.b. Data from Sep 9. Countries in descending order of new cases per capita: Israel, Bahrain, Montenegro, Bahamas, Colombia, Argentina, Costa Rica, Kuwait, Spain, Maldives. Countries with population below 100k excluded.

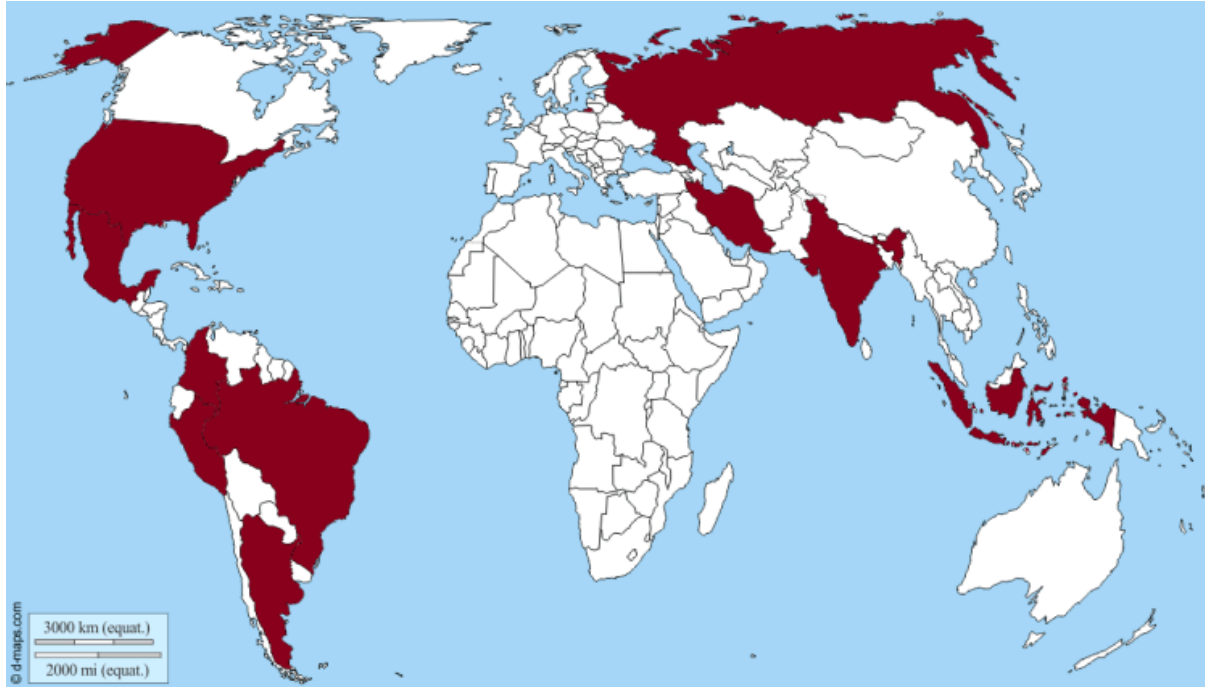
**Chart 4. Countries with 10 Highest Number of Total Recorded Cases Per 100 Head of State's Population**



Source: JHU, MNI. N.b. Data for Sep 8. Countries in descending order of new cases per capita: Qatar, Bahrain, Panama, Chile, Kuwait, Peru, Brazil, US, Oman, Maldives. Countries with population below 100k excluded.



**Chart 5. Countries with 10 Highest Number Of Fatalities In Past 24 Hours**



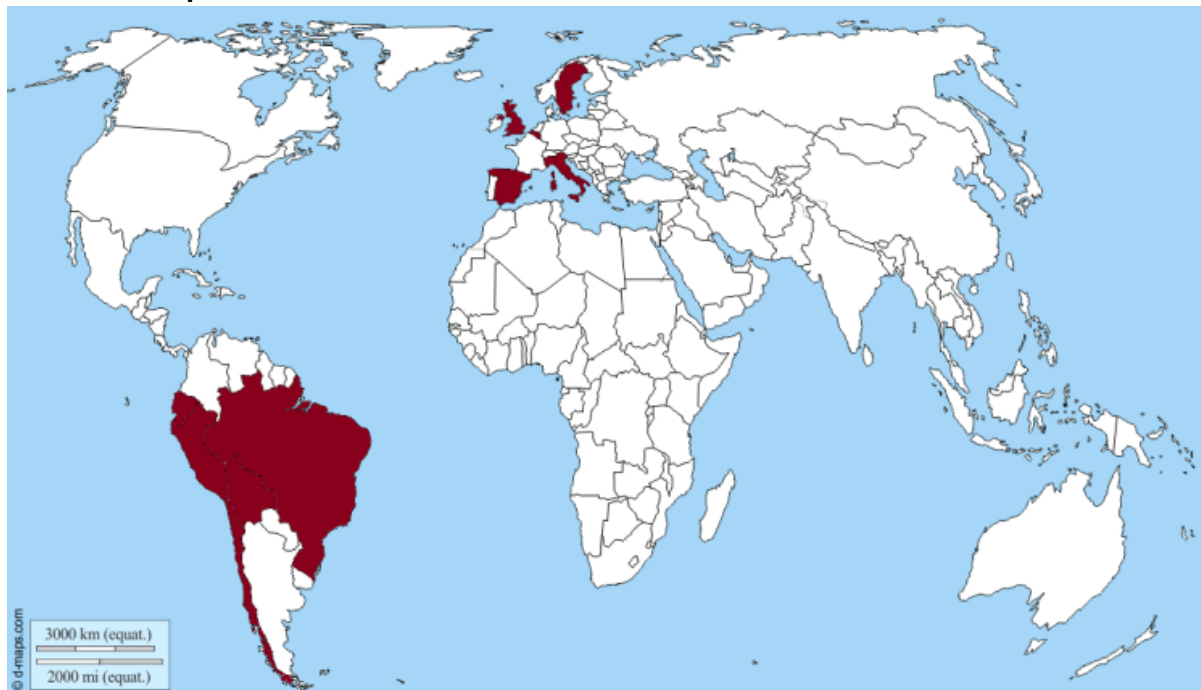
Source: JHU, MNI. N.b. Data from Sep 9. Countries in descending order of fatalities in past 24 hours: US, India, Brazil, Mexico, Colombia, Argentina, Peru, Russia, Iran, Indonesia.

**Chart 6. Countries with 10 Highest Number of Fatalities Per Capita in Past 24 Hours**



Source: JHU, MNI. N.b. Data from Sep 9. Countries in descending order of fatalities per capita: Bahamas, Colombia, Argentina, Brazil, Belize, Peru, Mexico, Bolivia, Ecuador, Maldives. Countries with population below 100k excluded.

**Chart 7. Countries with 10 Highest Number of Total Recorded Fatalities Per 100 Head of State's Population**



Source: JHU, MNI. N.b. Data from September 9. Countries in descending order of fatalities per capita: Peru, Belgium, Spain, UK, Bolivia, Chile, Ecuador, Brazil, Italy, Sweden. Countries with population below 100k excluded.

