

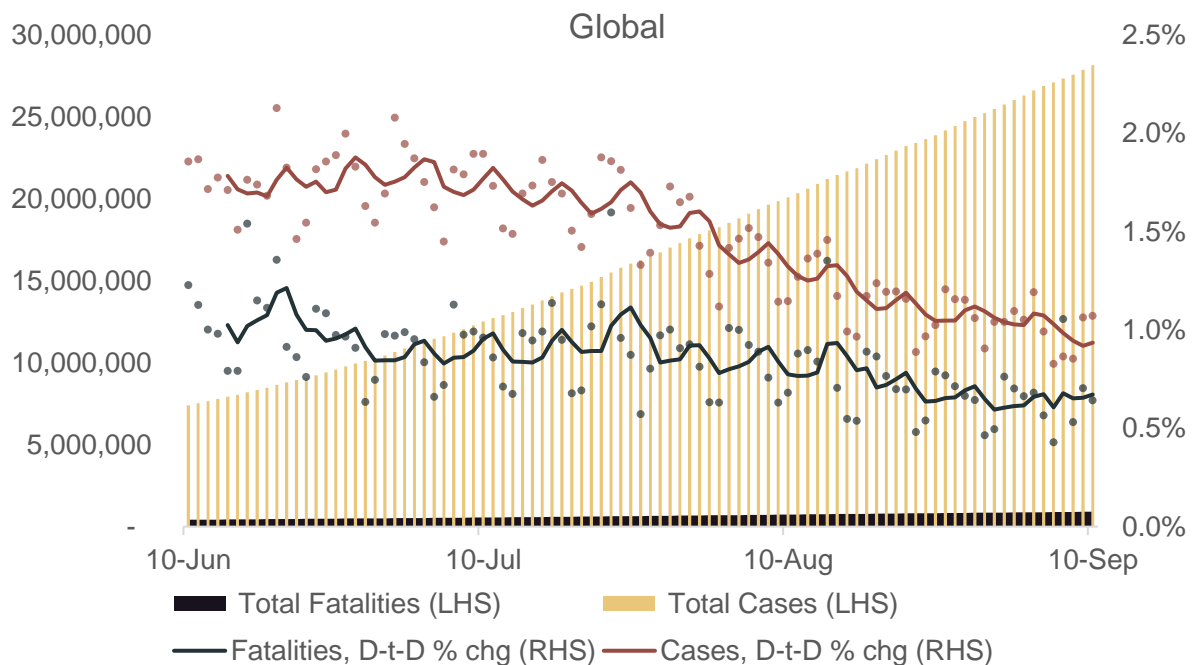
MNI POLITICAL RISK ANALYSIS – Global COVID-19 Tracker – September 11

by Tom Lake

COVID-19 Trends and Developments

- The COVID-19 outbreak in India shows no sign of abating, with the country having registered a record-high number of new COVID-19 cases on September 10, with 96,551 added to the country's total. This was more new cases than the next three countries with the highest new case number on September 10 (Brazil, the US, and Argentina) combined. On the same day, India also recorded its highest number of COVID-19 fatalities in a 24 hour period, with 1,209 registered on the day.
- Saudi Arabia recorded its lowest 24 hour new cases total since April 16 on September 10, with 708 coronavirus cases added to the total. The slowdown in case growth in the Middle Eastern nation is an ongoing trend, with the average daily increase in cases across the past week at its lowest on September 10 since April 19.
- The number of confirmed cases in Israel climbed by 4,429 on September 10, the highest daily increase on record. This increase meant Israel recorded the highest number of new cases per capita of any country worldwide on September 10, with 50 new cases recorded per 100,000 of population on that day alone.

Chart 1. COVID-19 Cases and Fatalities, Nominal and % Chg Day-to-Day (5dma)



Source: JHU, MNI. As of 0600BST September 11. N.b. Each dot represents a single day's figures, data for past three months

Table 1. COVID-19 Data Table

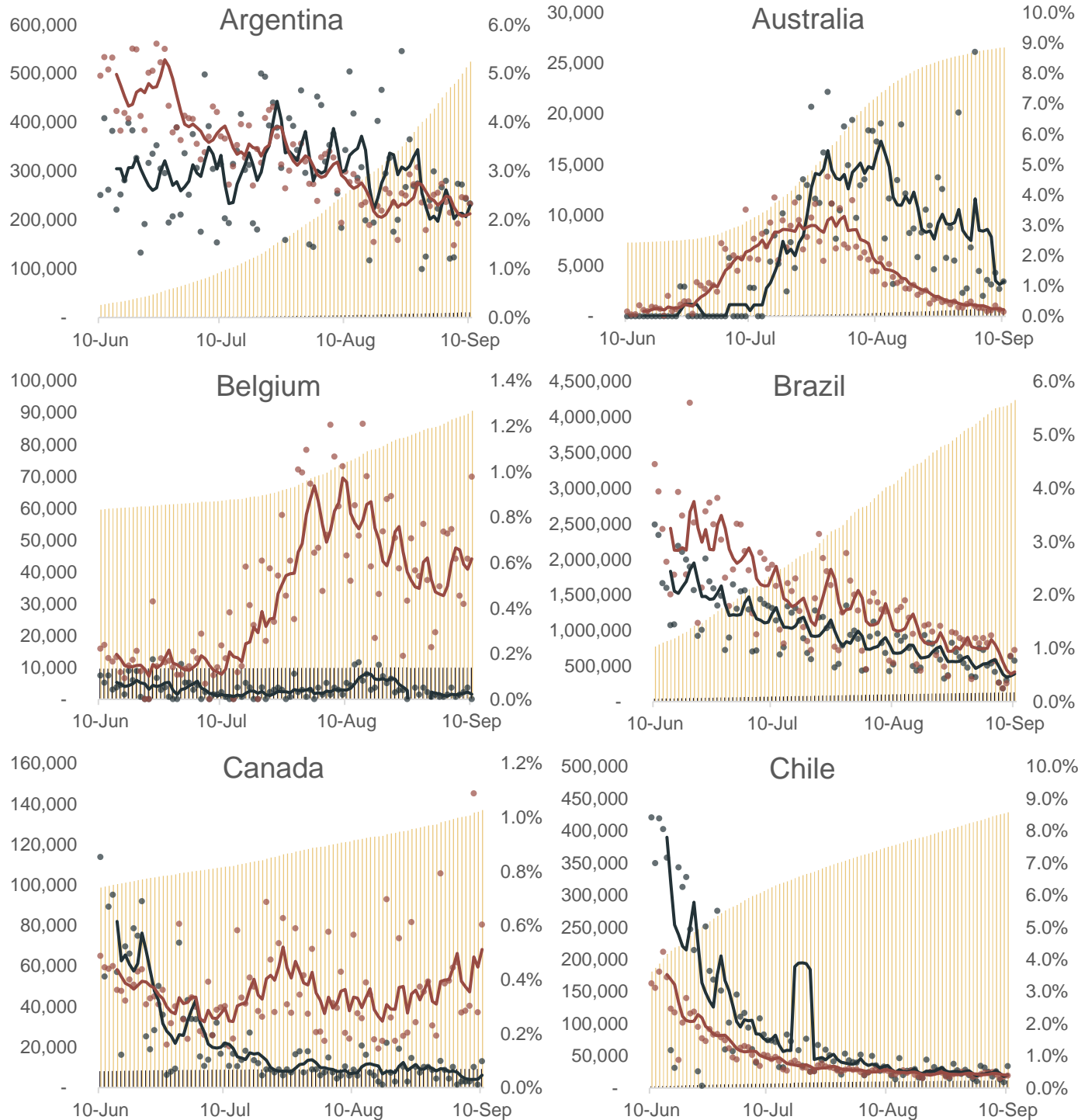
Country	Confirmed Cases	New Cases in Past 24 Hrs	Recovered	Deceased	Fatalities in Past 24 Hrs	Mortality Rate (per 100 recorded cases)	Rate of Increase in Cases (7-day average)
Global	28,161,885	298,152	19,004,937	909,479	5,793	3.2	0.98%
Argentina	524,198	11,905	390,098	10,907	249	2.1	2.17%
Australia	26,564	40	23,215	797	9	3.0	0.23%
Belgium	90,568	877	N/A	9,917	0	10.9	0.65%
Brazil	4,238,446	40,557	3,657,701	129,522	983	3.1	0.68%
Canada	136,956	821	120,848	9,213	9	6.7	0.47%
Chile	428,669	1,642	401,356	11,781	79	2.7	0.41%
China	90,127	27	85,005	4,733	0	5.3	0.02%
Colombia	694,664	7,813	569,479	22,275	222	3.2	1.14%
France	392,243	8,951	89,468	30,819	14	7.9	2.16%
Germany	258,149	1,716	231,172	9,345	3	3.6	0.53%
Hong Kong	4,913	12	N/A	99	0	2.0	0.22%
India	4,562,414	96,551	3,542,663	76,271	1,209	1.7	2.13%
Iran	395,488	2,063	340,842	22,798	129	5.8	0.54%
Italy	283,180	1,597	211,885	35,587	10	12.6	0.53%
Japan	73,916	652	64,489	1,416	4	1.9	0.72%
Mexico	652,364	5,043	541,804	69,649	600	10.7	0.80%
Peru	702,776	6,586	536,959	30,236	113	4.3	0.97%
Russia	1,042,836	5,310	865,646	18,207	127	1.7	0.50%
Saudi Arabia	323,720	708	299,998	4,189	24	1.3	0.24%
Singapore	57,229	63	56,558	27	0	0.05	0.08%
South Africa	644,438	2,007	573,003	15,265	97	2.4	0.26%
South Korea	21,919	176	17,616	350	4	1.6	0.72%
Spain	554,143	10,764	N/A	29,699	71	5.4	1.83%
Sweden	86,194	314	N/A	5,843	1	6.8	0.25%
UK	358,138	2,919	N/A	41,608	14	11.6	0.73%
US	6,396,551	35,286	2,403,511	191,766	907	3.0	0.56%

Source: JHU, MNI. N.b Data correct as of 0945BST September 11. Recovery numbers for Belgium, Hong Kong, Spain, Sweden and the UK not available.

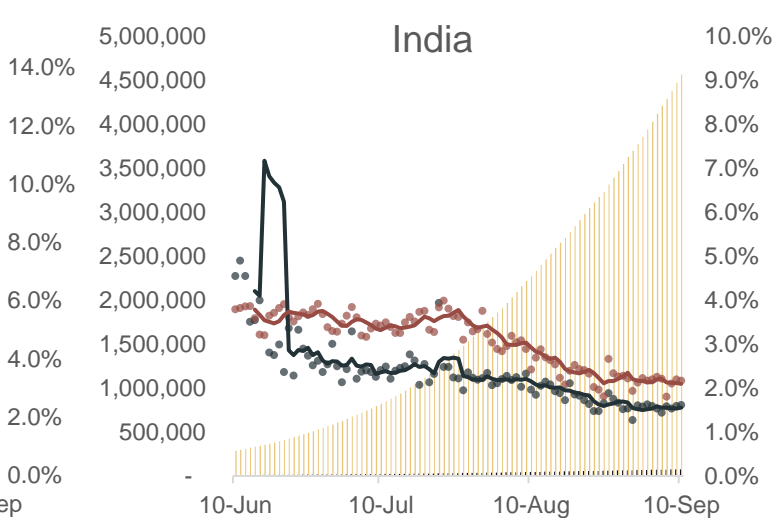
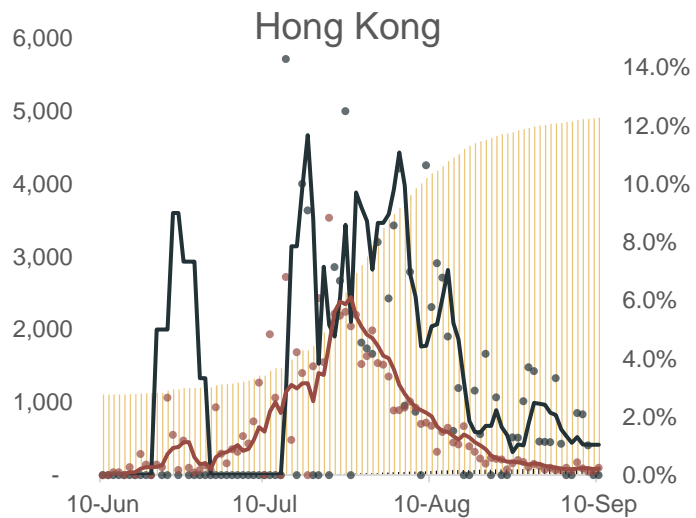
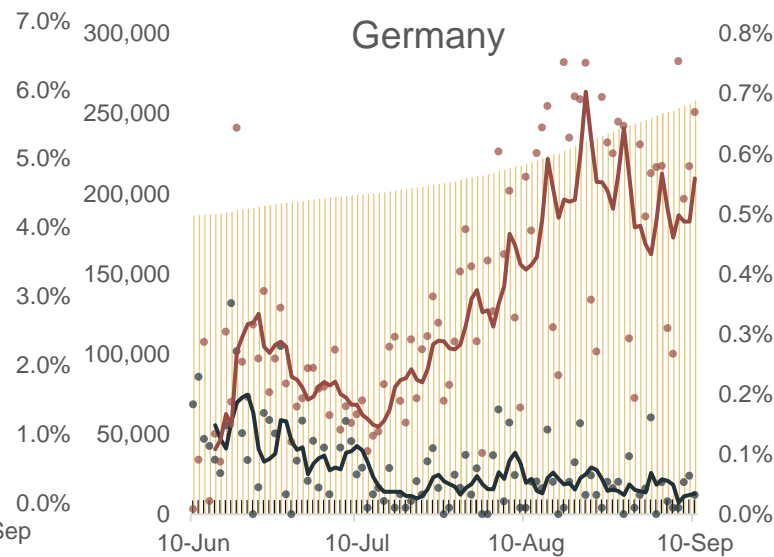
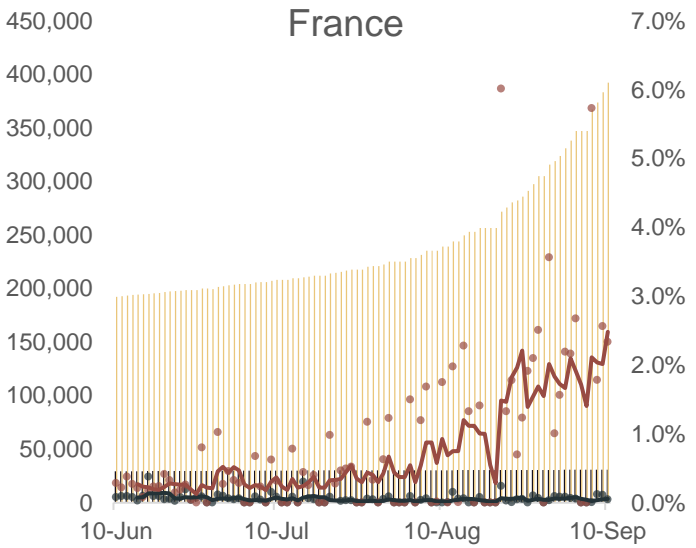
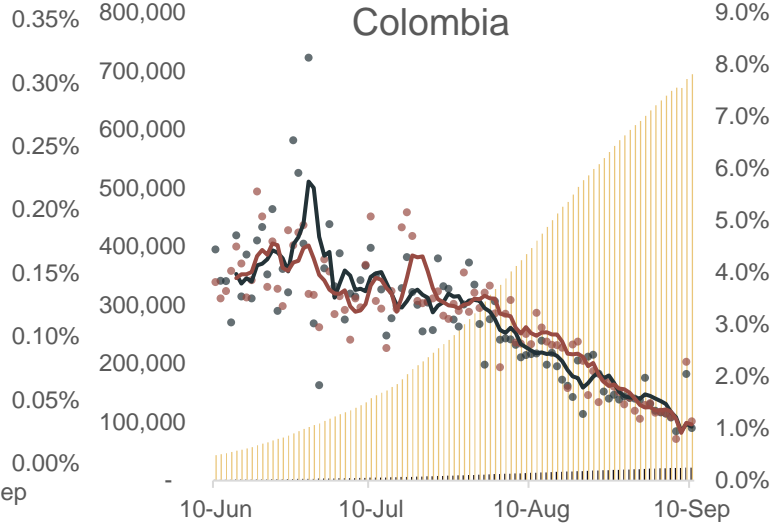
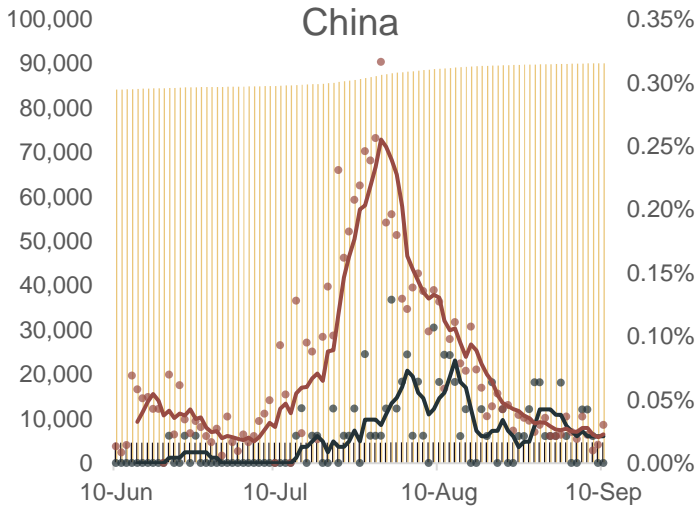
Chart Pack: COVID-19 Cases and Fatalities, Nominal and % Chg Day-to-Day (5dma)

The chart pack below records the number of COVID-19 cases and fatalities resulting from COVID-19 recorded in select countries over the past three months in each respective country. The charts also display the rate of increase in recorded cases and fatalities in each country. **Legend below can be used for all national charts.**

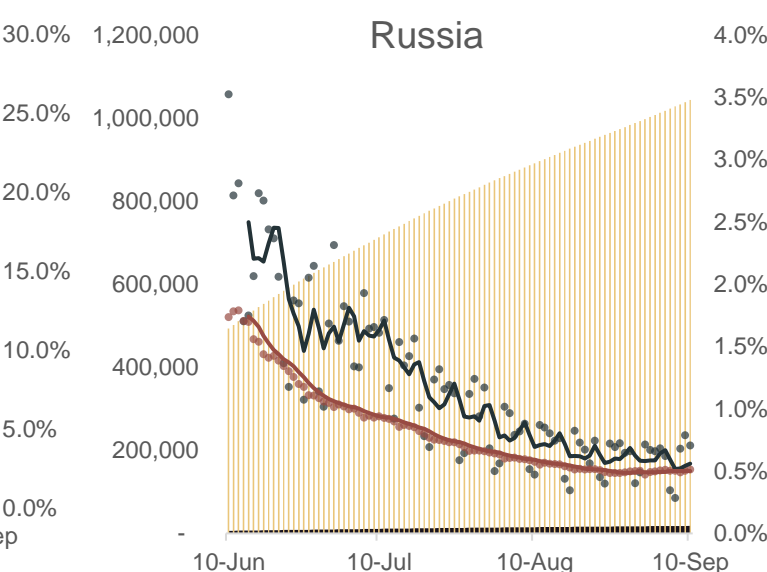
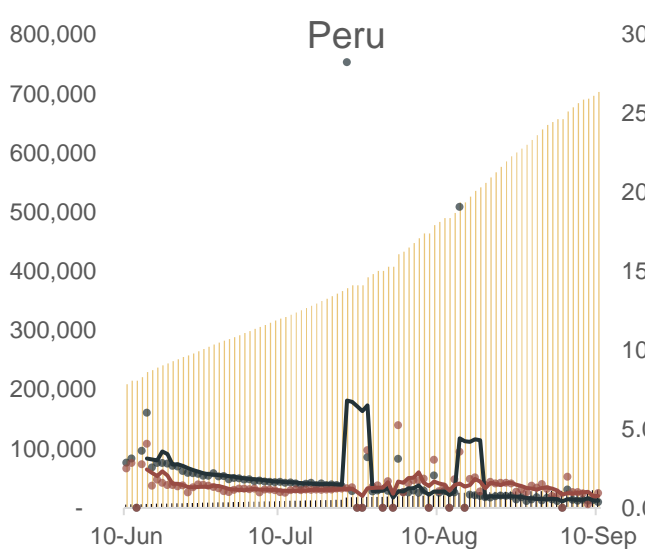
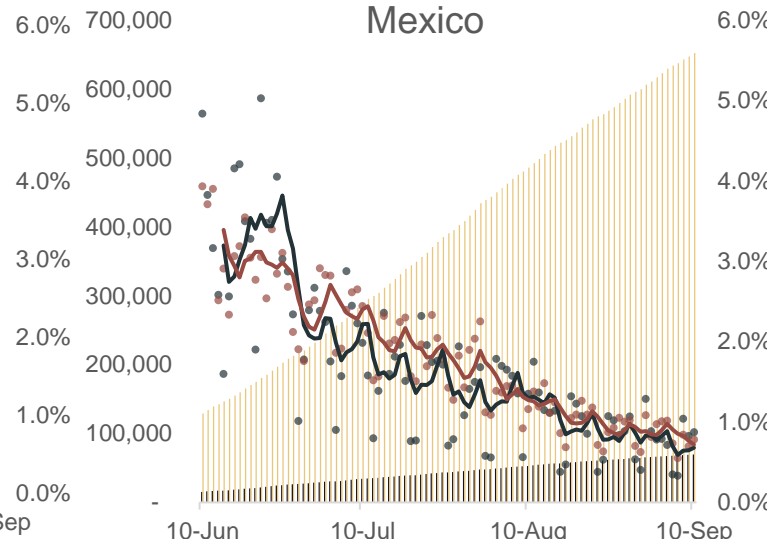
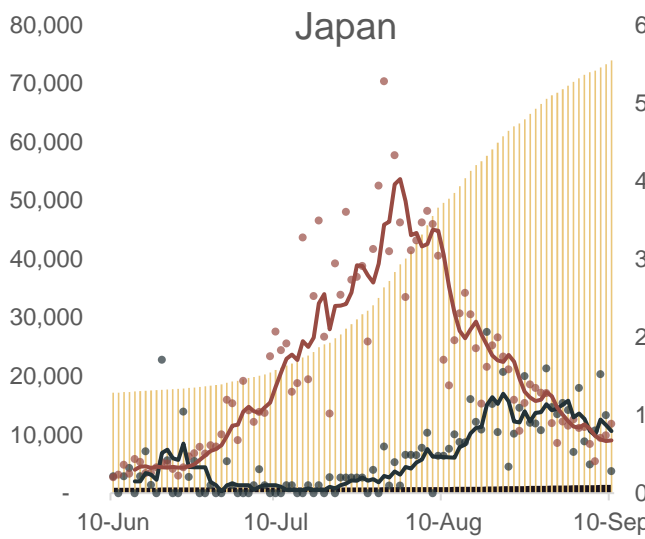
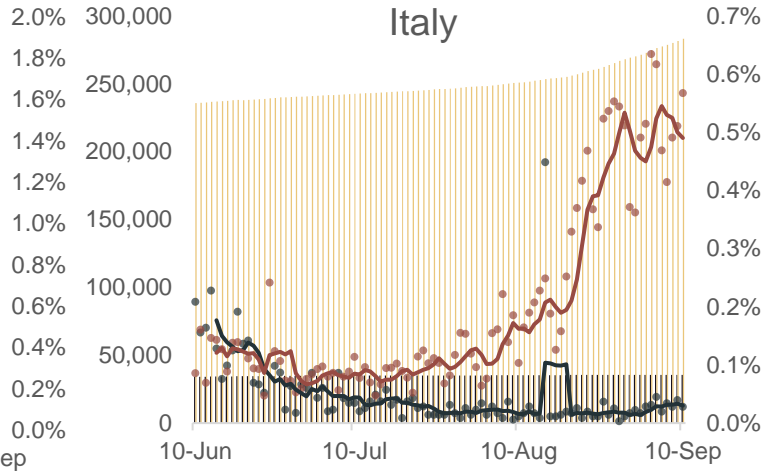
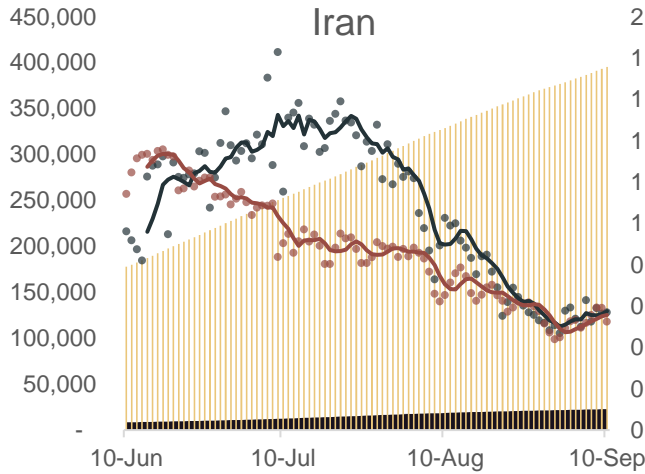
■ Total Fatalities (LHS) ■ Total Cases (LHS) — Fatalities, D-t-D % chg (RHS) — Cases, D-t-D % chg (RHS)



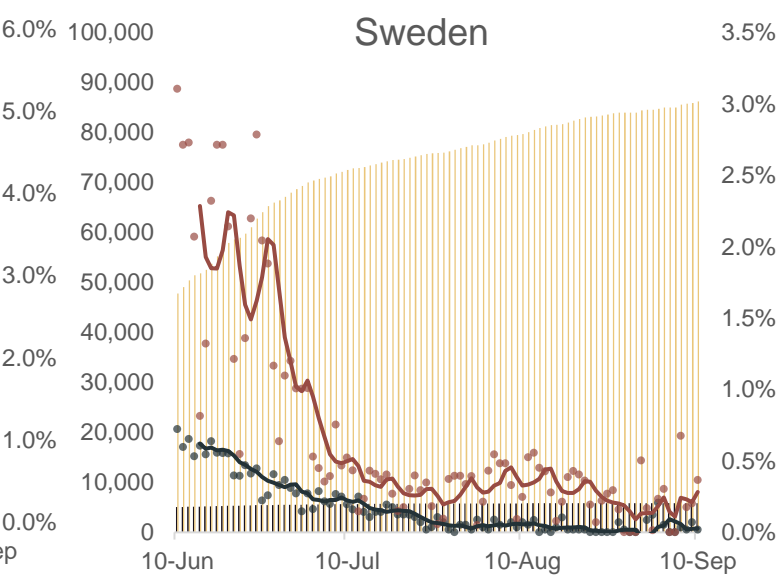
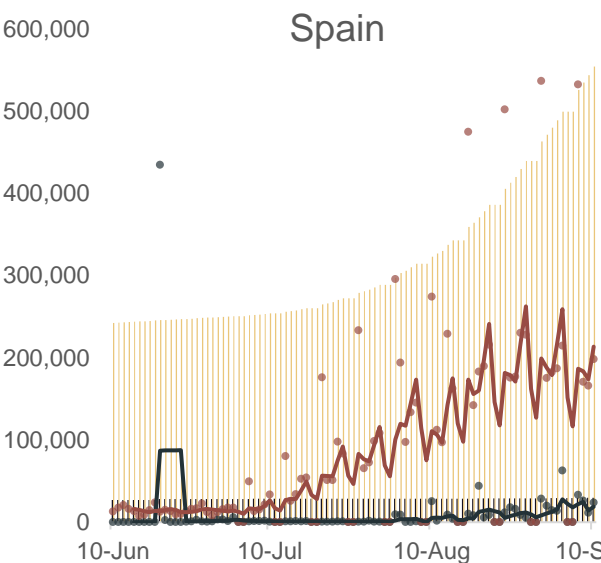
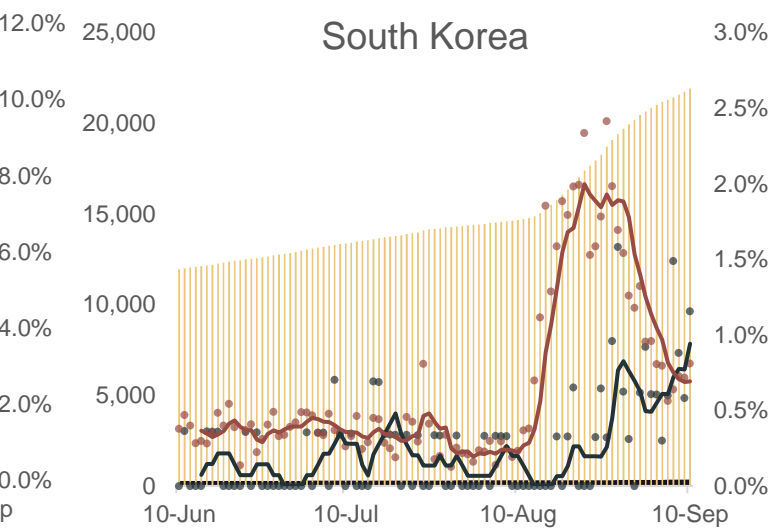
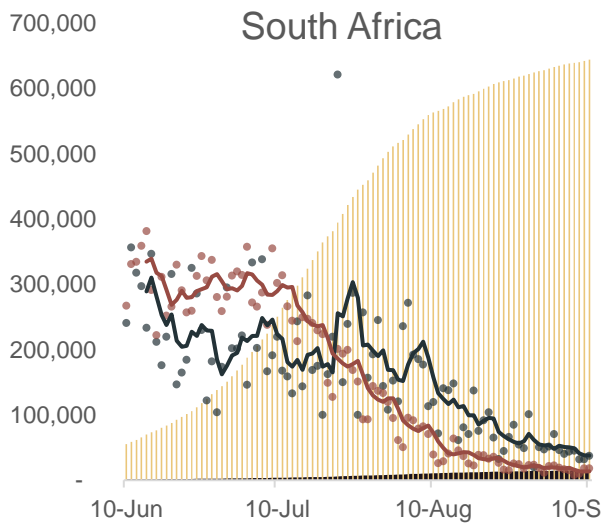
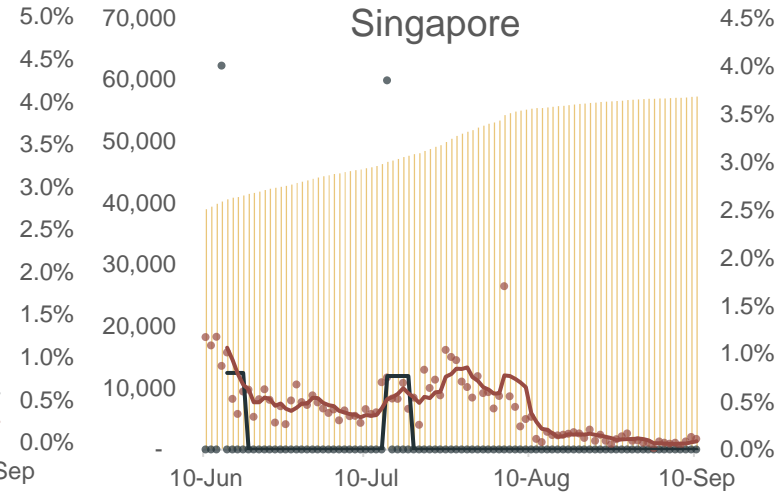
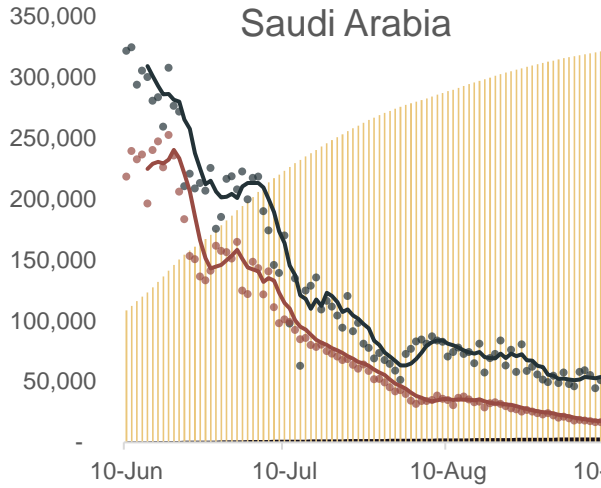
■ Total Fatalities (LHS)
 ■ Total Cases (LHS)
 — Fatalities, D-t-D % chg (RHS)
 — Cases, D-t-D % chg (RHS)

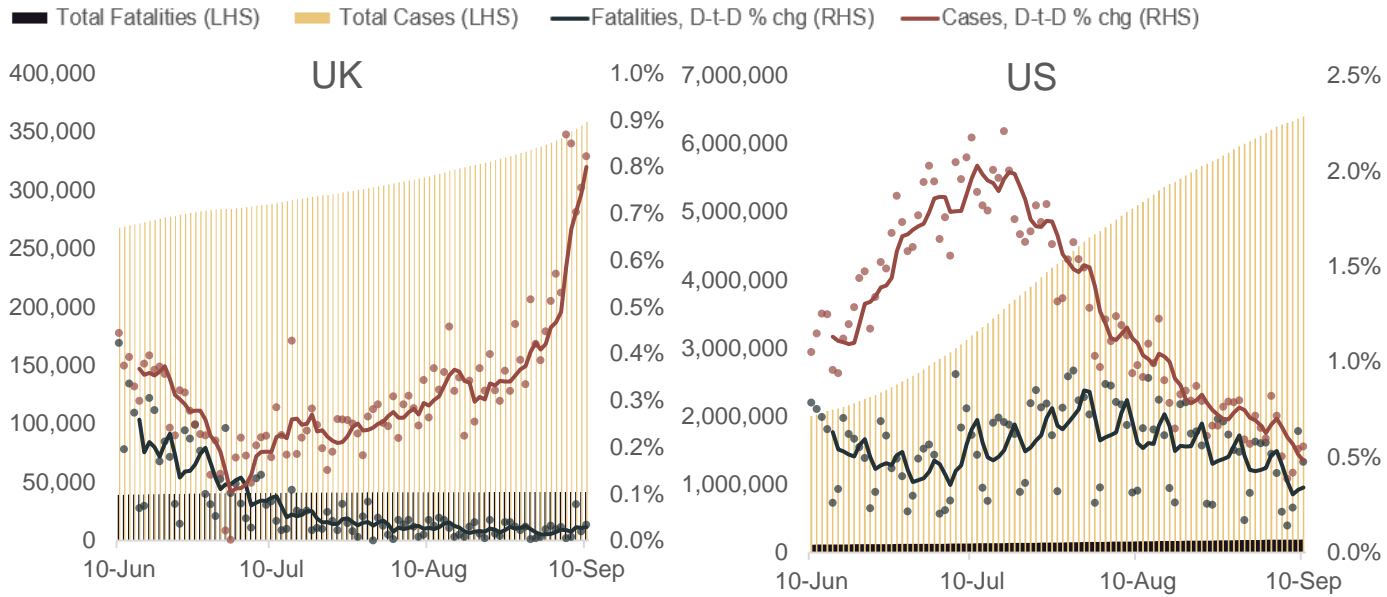


■ Total Fatalities (LHS)
 ■ Total Cases (LHS)
 — Fatalities, D-t-D % chg (RHS)
 — Cases, D-t-D % chg (RHS)



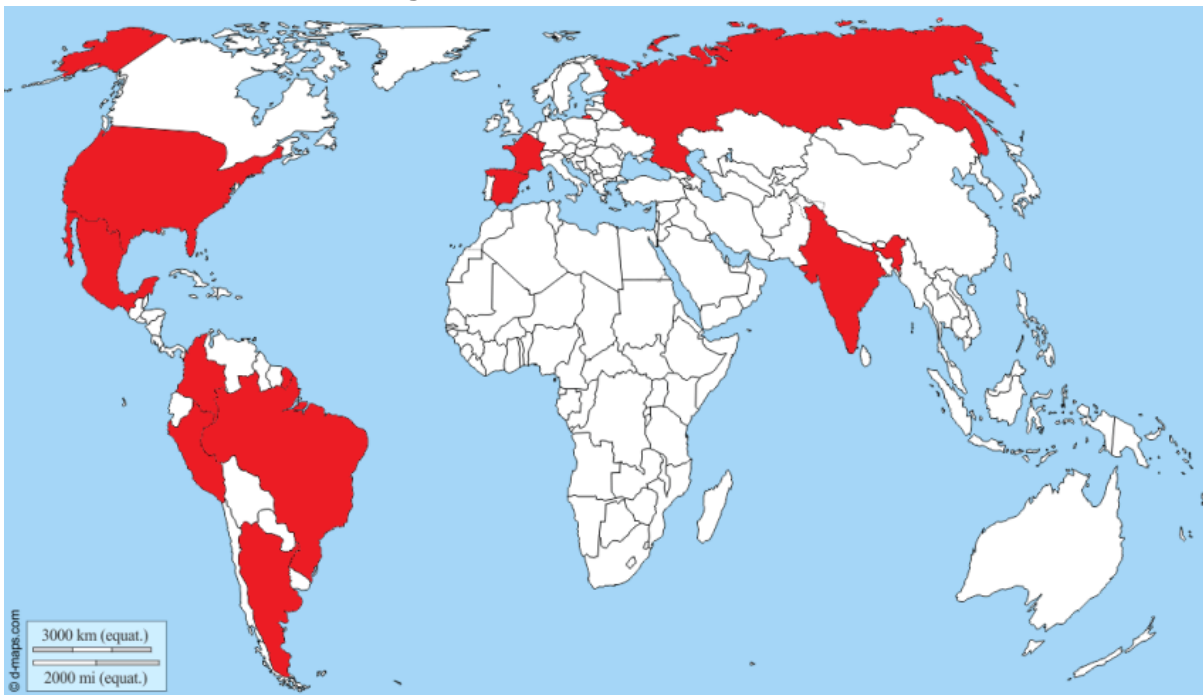
■ Total Fatalities (LHS)
 ■ Total Cases (LHS)
 — Fatalities, D-t-D % chg (RHS)
 — Cases, D-t-D % chg (RHS)





Source: JHU, MNI. N.b Global legend applies to all charts. All data correct as of 0600BST September 11, and represents full-day data submissions, rather than intra-day figures. Each dot indicates the data from a single day.

Chart 2. Countries with 10 Highest Number Of New Cases In Past 24 Hours



Source: JHU, MNI. N.b. Data from Sep 10. Countries in descending order of new cases: India, Brazil, US, Argentina, Spain, France, Colombia, Peru, Russia, Mexico.

Chart 3. Countries with 10 Highest Number of New Cases Per Capita in Past 24 Hours



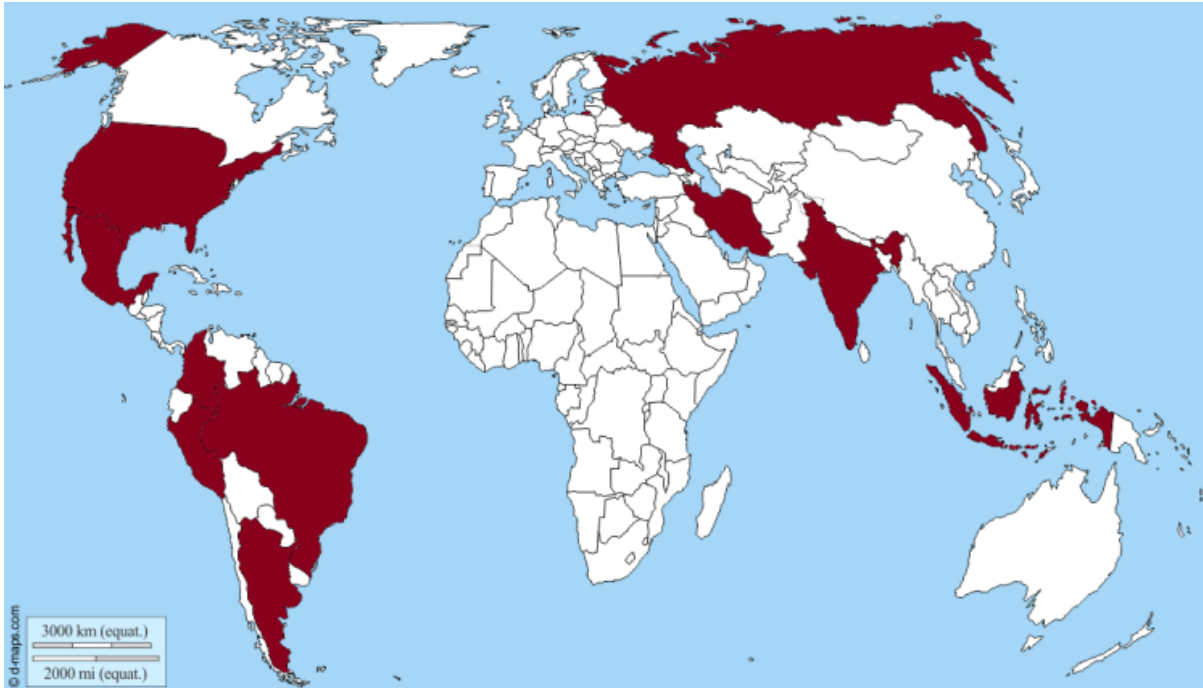
Source: JHU, MNI. N.b. Data from Sep 10. Countries in descending order of new cases per capita: Israel, Bahrain, Argentina, Costa Rica, Spain, Montenegro, Peru, Brazil, Kuwait, Panama. Countries with population below 100k excluded.

Chart 4. Countries with 10 Highest Number of Total Recorded Cases Per 100 Head of State's Population



Source: JHU, MNI. N.b. Data for Sep 10. Countries in descending order of new cases per capita: Qatar, Bahrain, Panama, Chile, Kuwait, Peru, Brazil, US, Oman, Israel. Countries with population below 100k excluded.

Chart 5. Countries with 10 Highest Number Of Fatalities In Past 24 Hours



Source: JHU, MNI. N.b. Data from Sep 10. Countries in descending order of fatalities in past 24 hours: India, Brazil, US, Mexico, Argentina, Colombia, Iran, Russia, Indonesia, Peru.

Chart 6. Countries with 10 Highest Number of Fatalities Per Capita in Past 24 Hours



Source: JHU, MNI. N.b. Data from Sep 10. Countries in descending order of fatalities per capita: Argentina, Costa Rica, Mexico, Brazil, Colombia, Chile, Bolivia, Peru, Trinidad and Tobago, US. Countries with population below 100k excluded.

Chart 7. Countries with 10 Highest Number of Total Recorded Fatalities Per 100 Head of State's Population



Source: JHU, MNI. N.b. Data from September 10. Countries in descending order of fatalities per capita: Peru, Belgium, Spain, Chile, Bolivia, UK, Brazil, Ecuador, Italy, US. Countries with population below 100k excluded.