

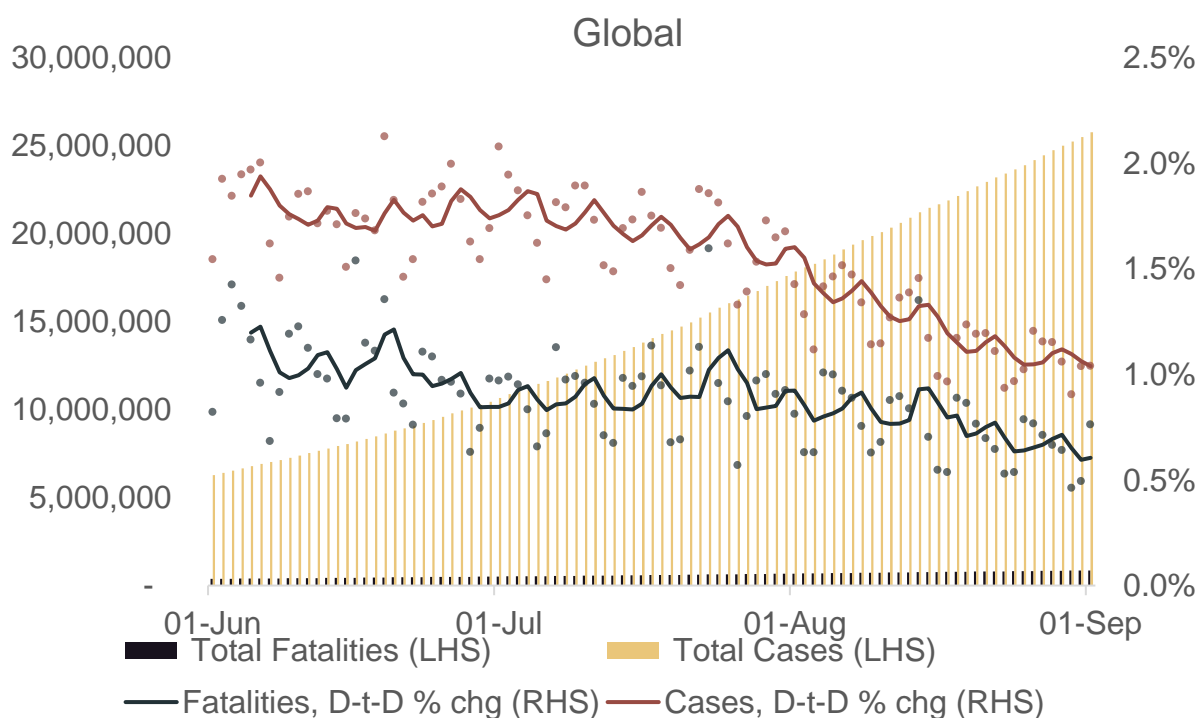
MNI POLITICAL RISK ANALYSIS – Global COVID-19 Tracker – September 2

by Tom Lake

COVID-19 Trends and Developments

- The seven-day average of recorded COVID-19 fatalities in India hit a high of 997 per day on September 1. The country has the third-highest case total globally, behind only the US and Brazil, with 3.95mn cases, while the number of fatalities in India from the virus is recorded at 66,333, which is also the third-highest total in the world.
- The rising seven-day average of fatalities in India stands in contrast to Brazil, which recorded its lowest seven-day average on September 1 since May 22. An average of 859 fatalities from COVID-19 were recorded per day in the last week, but unlike India, Brazil's average number of fatalities is on steady downward trajectory at present.
- South Africa's average increase in cases per day across the past week, coming in at 2,177 on September 1, is the lowest since June 6.
- Saudi Arabia recorded 898 new cases on September 1, its lowest 24 hour tally since April 17. The country's overall total number of cases stands at 316,170, putting it in 15th place globally for recorded COVID-19 cases. The average increase in cases across the past seven days stands at 986 per day, the first time the seven-day average has fallen below four figures since April 22.

Chart 1. COVID-19 Cases and Fatalities, Nominal and % Chg Day-to-Day (5dma)



Source: JHU, MNI. As of 0600BST September 2. N.b. Each dot represents a single day's figures, data for past three months

Table 1. COVID-19 Data Table

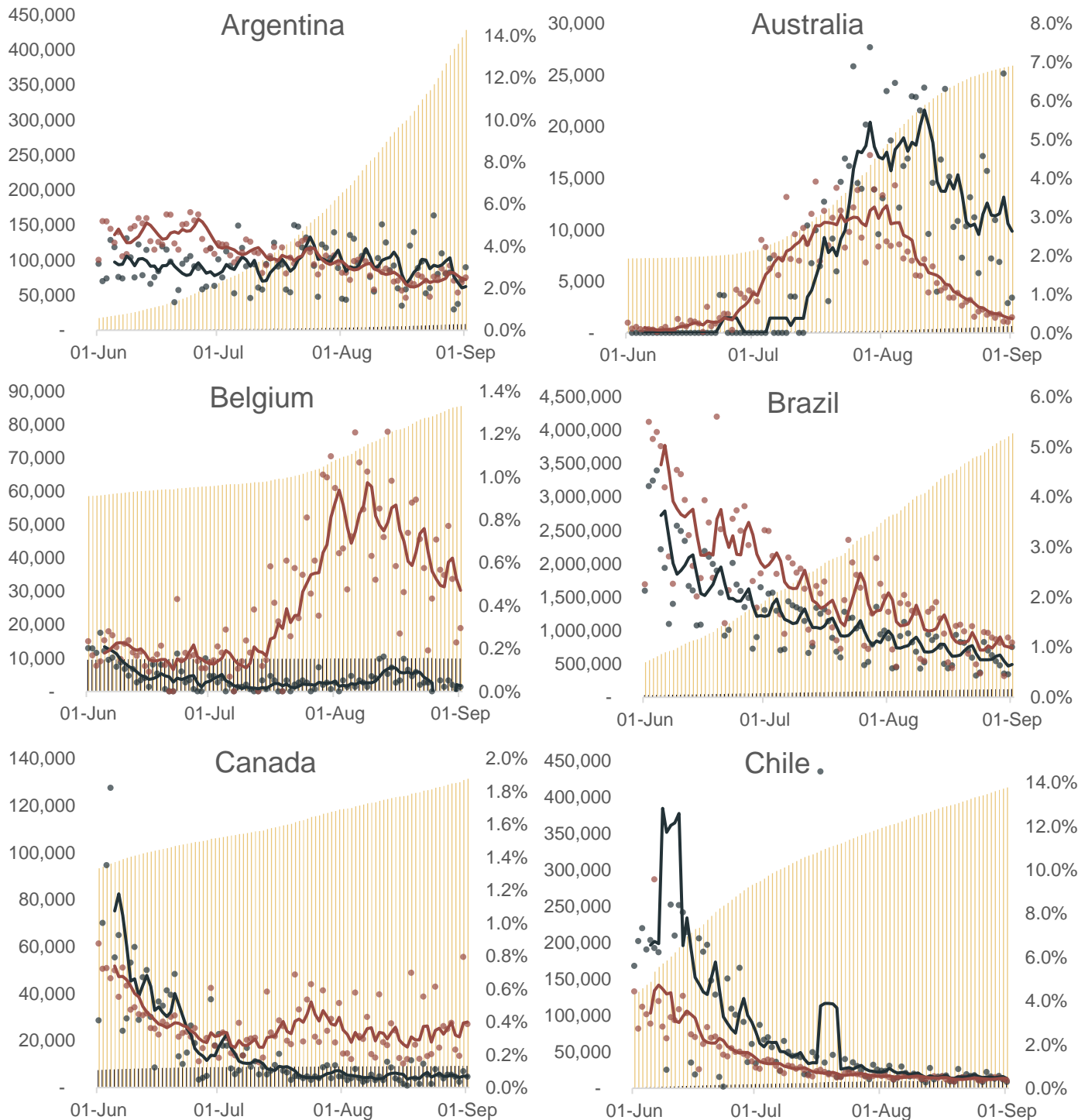
| Country | Confirmed Cases | New Cases Last Week | Recovered | Deceased | Fatalities in Past Week | Mortality Rate (per 100 recorded cases) | Rate of Increase in Cases (7-day average) |
|---------------------|-----------------|---------------------|------------|----------|-------------------------|---|---|
| Global | 25,749,642 | 1,863,805 | 17,084,969 | 857,015 | 37,636 | 3.3 | 1.06% |
| Argentina | 428,239 | 68,601 | 308,376 | 8,919 | 1,356 | 2.1 | 2.46% |
| Australia | 25,923 | 719 | 21,688 | 663 | 114 | 2.6 | 0.39% |
| Belgium | 85,487 | 3,040 | N/A | 9,897 | -99 | 11.6 | 0.49% |
| Brazil | 3,950,931 | 280,936 | 3,345,240 | 122,596 | 6,016 | 3.1 | 1.02% |
| Canada | 131,422 | 3,519 | 116,432 | 9,179 | 43 | 7.0 | 0.39% |
| Chile | 413,145 | 12,160 | 385,790 | 11,321 | 363 | 2.7 | 0.44% |
| China | 89,933 | 181 | 84,657 | 4,724 | 12 | 5.3 | 0.03% |
| Colombia | 624,026 | 61,913 | 469,552 | 20,050 | 2,161 | 3.2 | 1.45% |
| France | 323,968 | 38,066 | 87,036 | 30,666 | 117 | 9.5 | 1.79% |
| Germany | 246,015 | 8,432 | 218,403 | 9,307 | 26 | 3.8 | 0.48% |
| Hong Kong | 4,822 | 112 | N/A | 90 | 12 | 1.9 | 0.31% |
| India | 3,769,523 | 544,976 | 2,901,908 | 66,333 | 6,976 | 1.8 | 2.19% |
| Iran | 376,894 | 13,531 | 325,124 | 21,672 | 771 | 5.8 | 0.51% |
| Italy | 270,189 | 9,015 | 207,944 | 35,491 | 46 | 13.1 | 0.48% |
| Japan | 69,023 | 5,135 | 57,503 | 1,313 | 94 | 1.9 | 1.06% |
| Mexico | 606,036 | 37,415 | 501,722 | 65,241 | 3,791 | 10.8 | 0.91% |
| Peru | 652,037 | 51,599 | 471,599 | 28,944 | 1,131 | 4.4 | 1.19% |
| Russia | 997,072 | 33,417 | 819,043 | 17,250 | 726 | 1.7 | 0.49% |
| Saudi Arabia | 316,670 | 6,902 | 291,514 | 3,929 | 207 | 1.2 | 0.31% |
| Singapore | 56,852 | 417 | 55,749 | 27 | 0 | 0.05 | 0.11% |
| South Africa | 628,259 | 15,242 | 549,993 | 14,263 | 955 | 2.3 | 0.34% |
| South Korea | 20,449 | 2,184 | 15,356 | 326 | 14 | 8.0 | 1.50% |
| Spain | 470,973 | 58,420 | N/A | 29,152 | 228 | 6.2 | 1.95% |
| Sweden | 84,521 | 943 | N/A | 5,813 | -3 | 6.9 | 0.14% |
| UK | 337,168 | 9,370 | N/A | 41,504 | 55 | 12.3 | 0.42% |
| US | 6,073,840 | 296,130 | 2,202,663 | 184,664 | 6,215 | 3.0 | 0.71% |

Source: JHU, MNI. N.b As of 0930 September 2. Recovery numbers for Belgium, Hong Kong, Spain, Sweden and the UK not available. Decrease in Belgium's fatalities and Sweden's cases due to methodological revision.

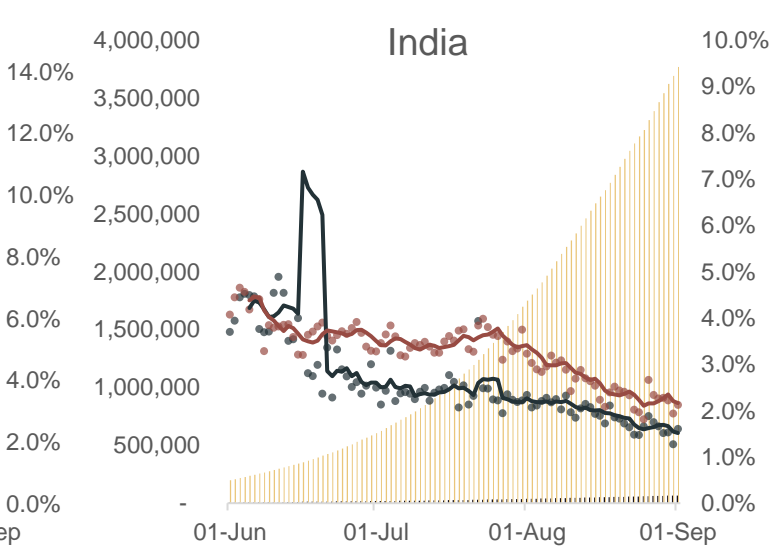
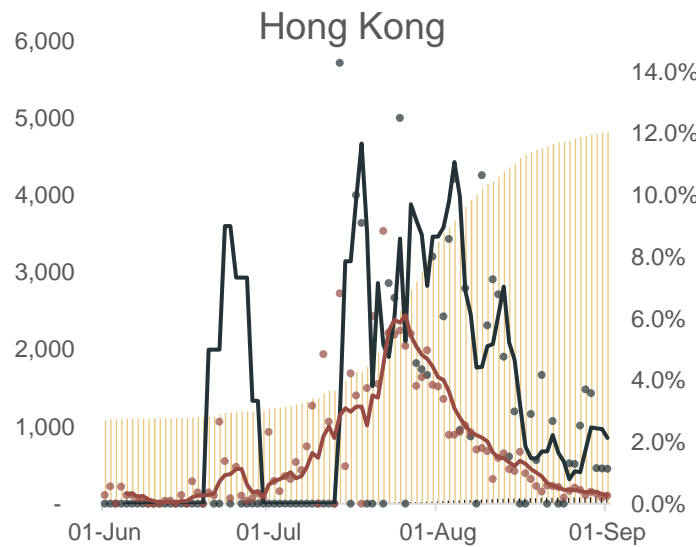
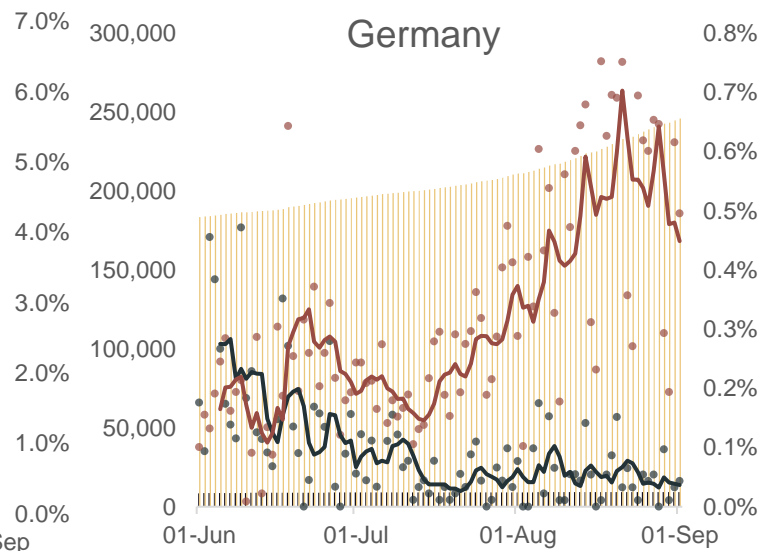
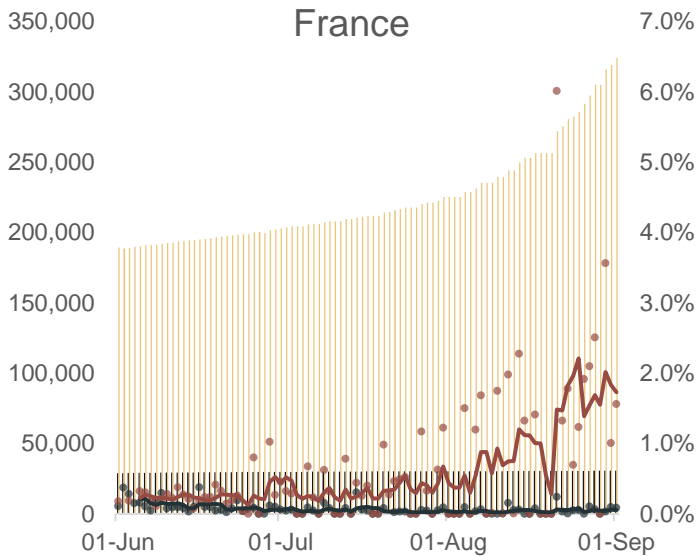
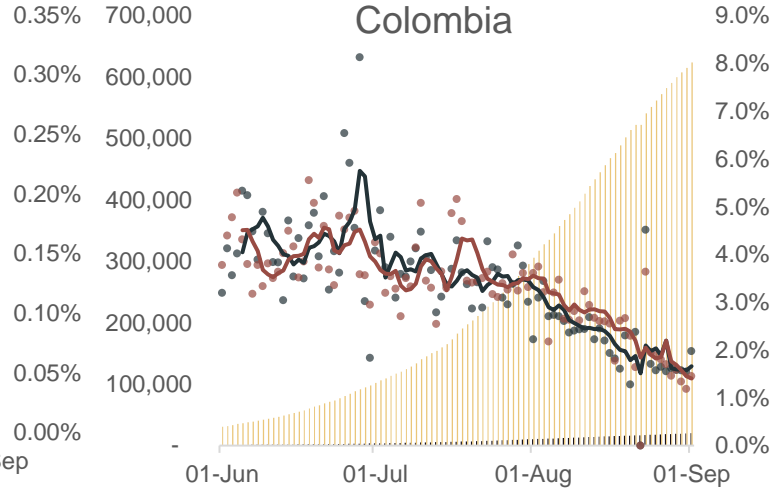
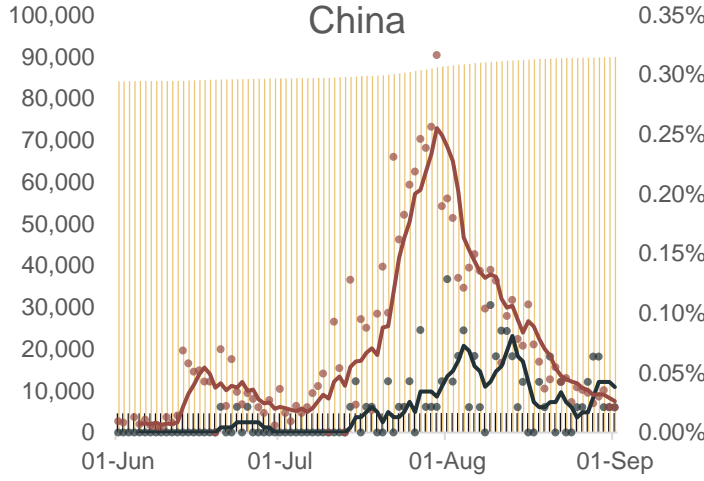
Chart Pack: COVID-19 Cases and Fatalities, Nominal and % Chg Day-to-Day (5dma)

The chart pack below records the number of COVID-19 cases and fatalities resulting from COVID-19 recorded in select countries over the past three months in each respective country. The charts also display the rate of increase in recorded cases and fatalities in each country. **Legend below can be used for all national charts.**

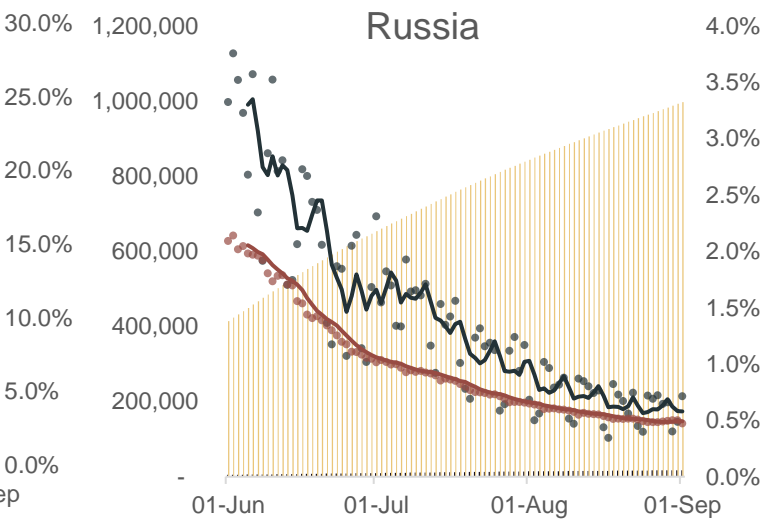
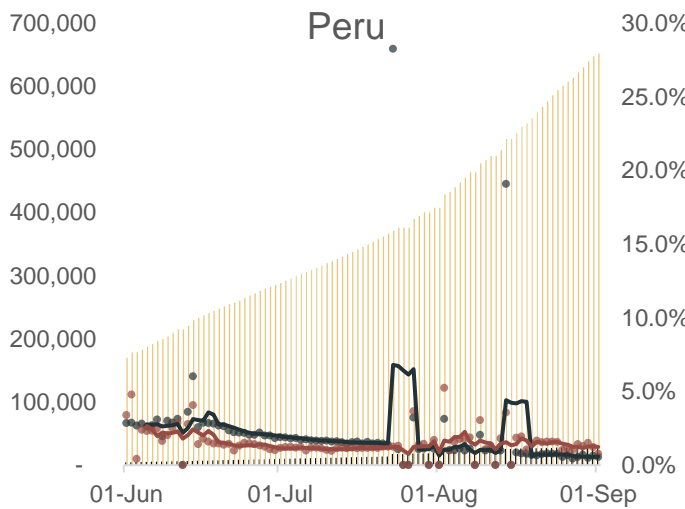
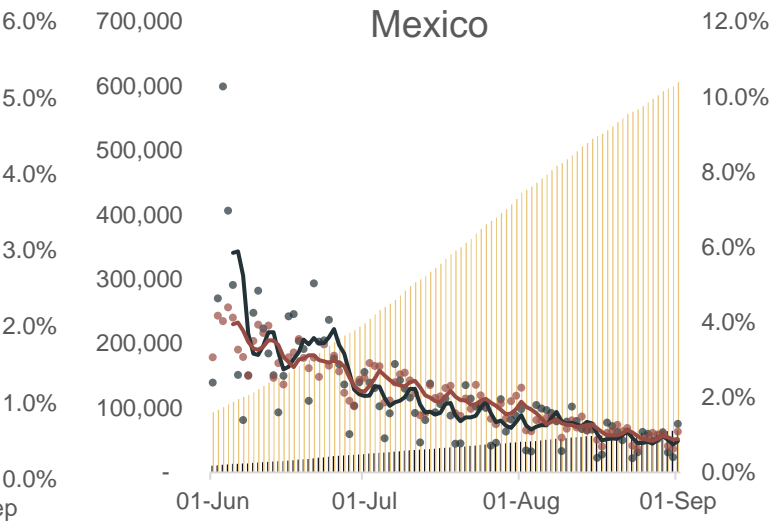
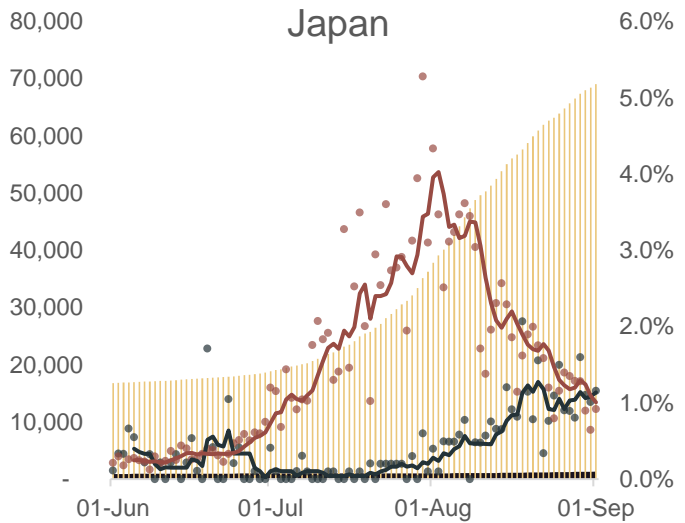
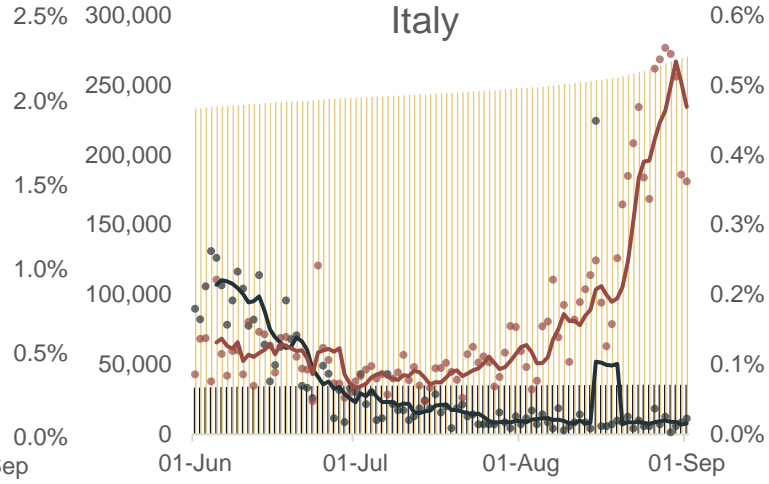
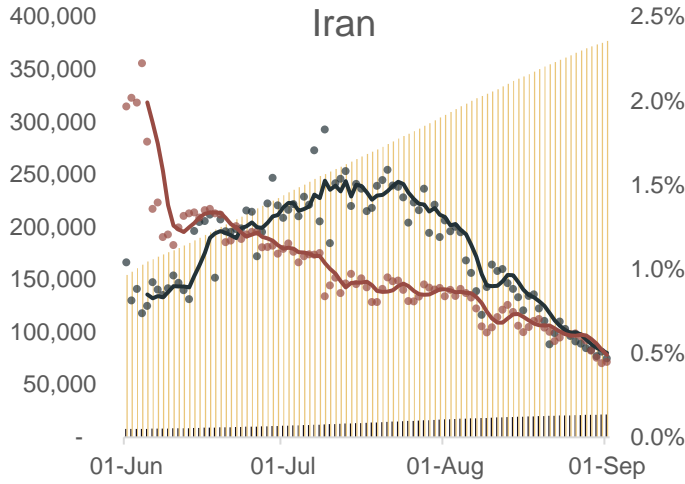
■ Total Fatalities (LHS) ■ Total Cases (LHS) — Fatalities, D-t-D % chg (RHS) — Cases, D-t-D % chg (RHS)



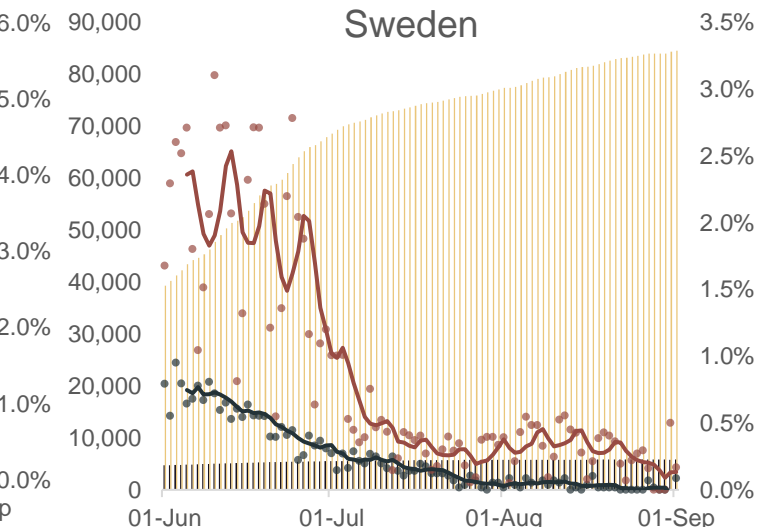
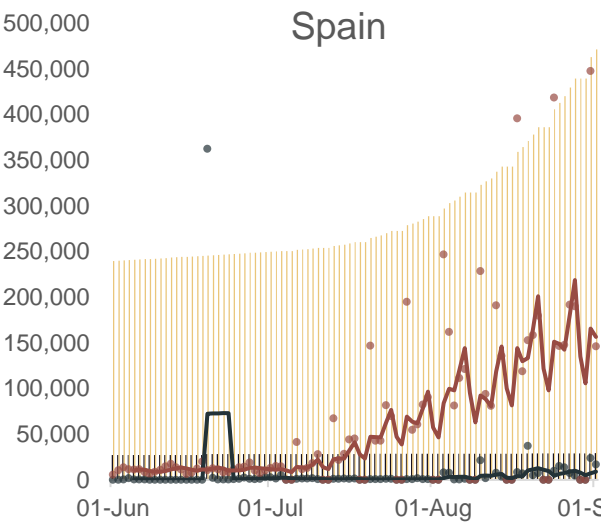
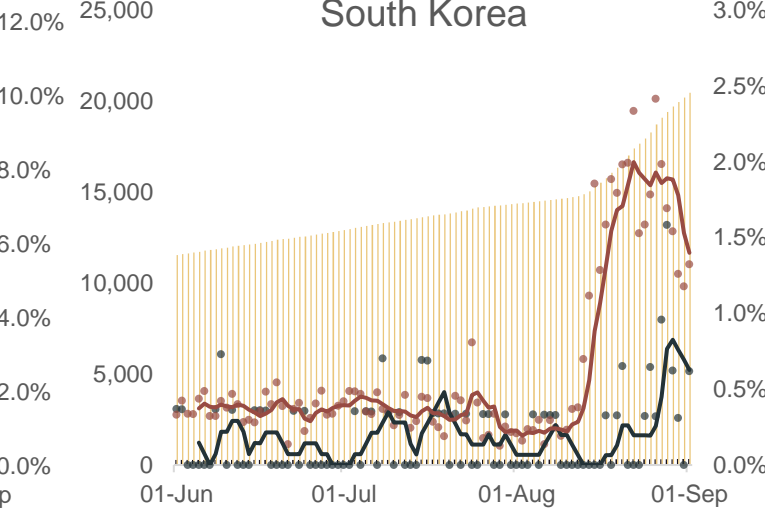
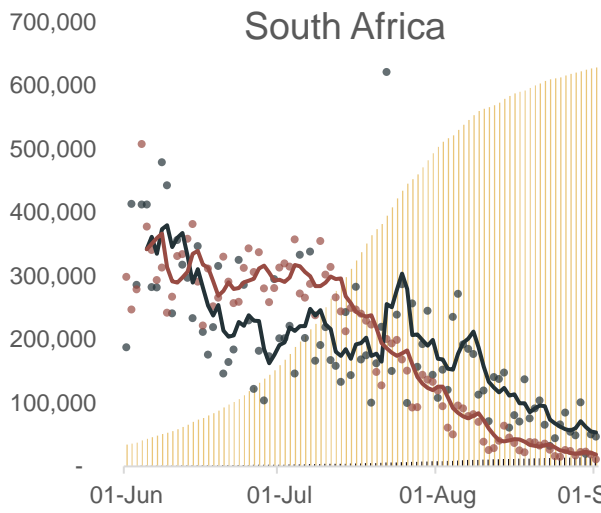
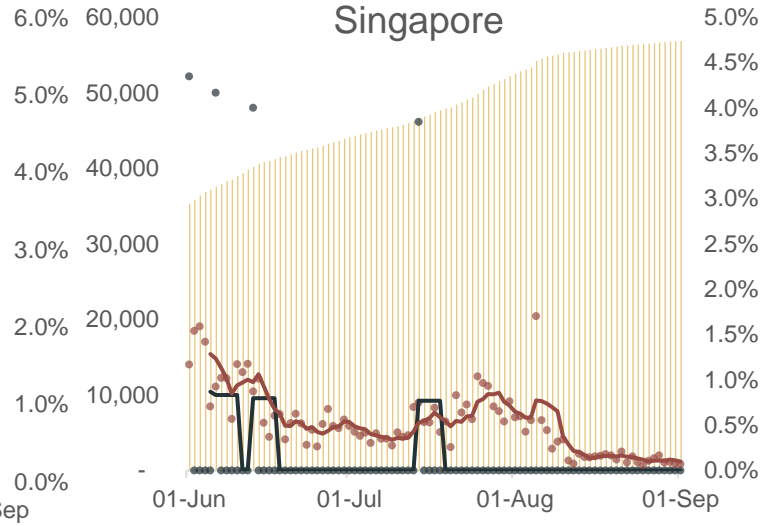
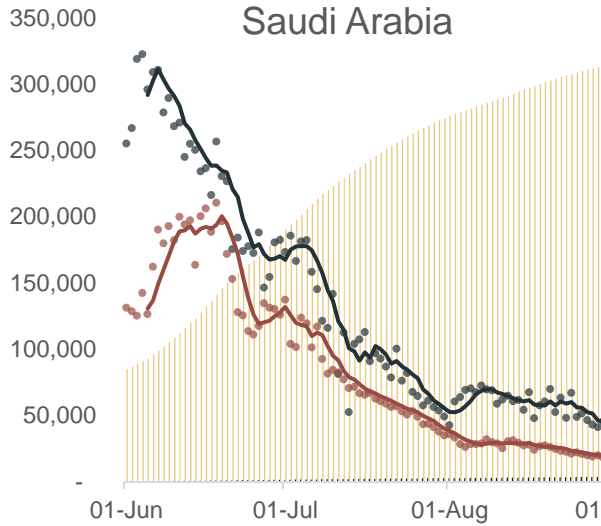
■ Total Fatalities (LHS)
 ■ Total Cases (LHS)
 — Fatalities, D-t-D % chg (RHS)
 — Cases, D-t-D % chg (RHS)

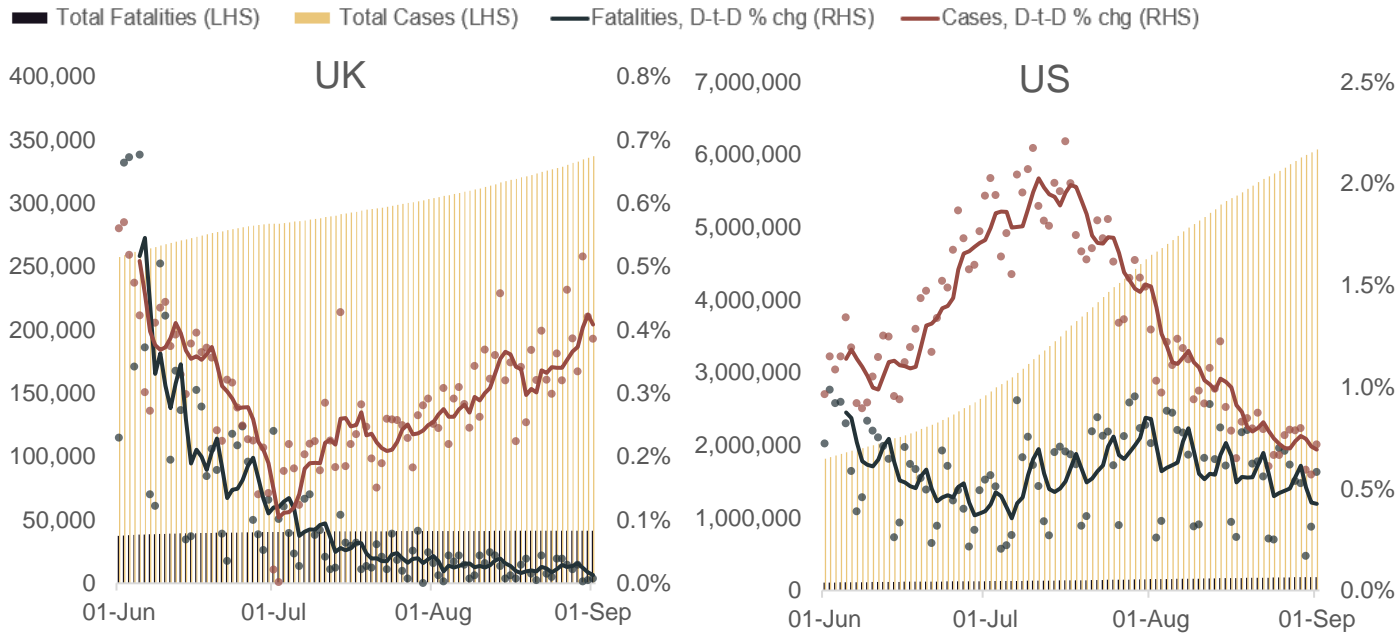


■ Total Fatalities (LHS) ■ Total Cases (LHS) — Fatalities, D-t-D % chg (RHS) — Cases, D-t-D % chg (RHS)



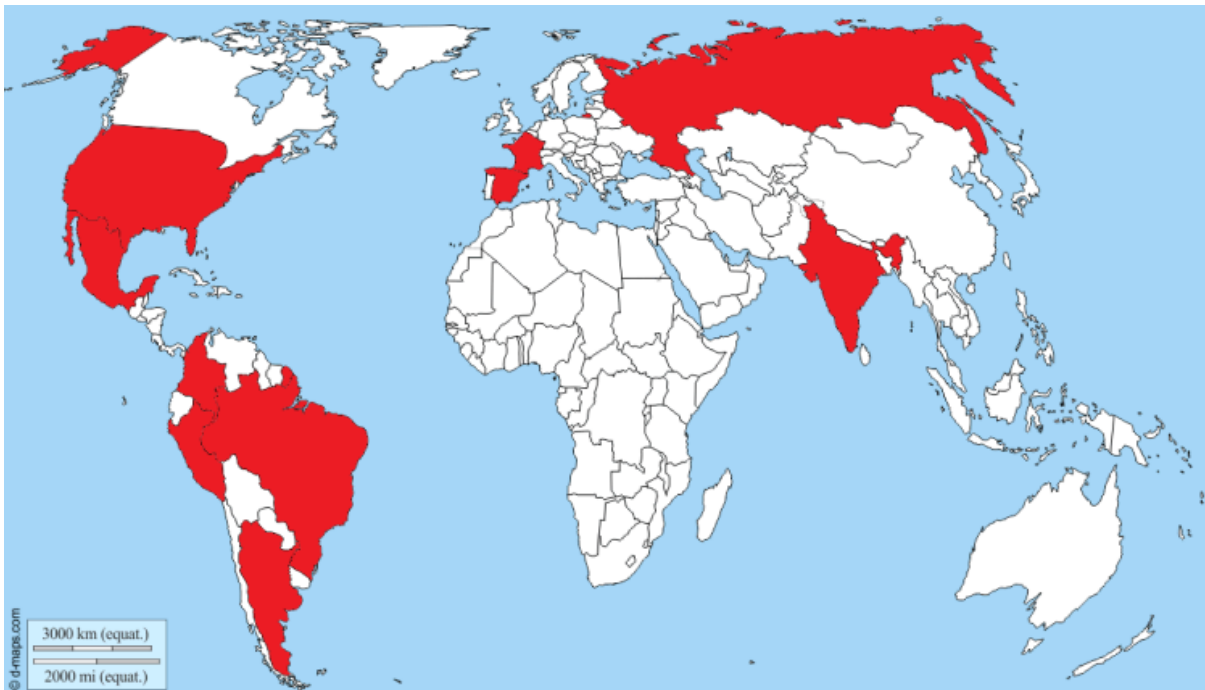
■ Total Fatalities (LHS) ■ Total Cases (LHS) — Fatalities, D-t-D % chg (RHS) — Cases, D-t-D % chg (RHS)





Source: JHU, MNI. N.b Global legend applies to all charts. All data correct as of 0600BST September 2, and represents full-day data submissions, rather than intra-day figures. Each dot indicates the data from a single day.

Chart 2. Countries with 10 Highest Number Of New Cases In Past Week



Source: JHU, MNI. N.b. Data from Aug 25-Sep 1. Countries in descending order of new cases: India, US, Brazil, Argentina, Colombia, Spain, Peru, France, Mexico, Russia.

Chart 3. Countries with 10 Highest Number of New Cases Per Capita in Past Week



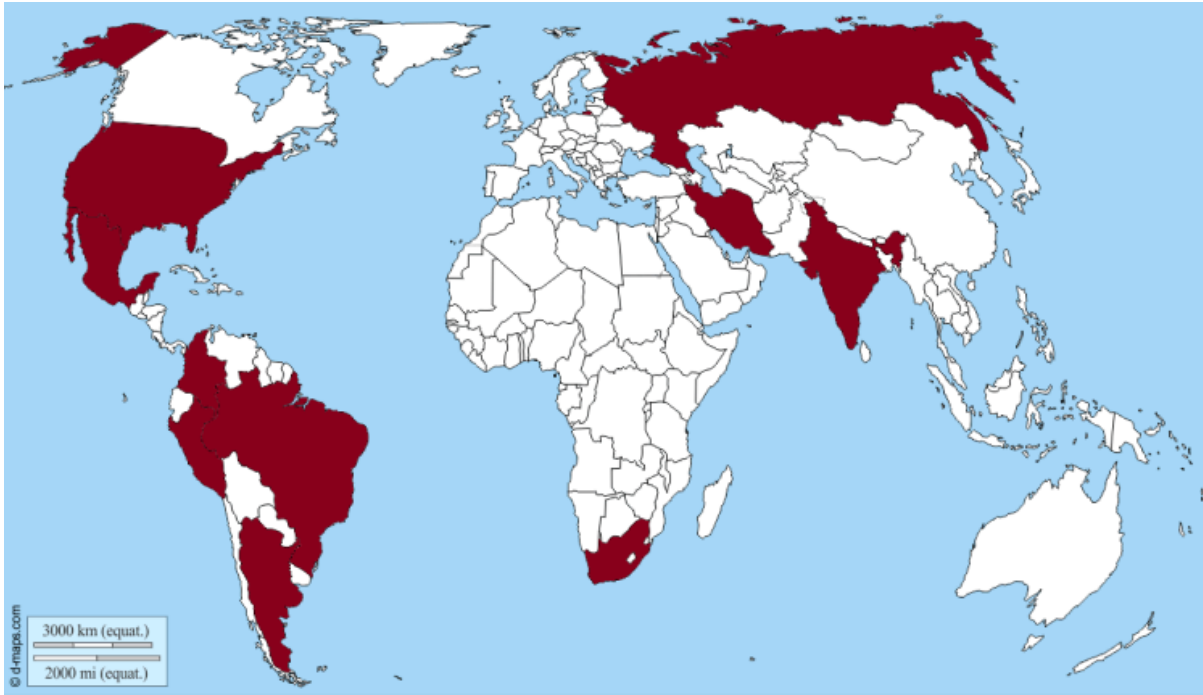
Source: JHU, MNI. N.b. Data from Aug 25-Sep 1. Countries in descending order of new cases per capita: Maldives, Peru, Argentina, Israel, Bahrain, Costa Rica, Brazil, Bahamas, Spain, Colombia. Countries with population below 100k excluded.

Chart 4. Countries with 10 Highest Number of Total Recorded Cases Per 100 Head of State's Population



Source: JHU, MNI. N.b. Data for Sep 1. Countries in descending order of new cases per capita: Qatar, Bahrain, Panama, Chile, Kuwait, Peru, Brazil, US, Oman, Armenia. Countries with population below 100k excluded.

Chart 5. Countries with 10 Highest Number Of Fatalities In Past Week



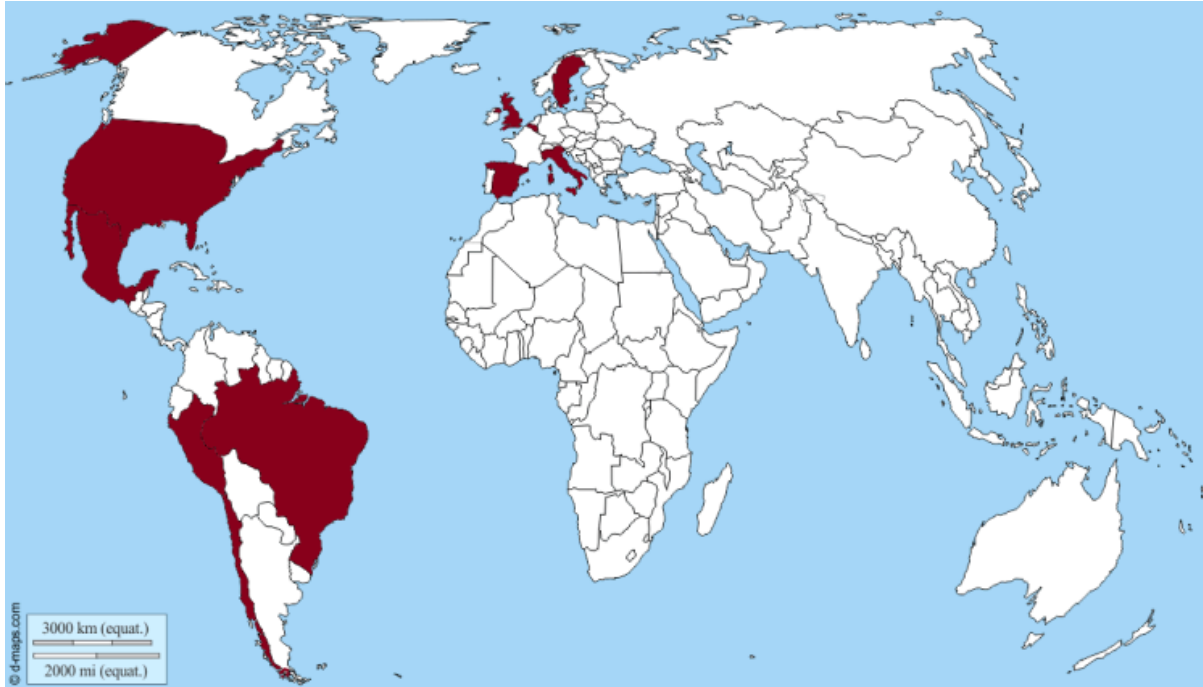
Source: JHU, MNI. N.b. Data from Aug 25-Sep 1. Countries in descending order of fatalities in past week: India, US, Brazil, Mexico, Colombia, Argentina, Peru, South Africa, Iran, Russia.

Chart 6. Countries with 10 Highest Number of Fatalities Per Capita in Past Week



Source: JHU, MNI. N.b. Data from Aug 25-Sep 1. Countries in descending order of fatalities per capita in past week: The Bahamas, Colombia, Bolivia, Peru, Argentina, Mexico, Brazil, Montenegro, Panama, Chile, US. Countries with population below 100k excluded.

Chart 7. Countries with 10 Highest Number of Total Recorded Fatalities Per 100 Head of State's Population



Source: JHU, MNI. N.b. Data as of September 1. Countries in descending order of fatalities per capita: Peru, Belgium, Spain, UK, Chile, Italy, Brazil, Sweden, US, Mexico. Countries with population below 100k excluded.