

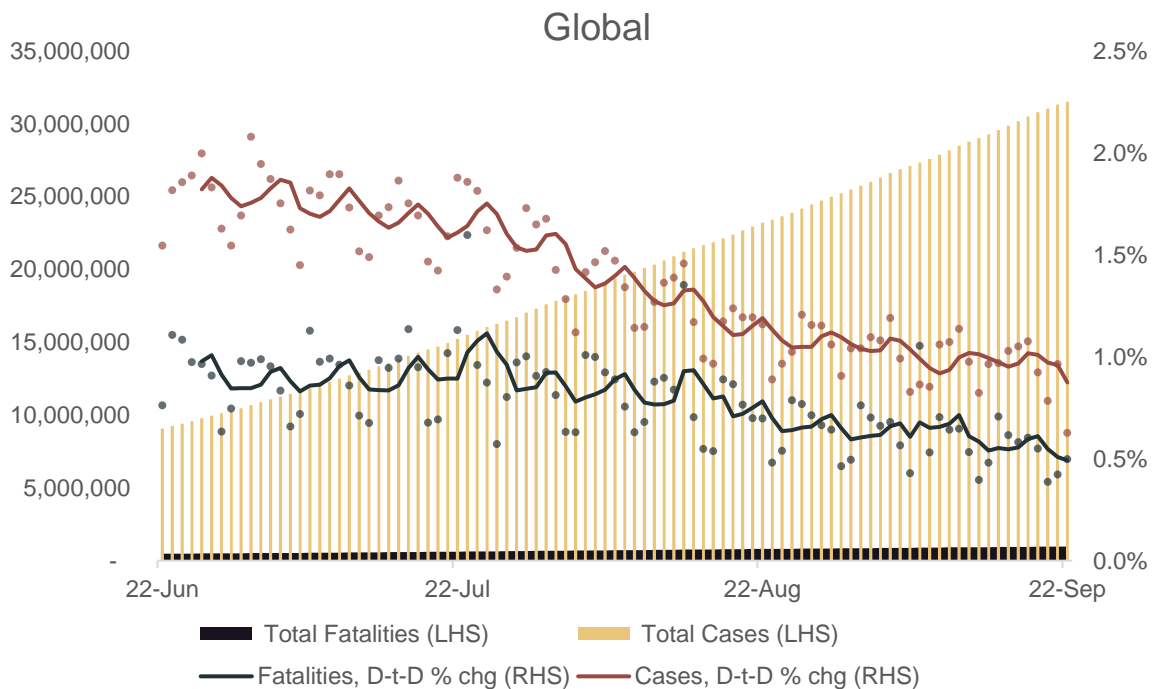
MNI POLITICAL RISK ANALYSIS – Global COVID-19 Tracker – September 23

by Tom Lake

COVID-19 Trends and Developments

- The United States passed the grim milestone of 200,000 coronavirus-related fatalities on September 22, more than 100,000 higher than the country with the second-highest number of COVID-19 fatalities (India with 90,020). The United States now accounts for 20.7% of total global COVID-19 fatalities and 21.8% of confirmed cases despite its population only accounting for 4.3% of the world's total. On September 22 the US's average new case increase per day across the past week stood at 43,411, the highest figure for a month.
- UK Prime Minister Boris Johnson announced a tightening of COVID-19 restrictions in England on September 22 as the seven-day average increase in cases exceeded 4,000 per day for the first time since May 5, when the UK remained in its initial full lockdown. The rise in cases has not yet corresponded to a major uptick in COVID-19 related fatalities, although the 37 fatalities due to the virus registered on September 22 was the highest 24-hour total since July 14.
- Russia records 6,109 new cases on September 22, its highest daily total since July 18. On September 22, President Vladimir Putin talked up Russia's 'Sputnik-V' potential COVID-19 vaccine in his address to the UN General Assembly, offering it to all UN workers worldwide once it has completed clinical trials.

Chart 1. COVID-19 Cases and Fatalities, Nominal and % Chg Day-to-Day (5dma)



Source: JHU, MNI. As of 0600BST September 23. N.b. Each dot represents a single day's figures, data for past three months

Table 1. COVID-19 Data Table

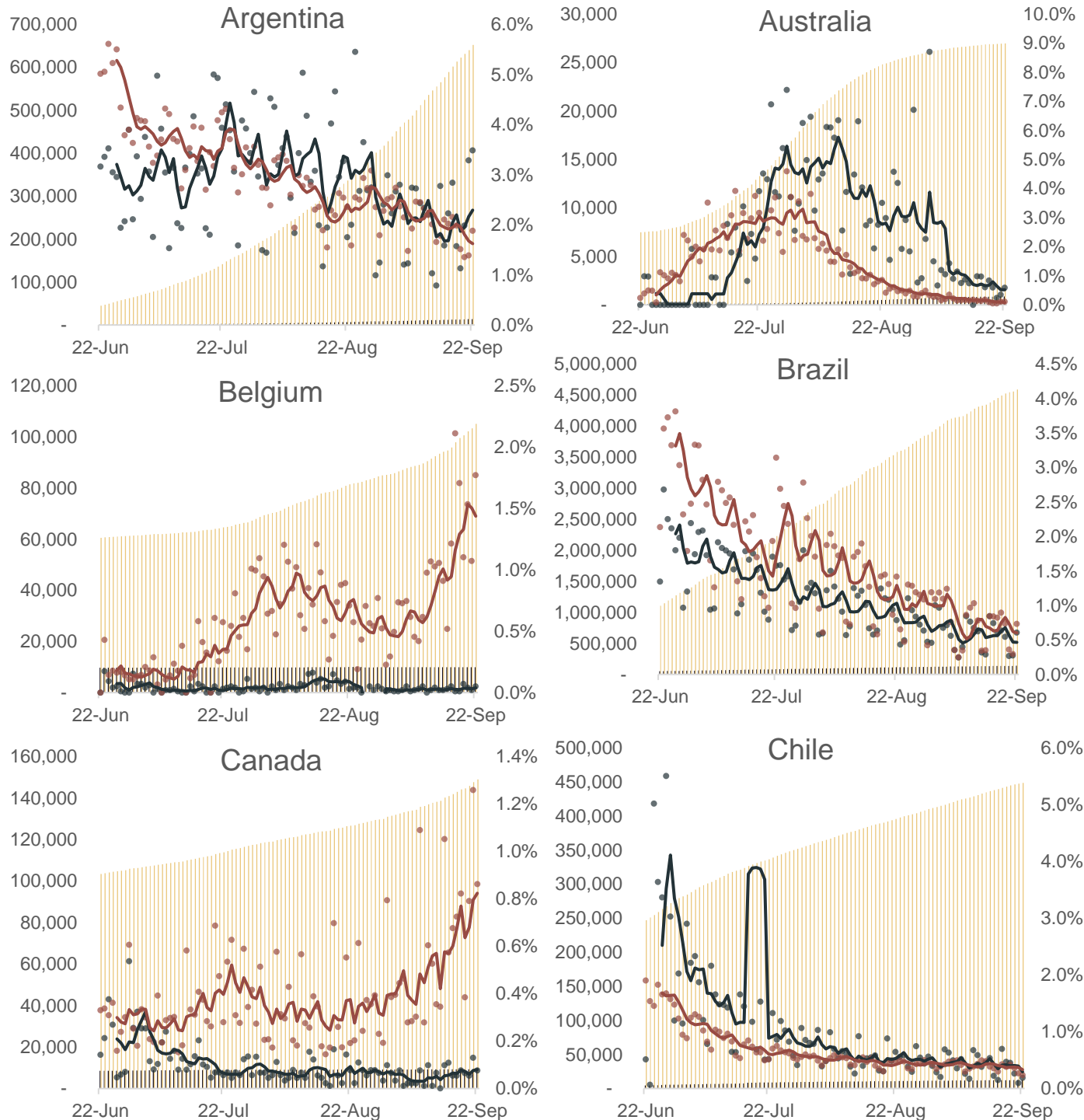
Country	Confirmed Cases	New Cases in Past 24 Hrs	Recovered	Deceased	Fatalities in Past 24 Hrs	Mortality Rate (per 100 recorded cases)	Rate of Increase in Cases (7-day average)
Global	31,600,434	279,554	21,511,695	970,799	6,053	3.1	0.96%
Argentina	652,174	12,027	517,228	13,952	470	2.1	1.76%
Australia	26,972	30	24,414	859	5	3.2	0.10%
Belgium	105,226	1,834	N/A	9,955	5	9.5	1.50%
Brazil	4,591,364	33,324	4,016,831	138,105	833	3.0	0.67%
Canada	148,855	1,272	128,890	9,286	7	6.2	0.79%
Chile	448,523	1,055	423,176	12,321	23	2.7	0.34%
China	90,399	18	85,275	4,737	0	5.2	0.03%
Colombia	777,537	7,102	650,801	24,570	173	3.2	0.93%
France	507,150	10,299	94,961	31,426	80	6.2	2.27%
Germany	277,412	1,852	245,886	9,405	15	3.4	0.66%
Hong Kong	5,046	8	N/A	103	0	2.0	0.20%
India	5,646,010	83,347	4,587,613	90,020	1,085	1.6	1.69%
Iran	429,193	3,712	363,737	24,656	178	5.7	0.75%
Italy	300,897	1,391	219,670	35,738	14	11.9	0.53%
Japan	79,773	311	71,214	1,519	1	1.9	0.61%
Mexico	705,263	4,683	598,953	74,348	651	10.5	0.60%
Peru	768,895	0	629,094	31,369	0	4.1	0.67%
Russia	1,111,157	6,109	914,923	19,575	155	1.8	0.54%
Saudi Arabia	330,798	552	312,684	4,542	30	1.4	0.17%
Singapore	57,627	21	57,262	27	0	0.05	0.03%
South Africa	663,282	1,346	592,904	16,118	126	2.4	0.26%
South Korea	23,216	110	20,650	388	0	1.7	0.45%
Spain	682,267	10,799	N/A	30,904	241	4.5	1.79%
Sweden	89,436	1,199	N/A	5,870	5	6.6	0.34%
UK	403,551	4,926	N/A	41,825	37	10.4	1.08%
US	6,896,218	39,334	2,646,959	200,786	921	2.9	0.65%

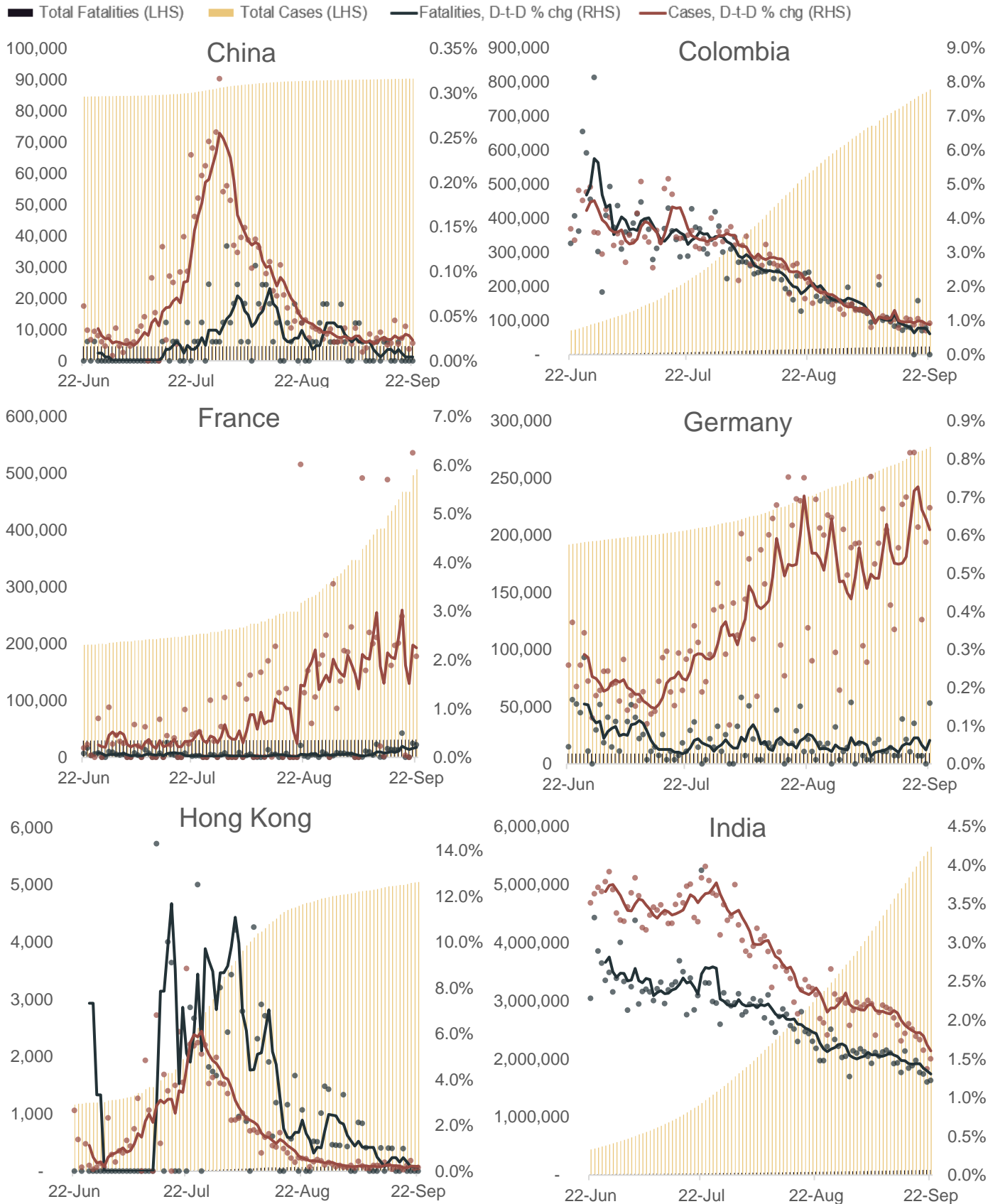
Source: JHU, MNI. N.b Data correct as of 0945BST September 23. Recovery numbers for Belgium, Hong Kong, Spain, Sweden and the UK not available.

Chart Pack: COVID-19 Cases and Fatalities, Nominal and % Chg Day-to-Day (5dma)

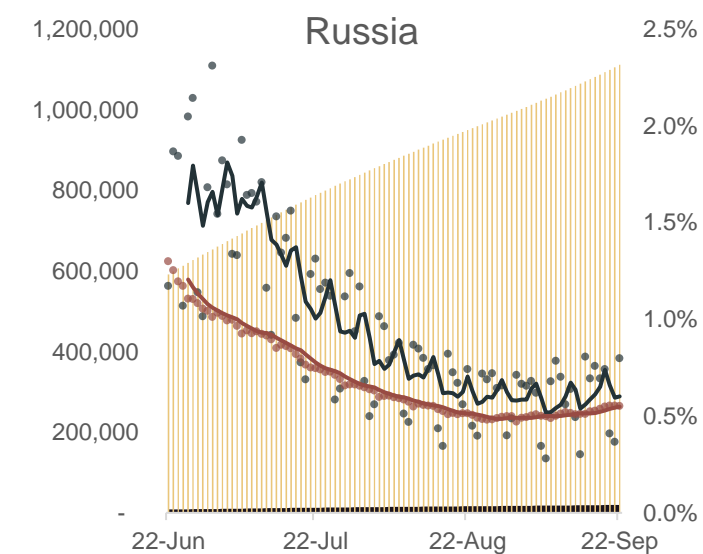
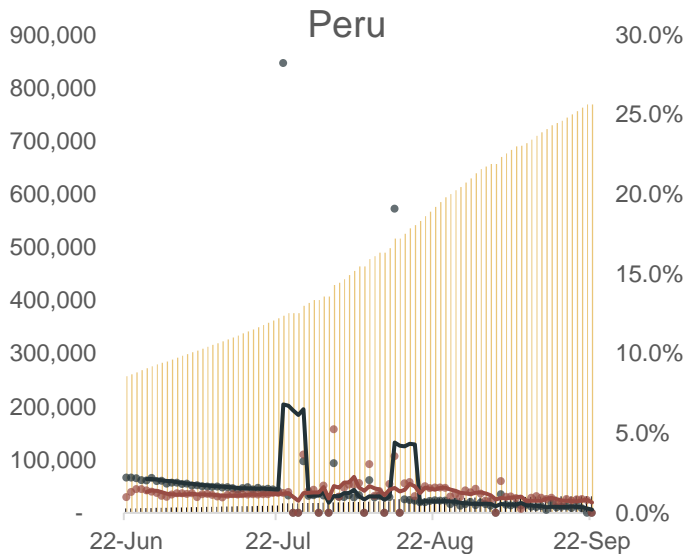
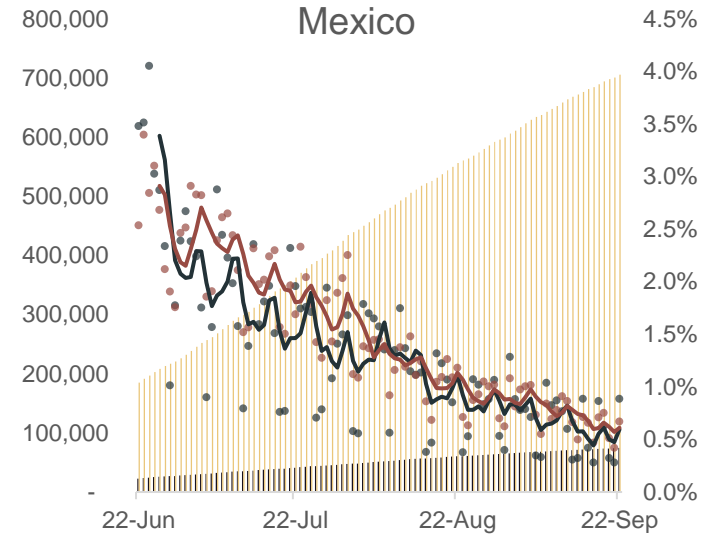
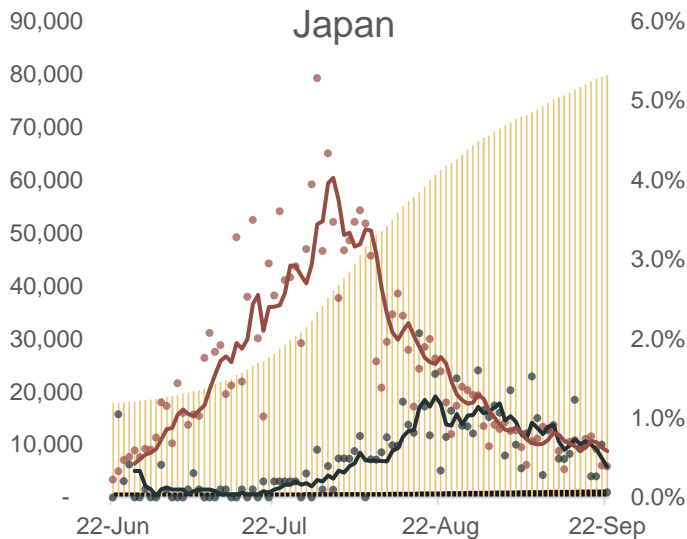
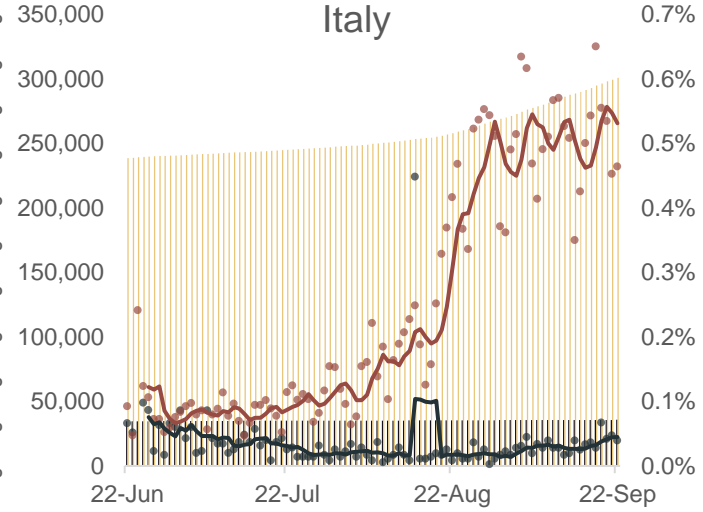
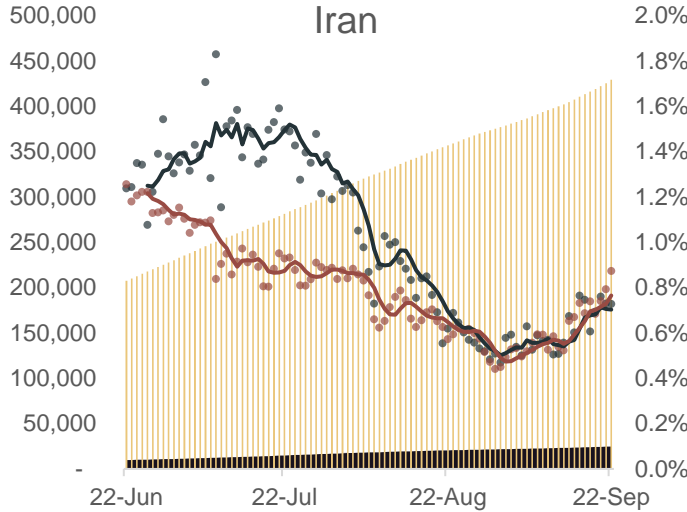
The chart pack below records the number of COVID-19 cases and fatalities resulting from COVID-19 recorded in select countries over the past three months in each respective country. The charts also display the rate of increase in recorded cases and fatalities in each country. **Legend below can be used for all national charts.**

■ Total Fatalities (LHS) ■ Total Cases (LHS) — Fatalities, D-t-D % chg (RHS) — Cases, D-t-D % chg (RHS)

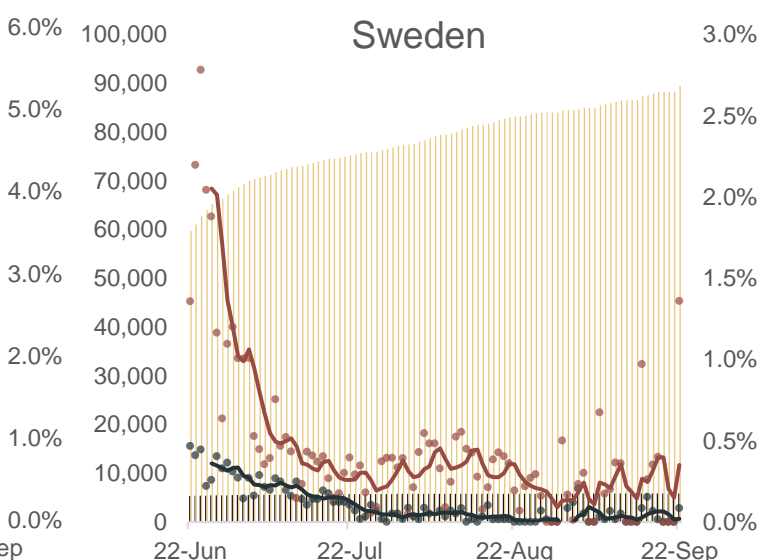
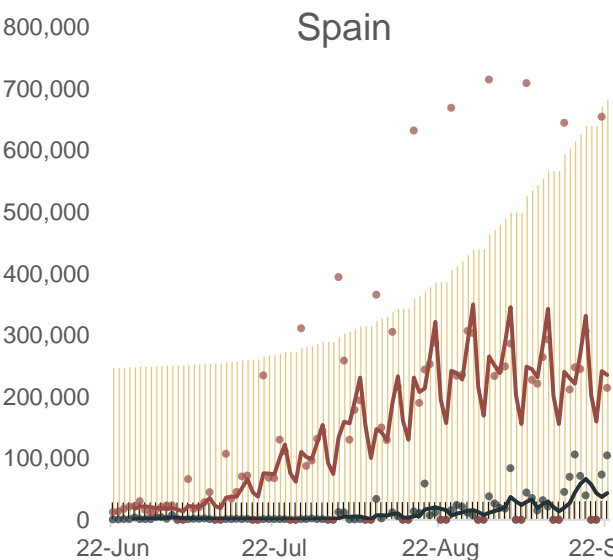
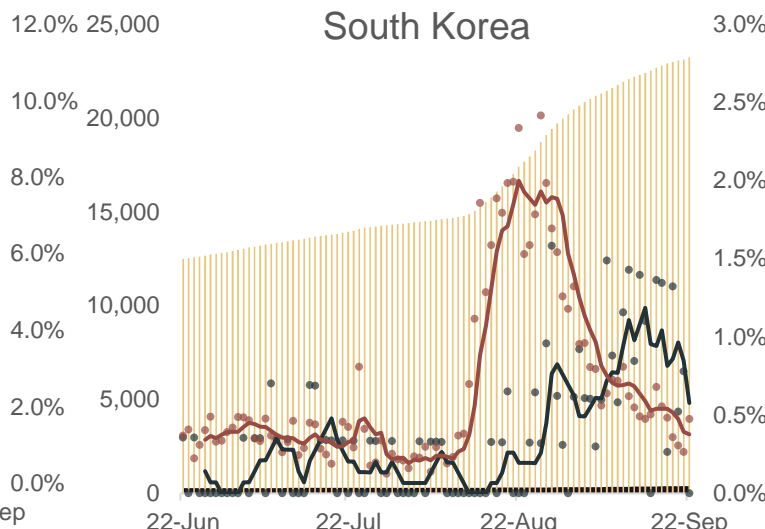
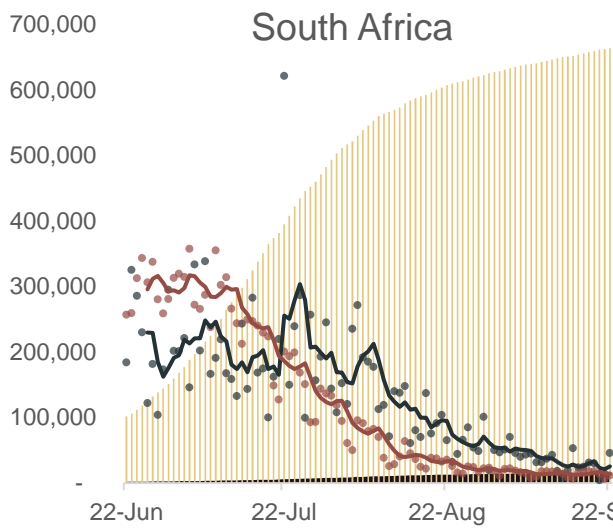
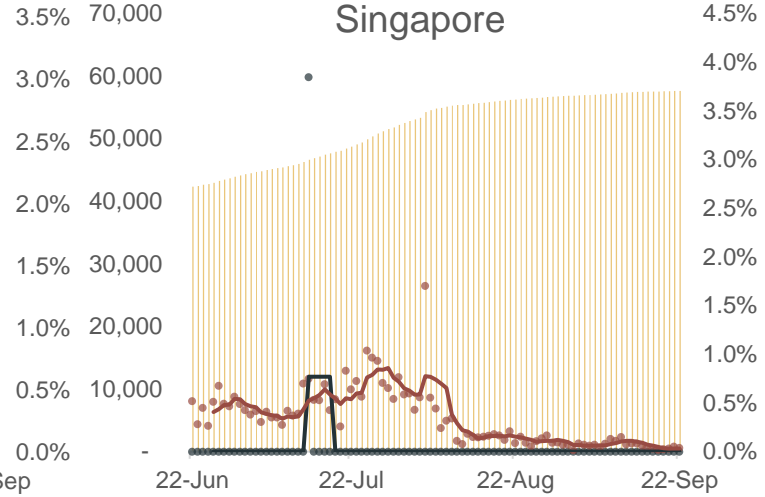
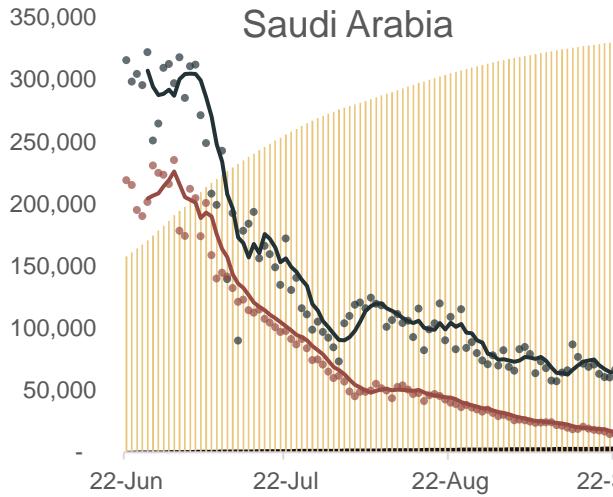


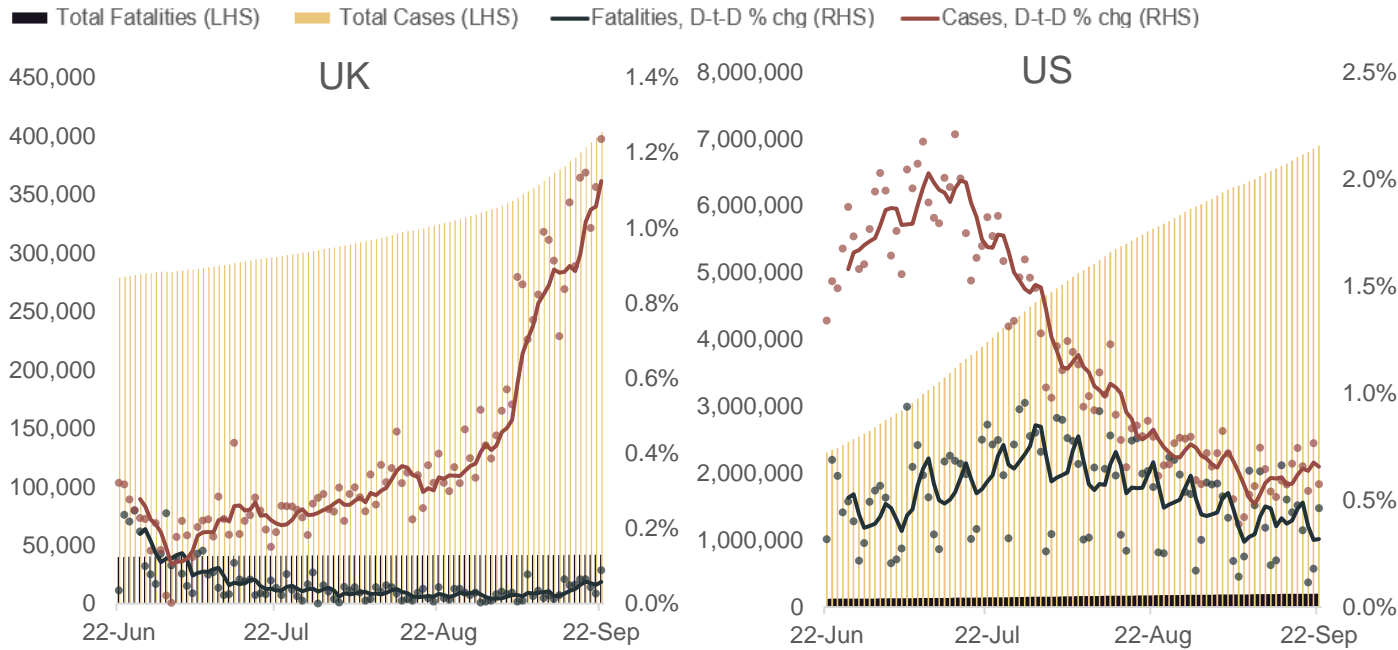


■ Total Fatalities (LHS) ■ Total Cases (LHS) — Fatalities, D-t-D % chg (RHS) — Cases, D-t-D % chg (RHS)



■ Total Fatalities (LHS) ■ Total Cases (LHS) — Fatalities, D-t-D % chg (RHS) — Cases, D-t-D % chg (RHS)





Source: JHU, MNI. N.b Global legend applies to all charts. All data correct as of 0600BST September 23, and represents full-day data submissions, rather than intra-day figures. Each dot indicates the data from a single day.

Chart 2. Countries with 10 Highest Number Of New Cases In Past 24 Hours



Source: JHU, MNI. N.b. Data from Sep 22. Countries in descending order of new cases: India, US, Brazil, Argentina, Spain, France, Colombia, Russia, UK, Iraq.

Chart 3. Countries with 10 Highest Number of New Cases Per Capita in Past 24 Hours



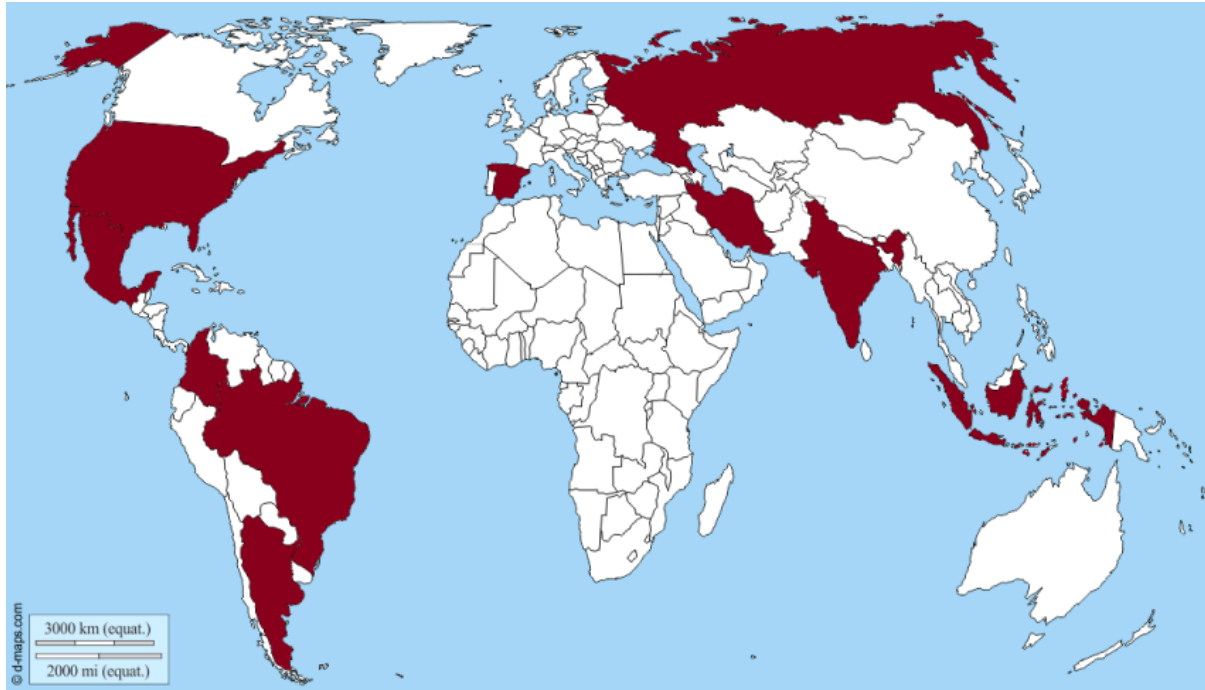
Source: JHU, MNI. N.b. Data from Sep 22. Countries in descending order of new cases per capita: Montenegro, Bahrain, Israel, Argentina, Spain, Czech Republic, Costa Rica, Kuwait, Moldova, Luxembourg. Countries with population below 100k excluded.

Chart 4. Countries with 10 Highest Number of Total Recorded Cases Per 100 Head of State's Population



Source: JHU, MNI. N.b. Data for Sep 22. Countries in descending order of new cases per capita: Qatar, Bahrain, Panama, Kuwait, Chile, Peru, Israel, Brazil, US, Oman. Countries with population below 100k excluded.

Chart 5. Countries with 10 Highest Number Of Fatalities In Past 24 Hours



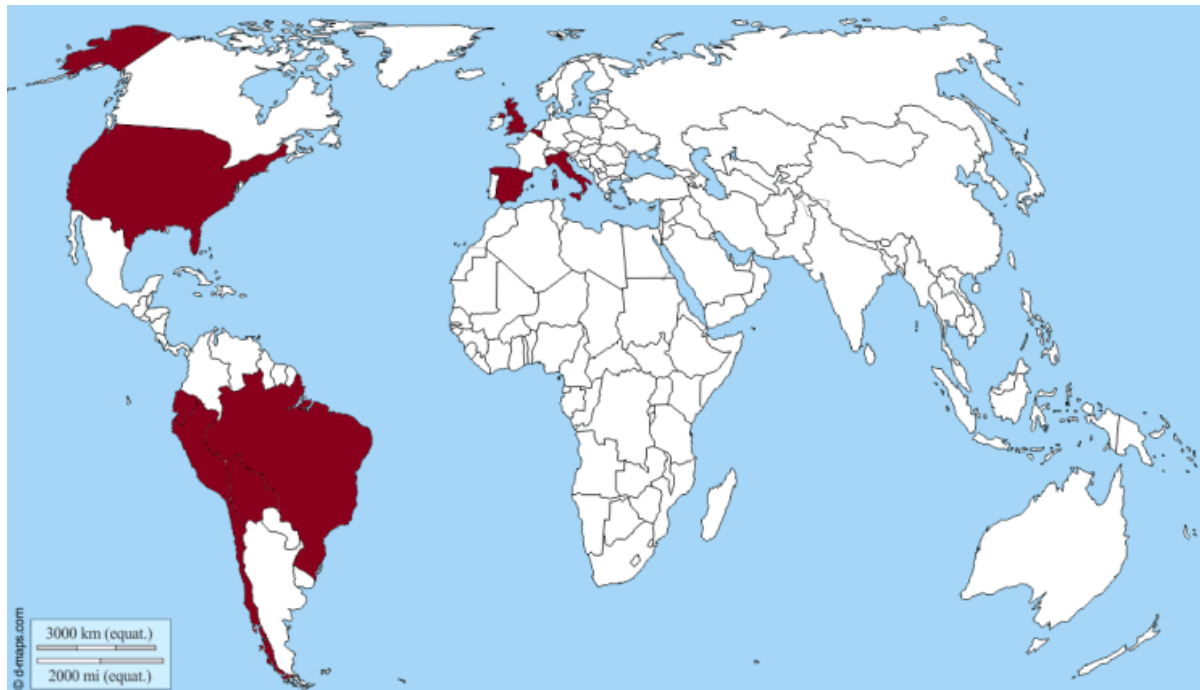
Source: JHU, MNI. N.b. Data from Sep 22. Countries in descending order of fatalities in past 24 hours: India, US, Brazil Mexico, Argentina, Spain, Iran, Colombia, Indonesia, Russia.

Chart 6. Countries with 10 Highest Number of Fatalities Per Capita in Past 24 Hours



Source: JHU, MNI. N.b. Data from Sep 22. Countries in descending order of fatalities per capita: Barbados, Montenegro, Sri Lanka, Argentina, Spain, Suriname, Bahamas, Mexico, Moldova, Paraguay. Countries with population below 100k excluded.

Chart 7. Countries with 10 Highest Number of Total Recorded Fatalities Per 100 Head of State's Population



Source: JHU, MNI. N.b. Data from September 22. Countries in descending order of fatalities per capita: Peru, Belgium, Spain, Bolivia, Brazil, Chile, Ecuador, UK, US, Italy. Countries with population below 100k excluded.