

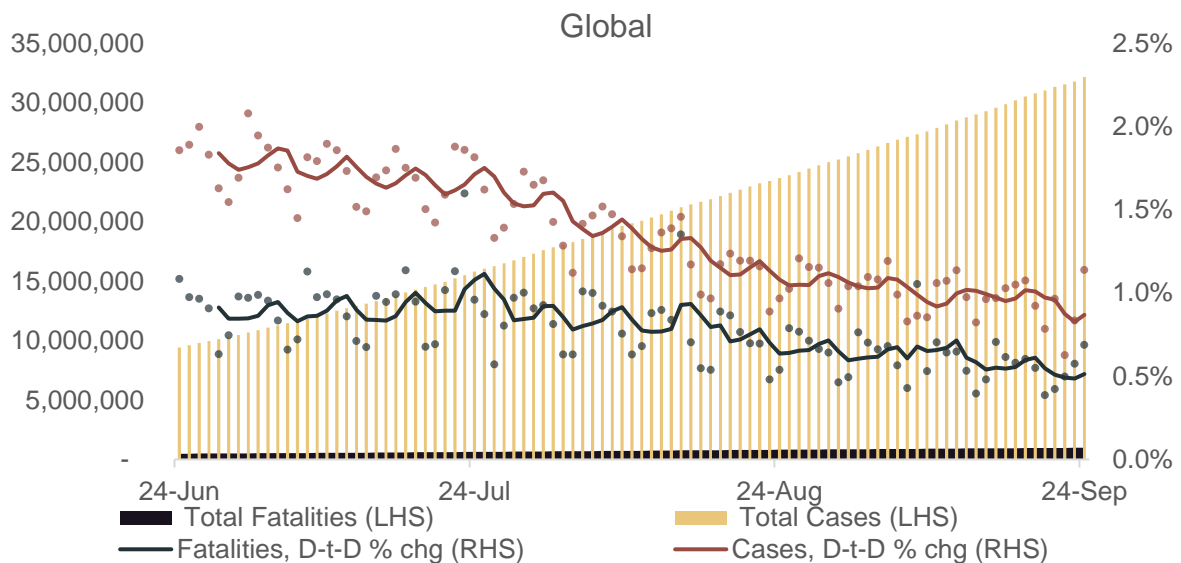
MNI POLITICAL RISK ANALYSIS – Global COVID-19 Tracker – September 25

by Tom Lake

COVID-19 Trends and Developments

- The Spanish government has recommended that the capital city, Madrid, is placed into a full COVID-19 lockdown due to a spike in cases in the city. Spain recorded its fourth consecutive day of 10,000+ new cases registered on September 24, taking the country's overall caseload since the start of the pandemic to over 700,000. The tighter lockdown restrictions already in place in 37 zones of the city have been expanded to 45 zones as of today.
- There remains no sign of a sustained decline in new cases recorded in the United States, with the seven-day average new case load remaining above 40,000 new cases per day for the past week. The number of fatalities due to the virus also continues to plateau rather than fall, with the seven-day average around 700-800 fatalities per day over the course of September.
- For the second day in a row the United Kingdom registered its highest single-day total of new cases on September 24, with 6,634 new cases added to the total. The record figure came on the day the country entered a period of stricter restrictions, with hospitality venues forced to close at 10pm and fines for breaking lockdown restrictions increased.
- Having so far avoided the mass-scale outbreaks recorded in many of its neighbouring countries, the Netherlands registered its highest number of new cases on September 24, with 2,544 added to the total. The country's total number of cases stands at 103k on September 24, compared to 281k in Germany, 108k in Belgium, and 511k in France.

Chart 1. COVID-19 Cases and Fatalities, Nominal and % Chg Day-to-Day (5dma)



Source: JHU, MNI. As of 0600BST September 25. N.b. Each dot represents a single day's figures, data for past three months

Table 1. COVID-19 Data Table

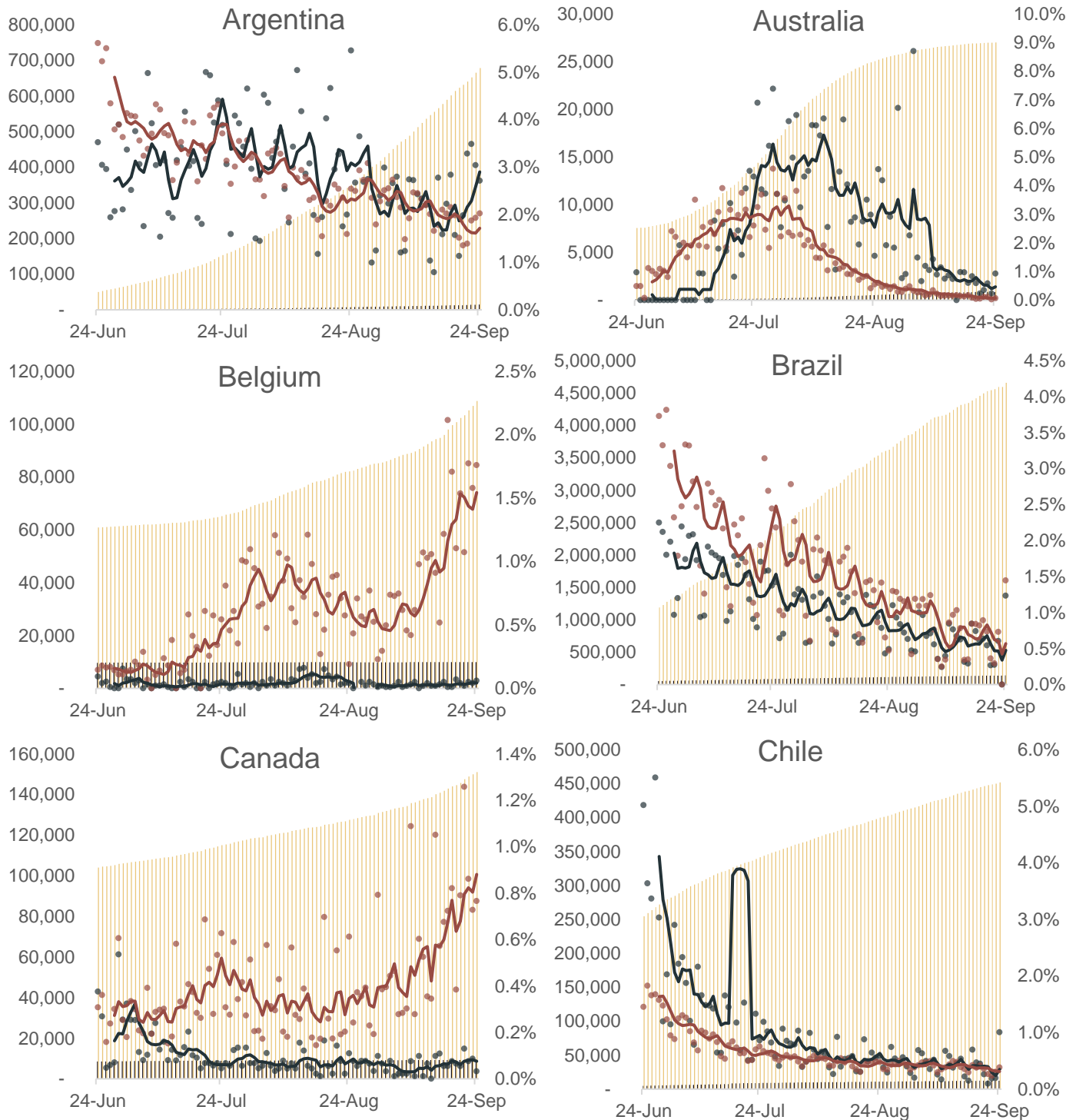
Country	Confirmed Cases	New Cases in Past 24 Hrs	Recovered	Deceased	Fatalities in Past 24 Hrs	Mortality Rate (per 100 recorded cases)	Rate of Increase in Cases (7-day average)
Global	32,141,225	361,390	22,244,064	981,808	6,704	3.1	0.91%
Argentina	678,266	13,467	536,589	14,766	390	2.2	1.73%
Australia	27,000	20	24,521	869	8	3.2	0.07%
Belgium	108,768	1,881	N/A	9,965	6	9.2	1.50%
Brazil	4,657,702	66,338	4,102,954	139,808	1,703	3.0	0.64%
Canada	151,087	1,148	130,576	9,297	3	6.2	0.80%
Chile	451,634	1,731	426,876	12,469	124	2.8	0.34%
China	90,424	15	85,323	4,738	0	5.2	0.02%
Colombia	790,823	6,555	662,277	24,746	0	3.1	0.88%
France	536,289	27,833	95,980	31,524	77	5.9	2.43%
Germany	281,346	2,321	248,523	9,436	13	3.4	0.64%
Hong Kong	5,056	7	N/A	104	0	2.1	0.18%
India	5,732,518	86,508	4,756,164	91,149	1,129	1.6	1.36%
Iran	436,319	3,521	367,829	25,015	175	5.7	0.78%
Italy	304,323	1,786	221,762	35,781	23	11.8	0.54%
Japan	80,490	481	72,066	1,540	15	1.9	0.54%
Mexico	715,457	5,408	605,796	75,439	490	10.5	0.64%
Peru	782,695	6,149	636,489	31,870	302	4.1	0.72%
Russia	1,123,976	6,489	930,955	19,867	147	1.8	0.56%
Saudi Arabia	331,857	498	314,793	4,599	30	1.4	0.16%
Singapore	57,654	15	57,333	27	0	0.05	0.03%
South Africa	667,049	1,861	595,589	16,283	77	2.4	0.25%
South Korea	23,455	114	20,978	395	2	1.7	0.42%
Spain	704,209	10,653	N/A	31,118	84	4.4	1.72%
Sweden	90,289	533	N/A	5,878	2	6.5	0.39%
UK	416,363	6,634	N/A	41,902	40	10.1	1.25%
US	6,977,658	44,110	2,710,183	202,798	914	2.9	0.64%

Source: JHU, MNI. N.b Data correct as of 1000BST September 25. Recovery numbers for Belgium, Hong Kong, Spain, Sweden and the UK not available.

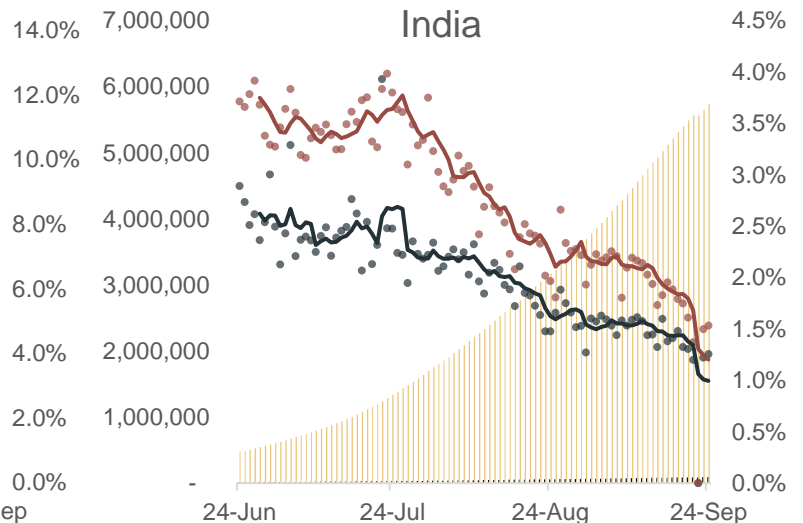
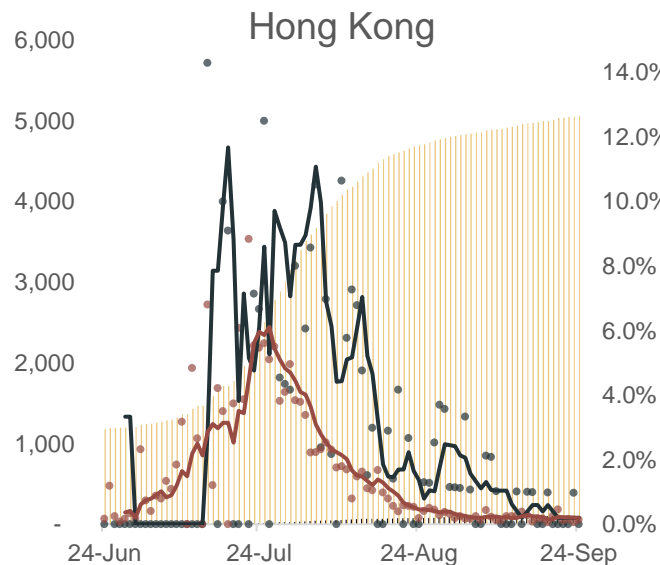
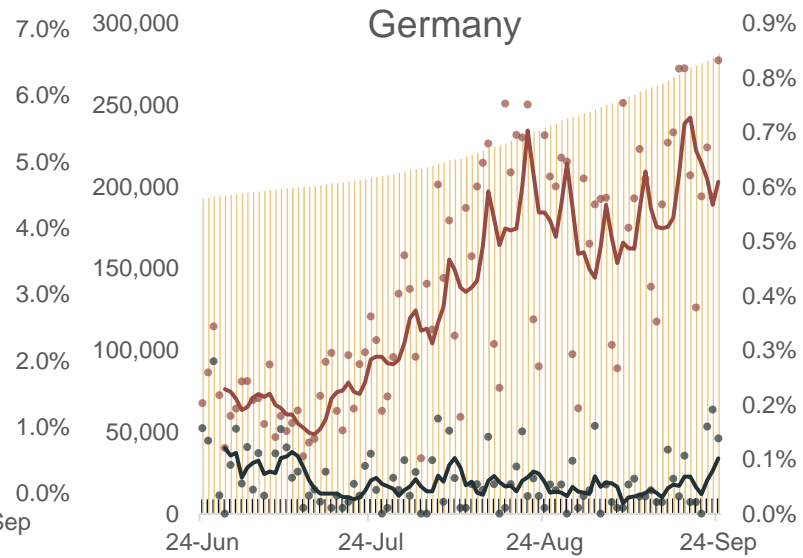
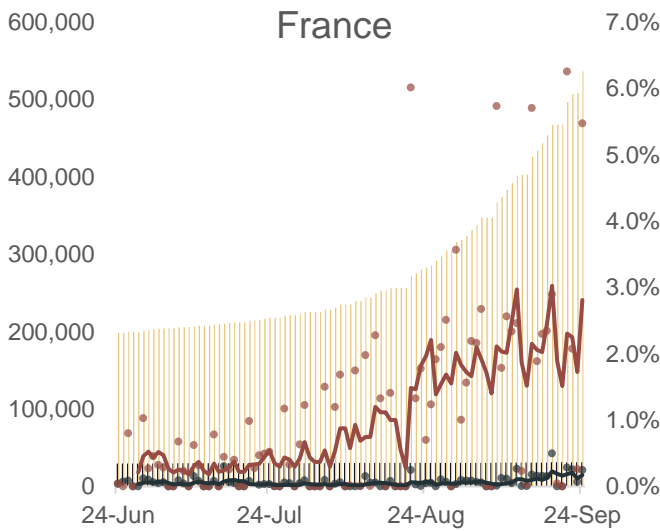
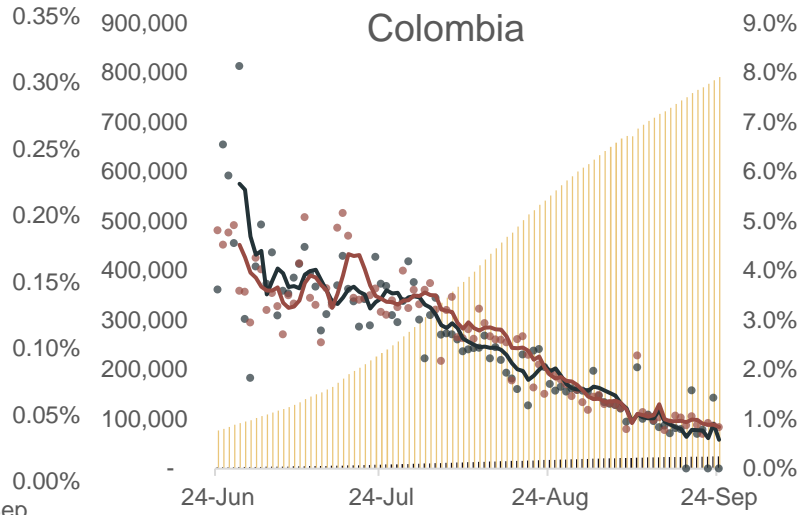
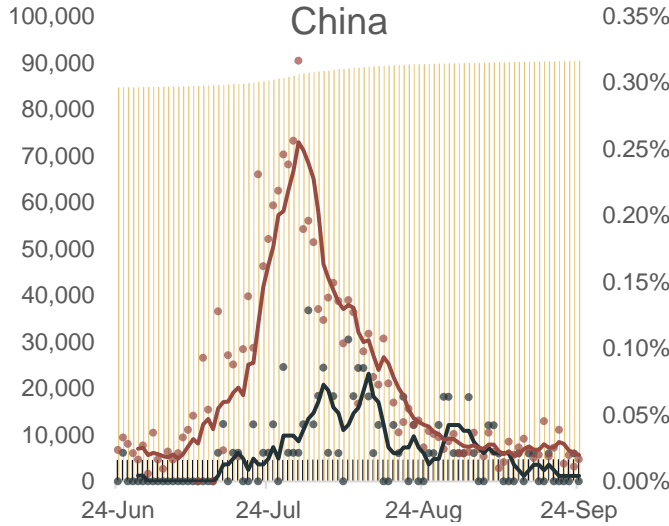
Chart Pack: COVID-19 Cases and Fatalities, Nominal and % Chg Day-to-Day (5dma)

The chart pack below records the number of COVID-19 cases and fatalities resulting from COVID-19 recorded in select countries over the past three months in each respective country. The charts also display the rate of increase in recorded cases and fatalities in each country. **Legend below can be used for all national charts.**

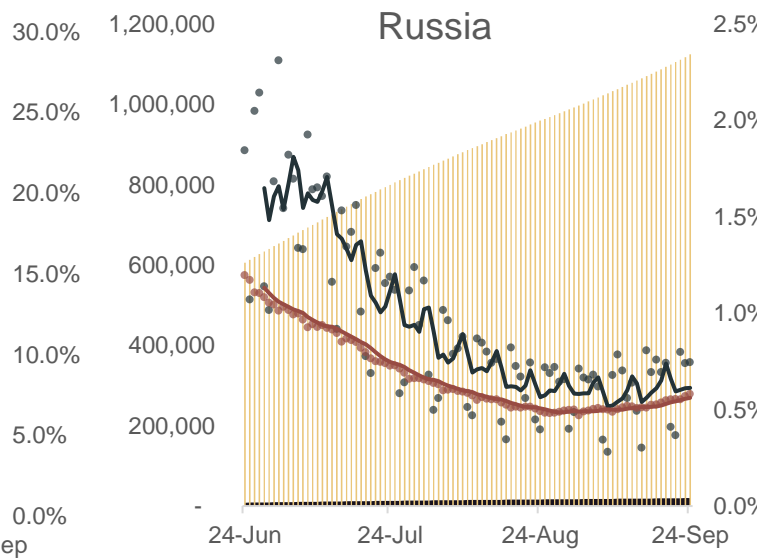
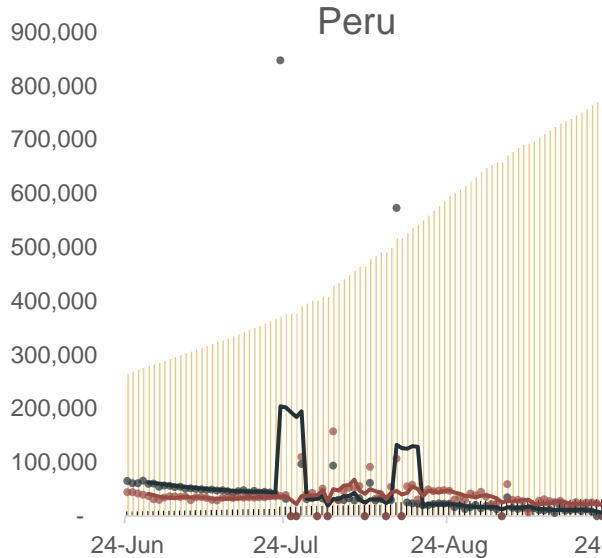
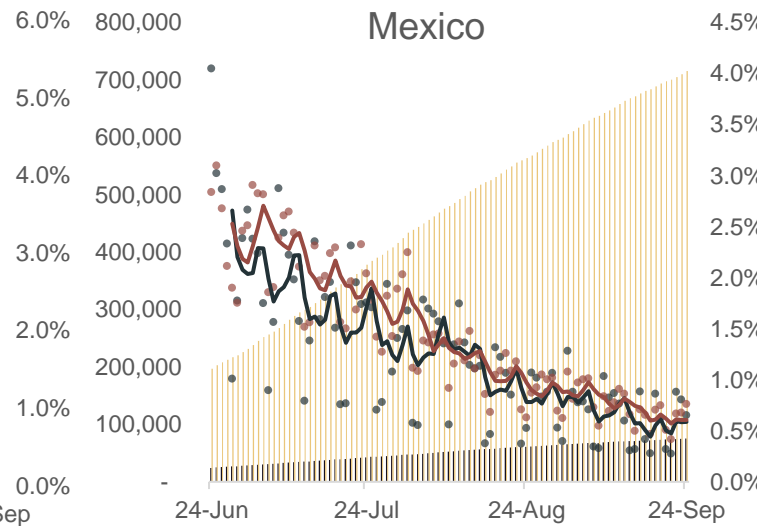
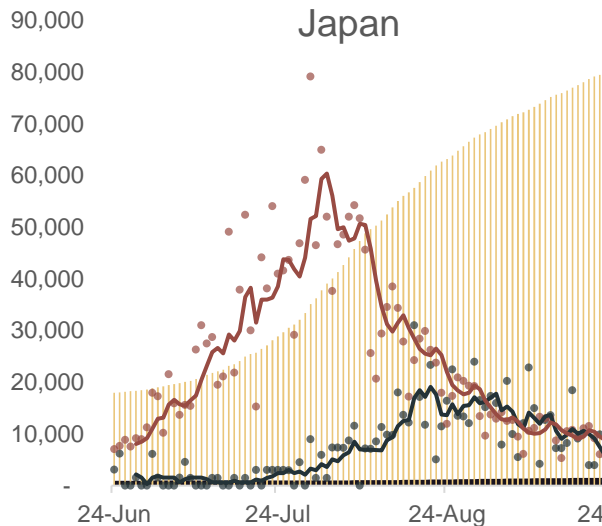
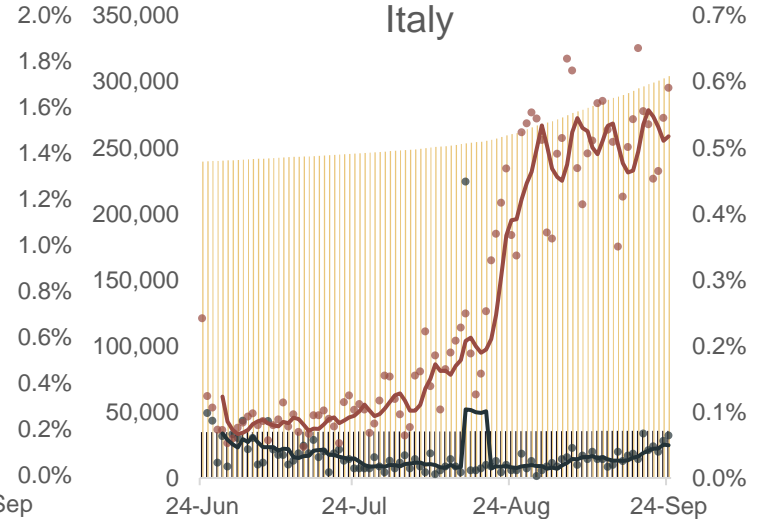
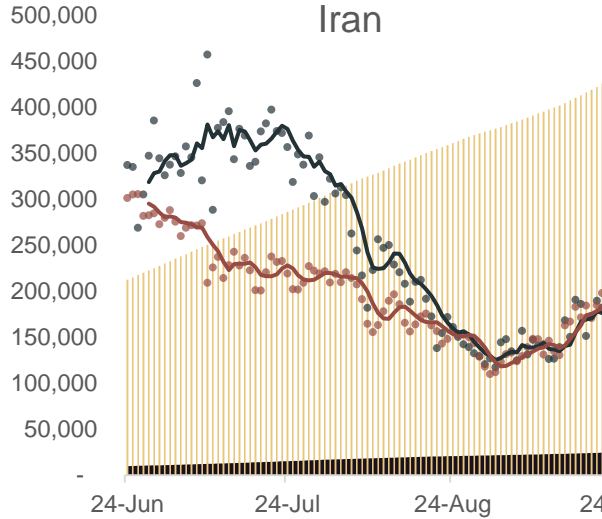
■ Total Fatalities (LHS) ■ Total Cases (LHS) — Fatalities, D-t-D % chg (RHS) — Cases, D-t-D % chg (RHS)



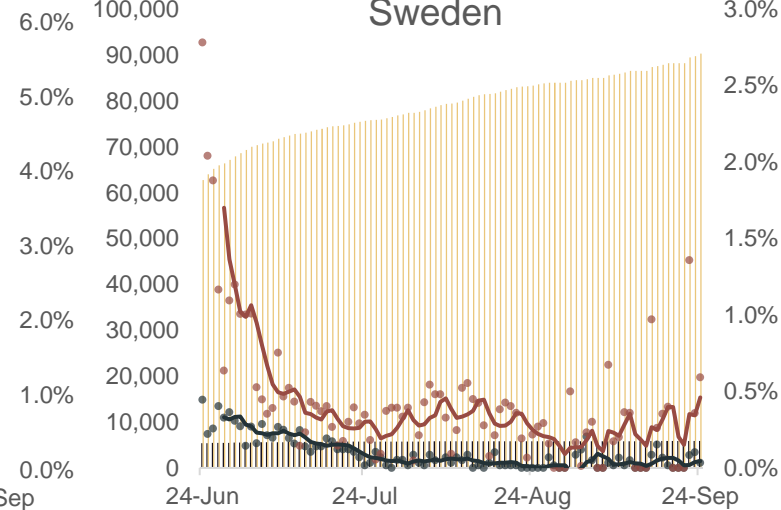
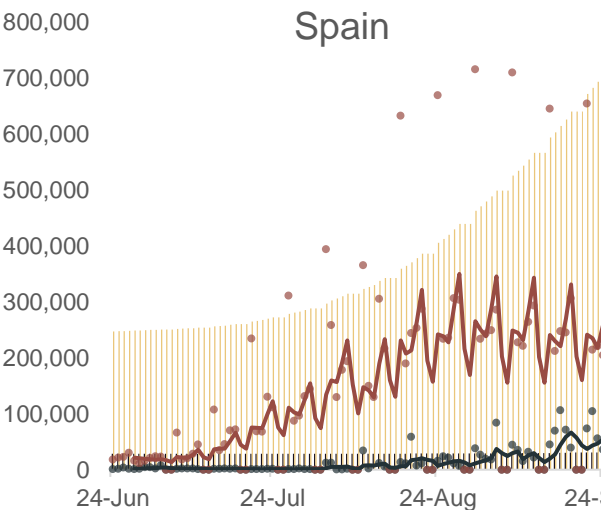
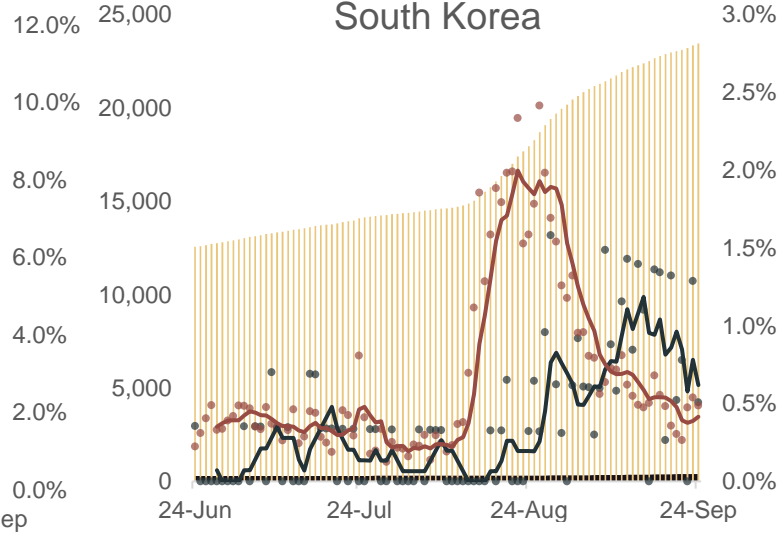
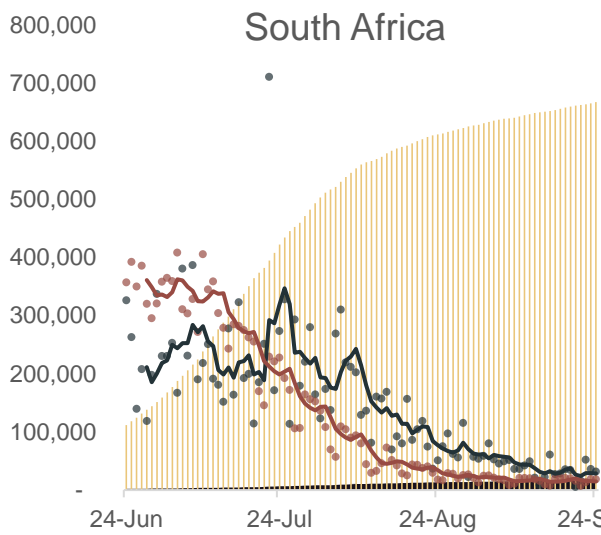
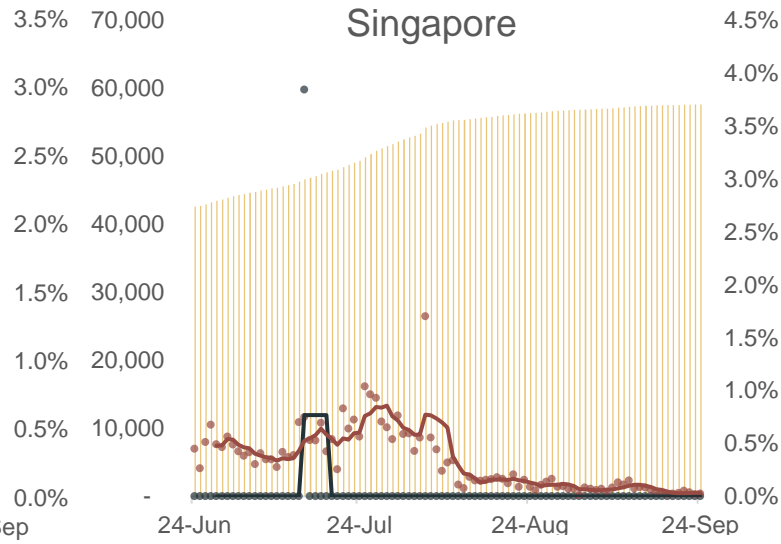
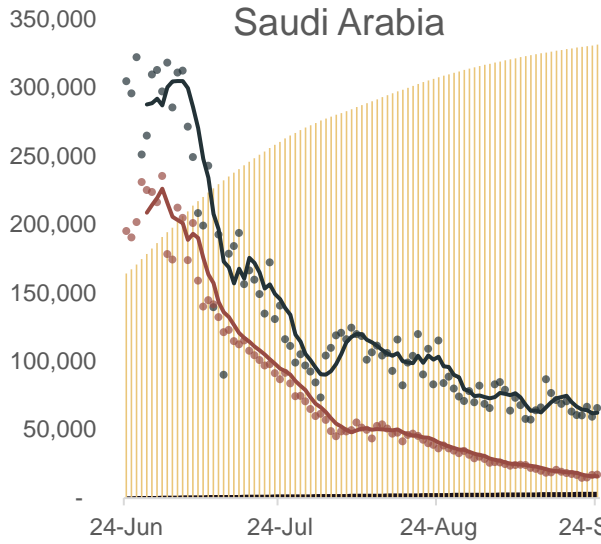
■ Total Fatalities (LHS)
 ■ Total Cases (LHS)
 — Fatalities, D-t-D % chg (RHS)
 — Cases, D-t-D % chg (RHS)

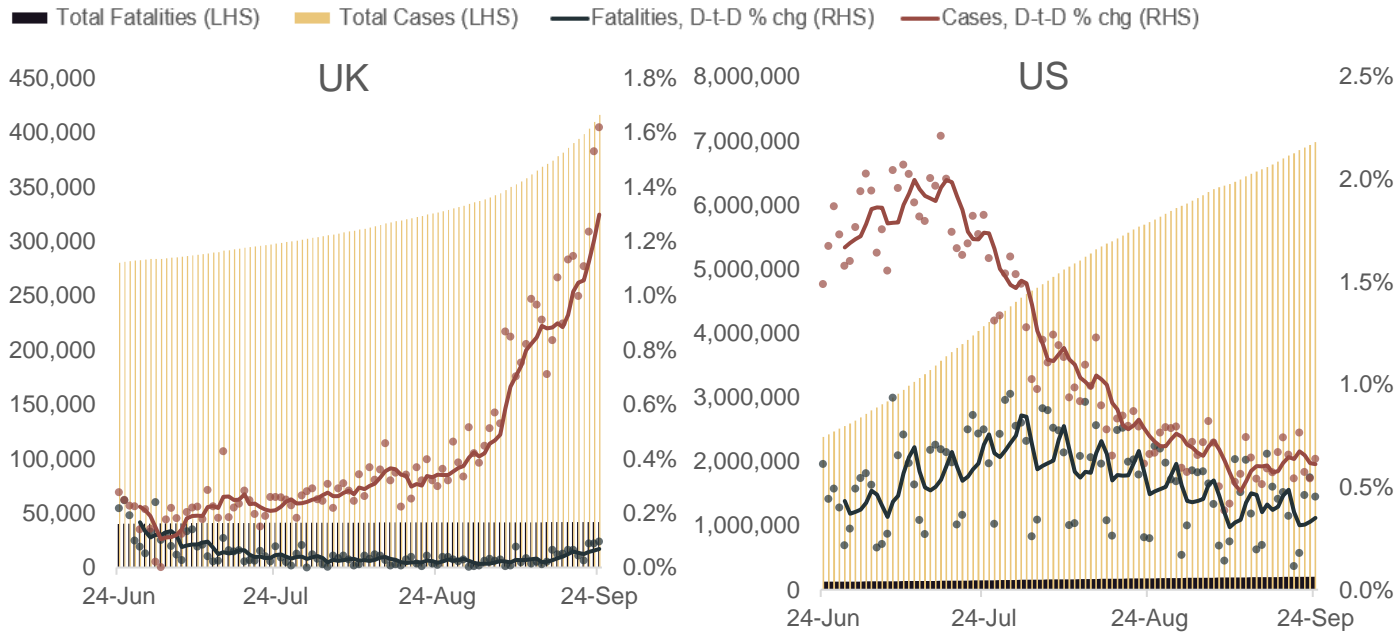


■ Total Fatalities (LHS) ■ Total Cases (LHS) — Fatalities, D-t-D % chg (RHS) — Cases, D-t-D % chg (RHS)



■ Total Fatalities (LHS)
 ■ Total Cases (LHS)
 — Fatalities, D-t-D % chg (RHS)
 — Cases, D-t-D % chg (RHS)





Source: JHU, MNI. N.b Global legend applies to all charts. All data correct as of 0600BST September 25, and represents full-day data submissions, rather than intra-day figures. Each dot indicates the data from a single day.

Chart 2. Countries with 10 Highest Number Of New Cases In Past 24 Hours



Source: JHU, MapChart.net, MNI. N.b. Data from Sep 24. Countries in descending order of new cases: India, Brazil, US, France, Argentina, Spain, Israel, UK, Colombia.

Chart 3. Countries with 10 Highest Number of New Cases Per Capita in Past 24 Hours



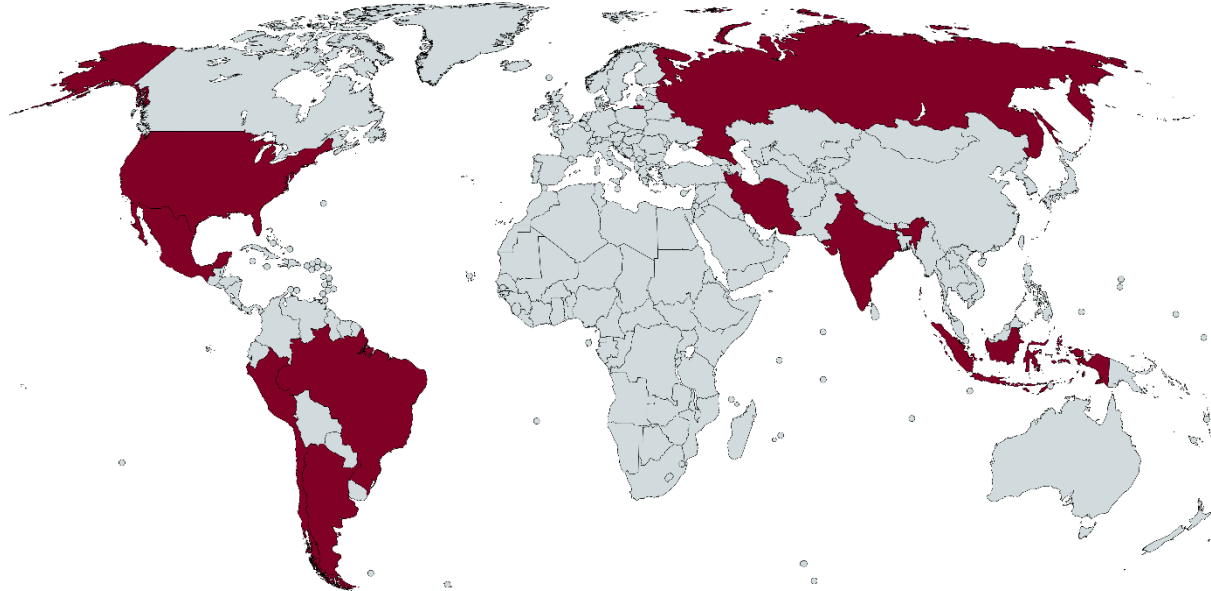
Source: JHU, Mapchart.net, MNI. N.b. Data from Sep 24. Countries in descending order of new cases per capita: Israel, Montenegro, France, Bahrain, Brazil, Argentina, Costa Rica, Czech Republic, Spain, Bahamas. Countries with population below 100k excluded.

Chart 4. Countries with 10 Highest Number of Total Recorded Cases Per 100 Head of Population



Source: JHU, Mapchart.net, MNI. N.b. Data for Sep 23. Countries in descending order of new cases per capita: Qatar, Bahrain, Panama, Israel, Kuwait, Peru, Chile, Brazil, US, Oman. Countries with population below 100k excluded.

Chart 5. Countries with 10 Highest Number Of Fatalities In Past 24 Hours



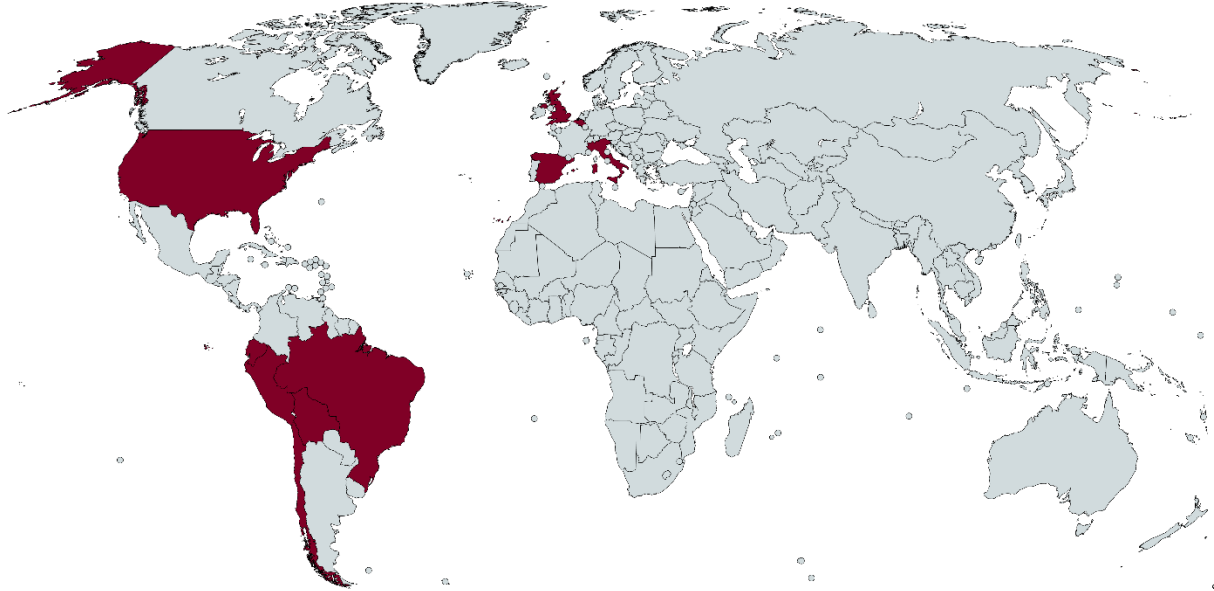
Source: JHU, Mapchart.net, MNI. N.b. Data from Sep 24. Countries in descending order of fatalities in past 24 hours: Brazil, India, U Mexico, Argentina, Peru, Iran, Russia, Indonesia, Chile.

Chart 6. Countries with 10 Highest Number of Fatalities Per Capita in Past 24 Hours



Source: JHU, Mapchart.net, MNI. N.b. Data from Sep 24. Countries in descending order of fatalities per capita: Bahamas, Rwanda, Peru, Argentina, Brazil, Chile, Israel, Montenegro, Malta, Mexico. Countries with population below 100k excluded.

Chart 7. Countries with 10 Highest Number of Total Recorded Fatalities Per 100 Head of State's Population



Source: JHU, Mapchart.net, MNI. N.b. Data from September 24. Countries in descending order of fatalities per capita: Peru, Belgium, Spain, Bolivia, Brazil, Chile, Ecuador, UK, US, Italy. Countries with population below 100k excluded.