

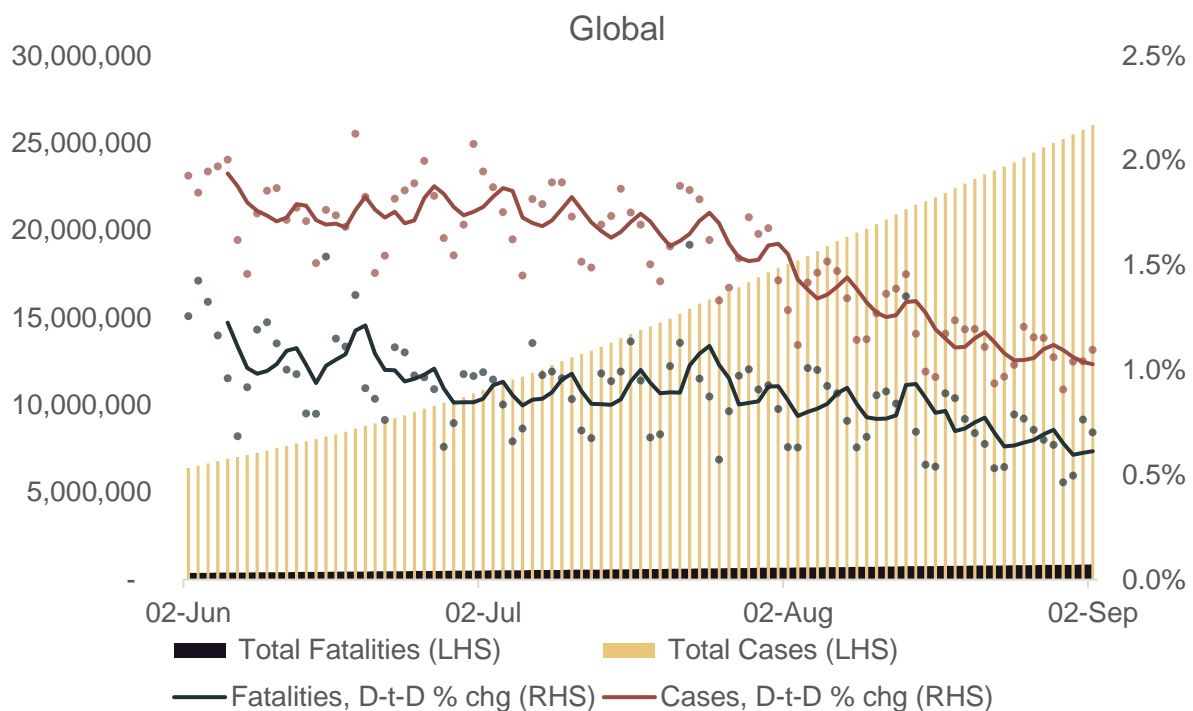
# MNI POLITICAL RISK ANALYSIS – Global COVID-19 Tracker – September 3

by Tom Lake

## COVID-19 Trends and Developments

- Over the seven-day period from August 27 to September 2, Spain registered its highest ever number of new COVID-19 cases, with an average of 8,529 new cases per day in that week. The average 1.9% day-on-day increase in cases in that period is the highest since the week ending April 23.
- The Czech Republic recorded a new 24-hour high for new COVID-19 cases on September 2, with 656 added to the total. The country's overall number of cases remains low by regional standards, at 25,773 resulting in 425 fatalities. It should be noted, though, that the Czech Republic's increase on September 2 in per capita terms at 6.1/100k population was higher than some of the world's most hard-hit countries such as India, South Africa, and Mexico.
- Norway registered 163 new cases on September 2, its highest 24-hour case total since April 7. The country's case total stands at 11,034, lower than fellow Nordics Sweden and Denmark, but higher than Finland's.
- Ukraine recorded its highest 24-hour fatality total from COVID-19 on September 2, with 51 fatalities attributed to the virus, while also registering its largest average daily increase (2,311) in the 7-day period ending September 2. Ukraine has 2,705 COVID-19 fatalities from 128,883 recorded cases.

**Chart 1. COVID-19 Cases and Fatalities, Nominal and % Chg Day-to-Day (5dma)**



Source: JHU, MNI. As of 0600BST September 3. N.b. Each dot represents a single day's figures, data for past three months

**Table 1. COVID-19 Data Table**

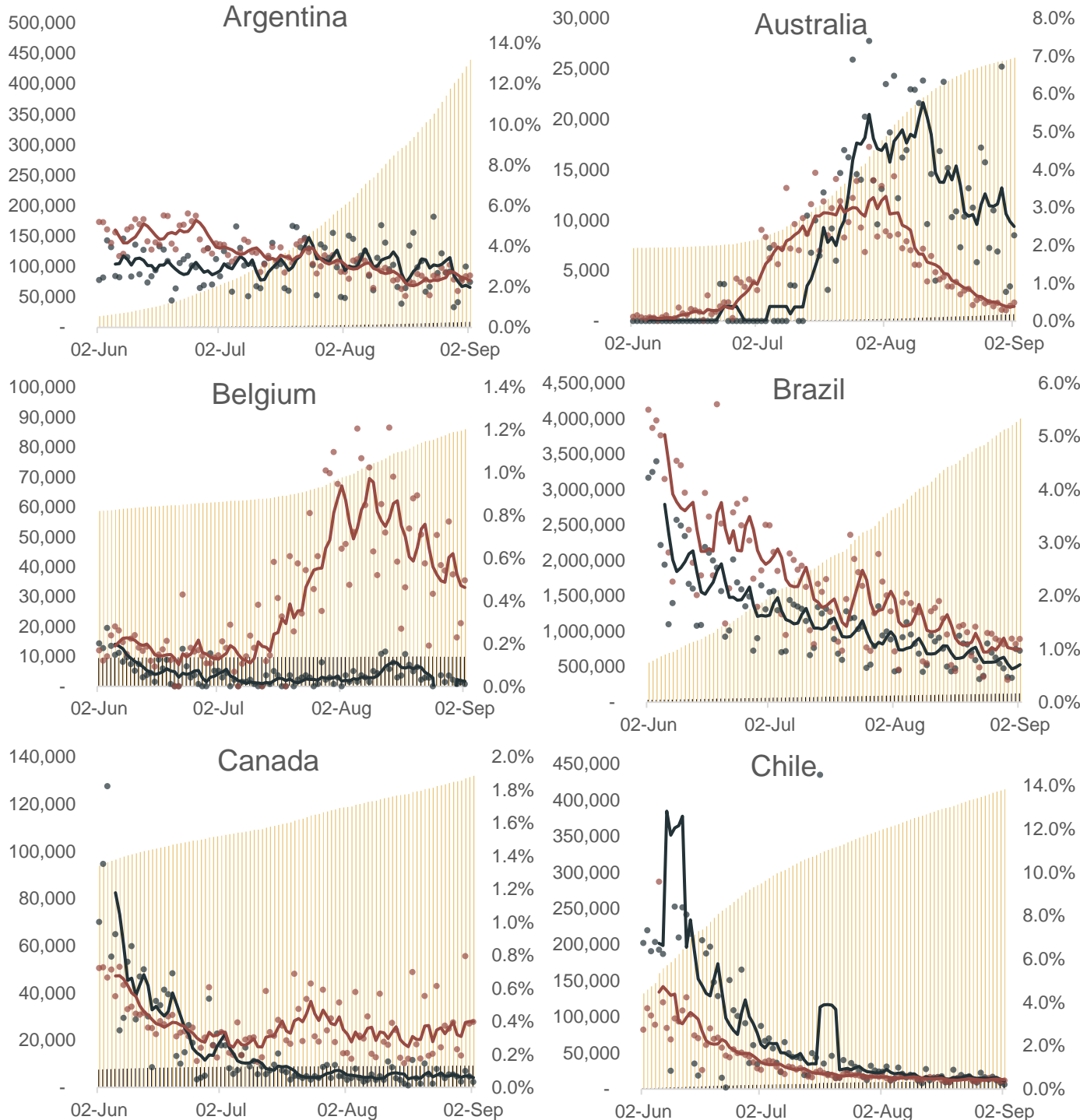
Country	Confirmed Cases	New Cases Last Week	Recovered	Deceased	Fatalities in Past Week	Mortality Rate (per 100 recorded cases)	Rate of Increase in Cases (7-day average)
<b>Global</b>	26,031,410	1,857,822	17,304,650	863,028	37,367	3.3	1.05%
<b>Argentina</b>	439,172	68,984	315,530	9,118	1,279	2.1	2.43%
<b>Australia</b>	26,049	727	21,910	678	106	2.6	0.39%
<b>Belgium</b>	85,911	2,881	N/A	9,898	19	11.5	0.48%
<b>Brazil</b>	3,997,865	280,709	3,387,309	123,780	6,115	3.1	1.02%
<b>Canada</b>	131,941	3,561	116,866	9,182	41	7.0	0.40%
<b>Chile</b>	414,739	12,374	387,683	11,344	354	2.7	0.43%
<b>China</b>	89,953	169	84,695	4,727	14	5.3	0.03%
<b>Colombia</b>	633,321	61,078	479,567	20,345	2,161	3.2	1.42%
<b>France</b>	331,060	39,686	87,418	30,692	143	9.3	1.80%
<b>Germany</b>	247,411	8,401	220,730	9,322	37	3.8	0.47%
<b>Hong Kong</b>	4,830	96	N/A	93	14	1.9	0.26%
<b>India</b>	3,853,406	543,172	2,970,492	67,376	6,904	1.7	2.17%
<b>Iran</b>	378,752	13,146	326,801	21,797	777	5.8	0.49%
<b>Italy</b>	271,515	8,975	208,201	35,497	39	13.1	0.47%
<b>Japan</b>	69,619	4,840	58,108	1,327	97	1.9	0.98%
<b>Mexico</b>	610,957	37,069	504,541	65,816	3,740	10.8	0.87%
<b>Peru</b>	657,129	49,747	480,177	29,068	1,067	4.4	1.16%
<b>Russia</b>	1,001,965	33,668	824,783	17,365	727	1.7	0.49%
<b>Saudi Arabia</b>	317,486	6,650	292,510	3,956	201	1.2	0.30%
<b>Singapore</b>	56,860	365	55,891	27	0	0.05	0.08%
<b>South Africa</b>	630,595	14,894	553,456	14,389	887	2.3	0.33%
<b>South Korea</b>	20,644	1,938	15,529	329	16	8.0	1.32%
<b>Spain</b>	479,554	59,705	N/A	29,194	223	6.1	1.87%
<b>Sweden</b>	84,532	708	N/A	5,820	4	6.9	0.11%
<b>UK</b>	338,676	9,830	N/A	41,514	49	12.3	0.41%
<b>US</b>	6,113,510	291,691	2,231,757	185,720	6,046	3.0	0.69%

Source: JHU, MNI. N.b As of 1020BST September 3. Recovery numbers for Belgium, Hong Kong, Spain, Sweden and the UK not available.

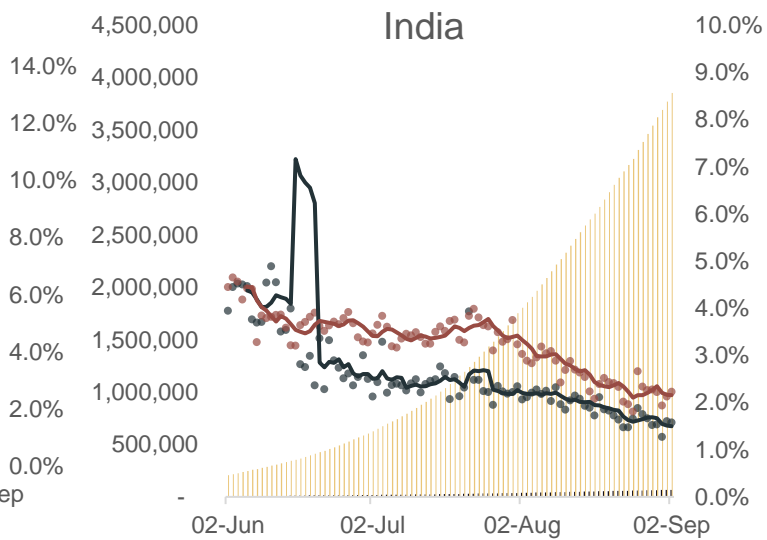
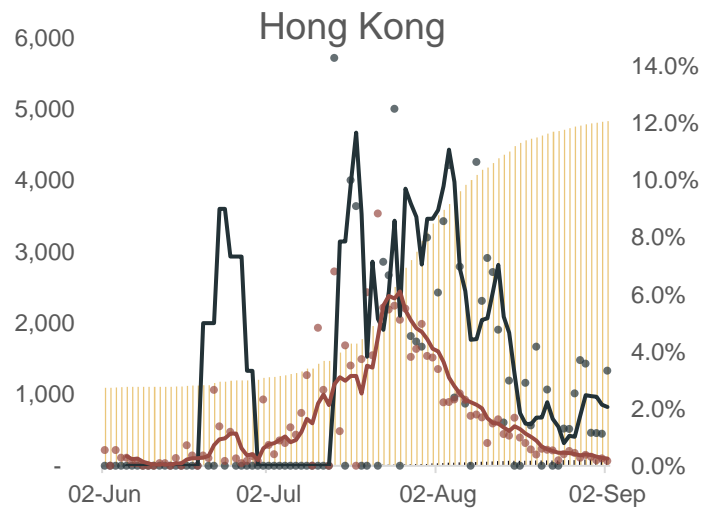
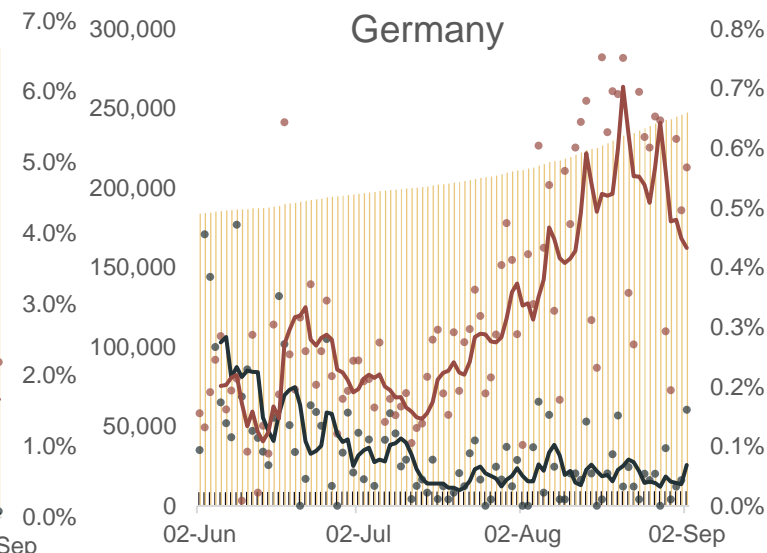
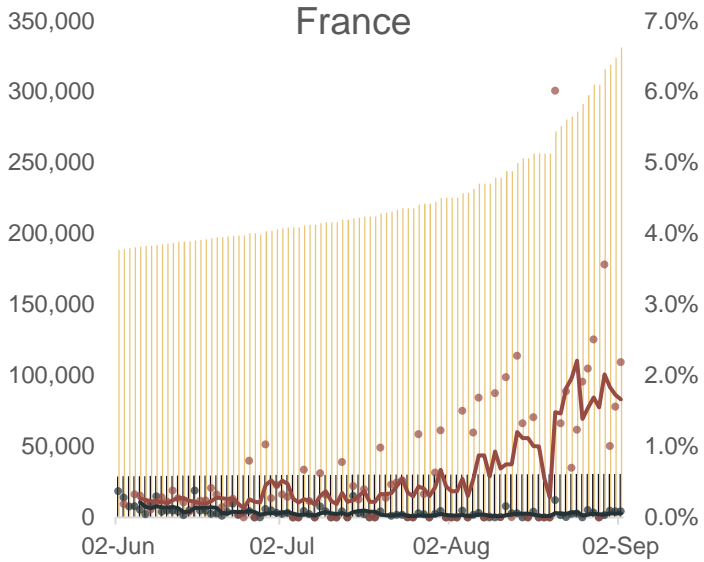
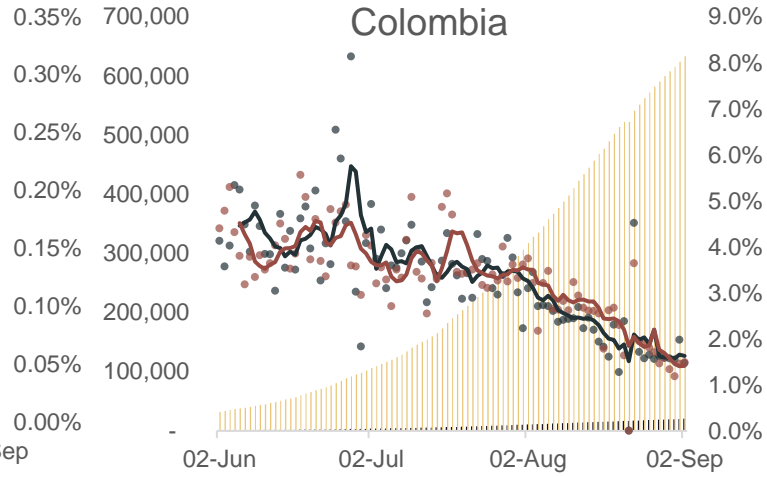
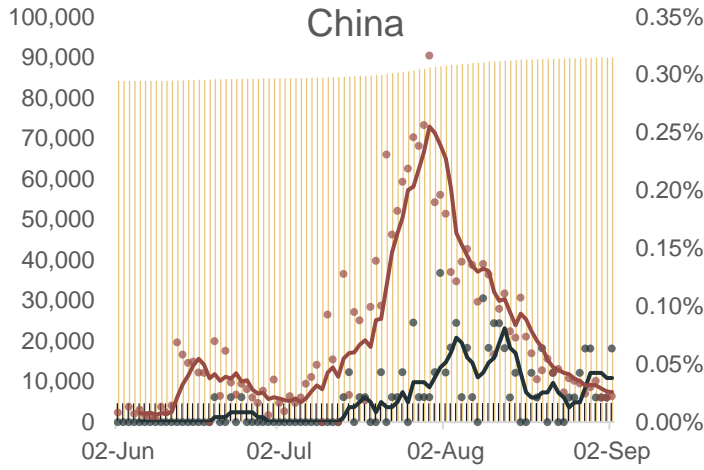
**Chart Pack: COVID-19 Cases and Fatalities, Nominal and % Chg Day-to-Day (5dma)**

The chart pack below records the number of COVID-19 cases and fatalities resulting from COVID-19 recorded in select countries over the past three months in each respective country. The charts also display the rate of increase in recorded cases and fatalities in each country. **Legend below can be used for all national charts.**

■ Total Fatalities (LHS) ■ Total Cases (LHS) — Fatalities, D-t-D % chg (RHS) — Cases, D-t-D % chg (RHS)

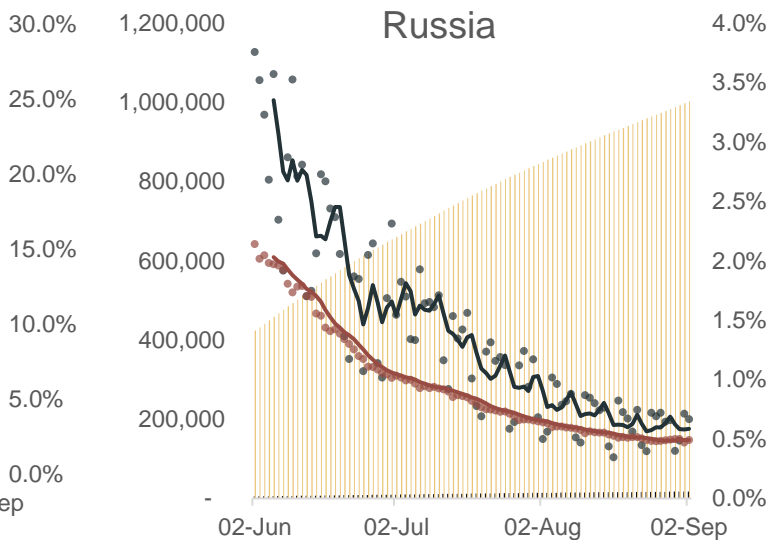
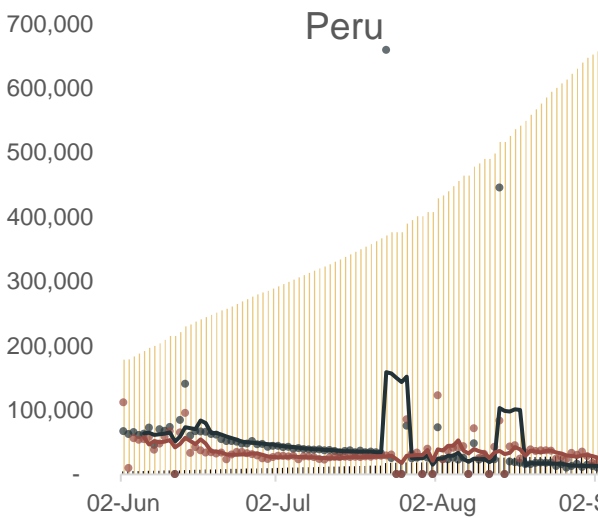
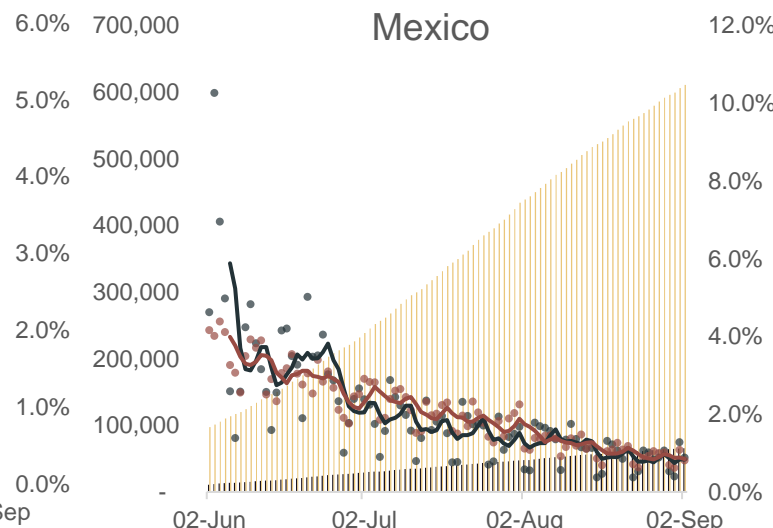
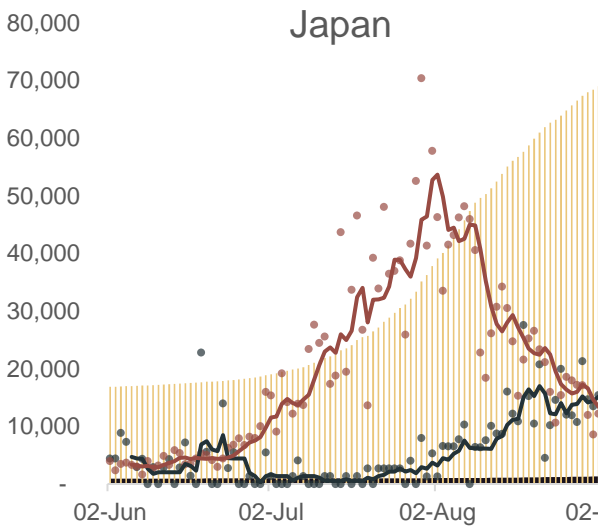
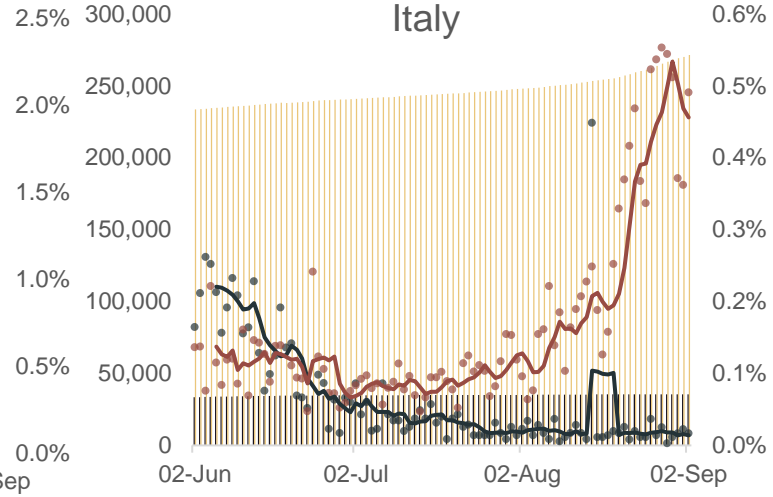
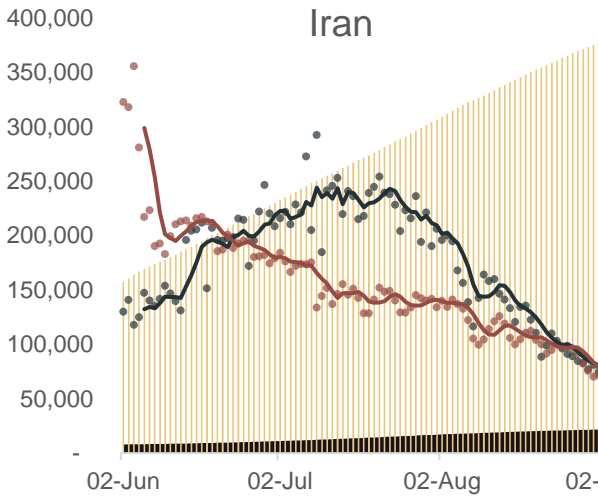


■ Total Fatalities (LHS) ■ Total Cases (LHS) — Fatalities, D-t-D % chg (RHS) — Cases, D-t-D % chg (RHS)

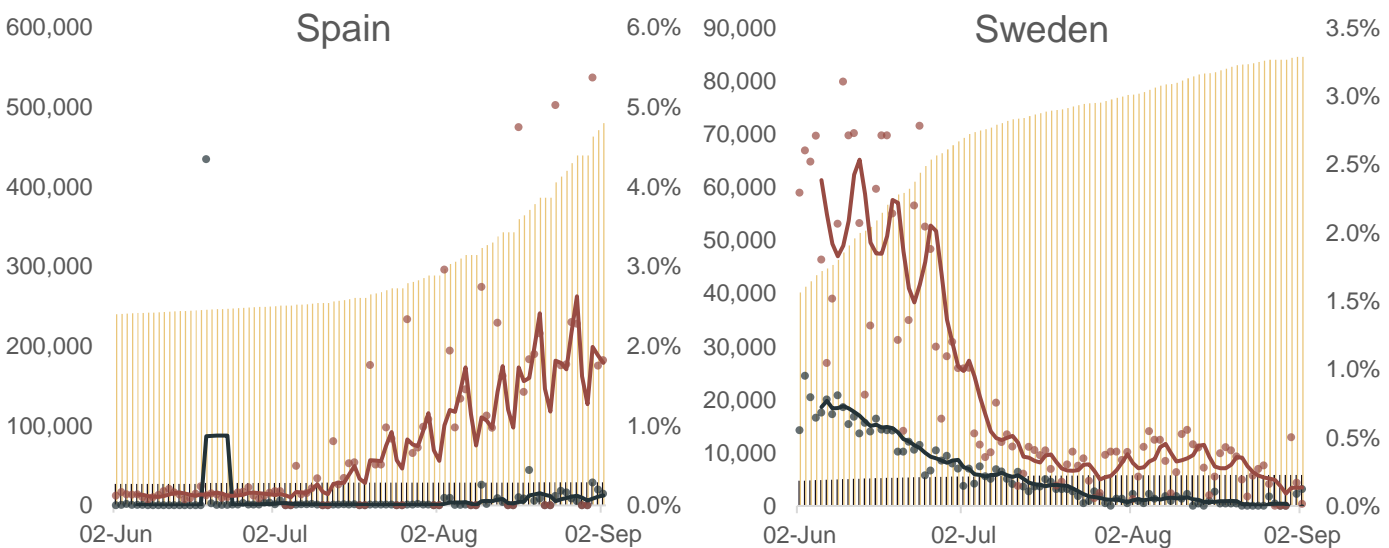
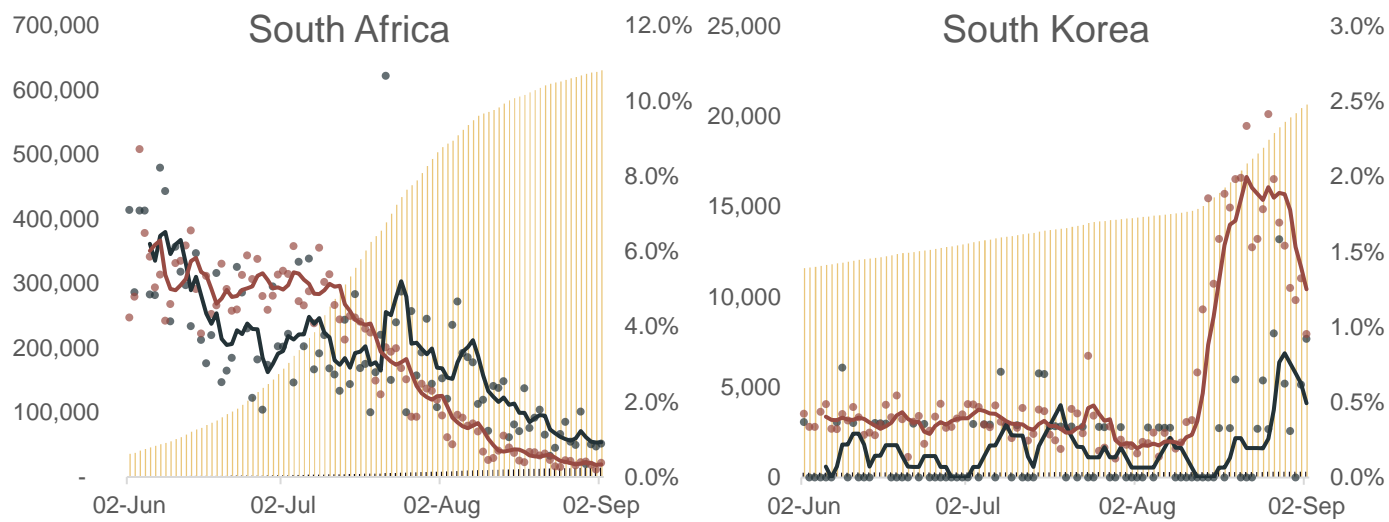
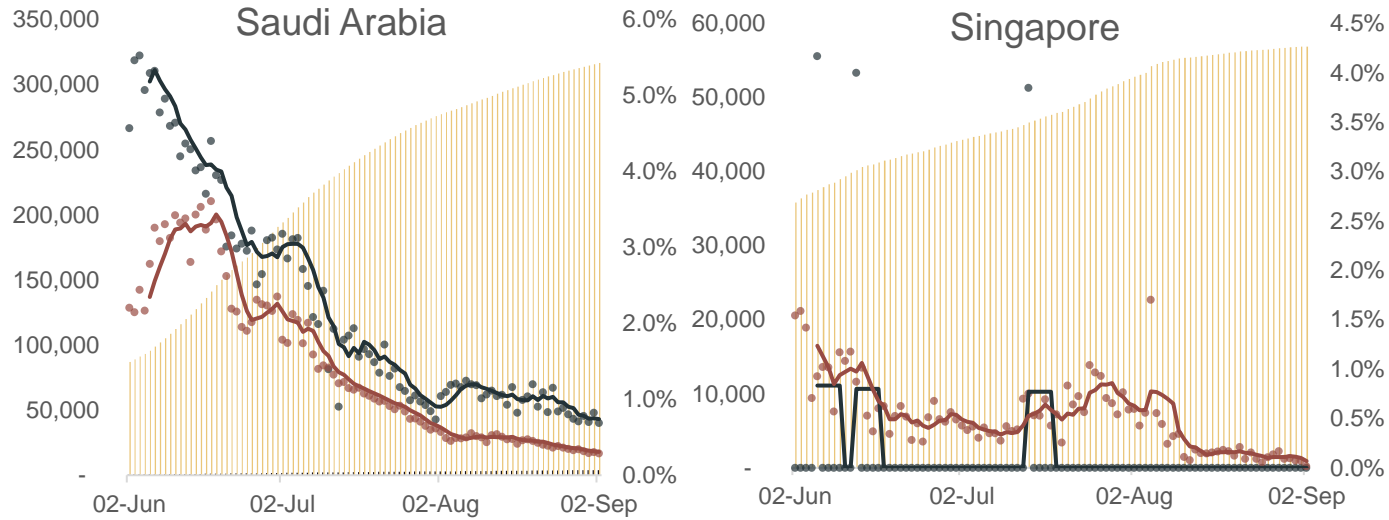


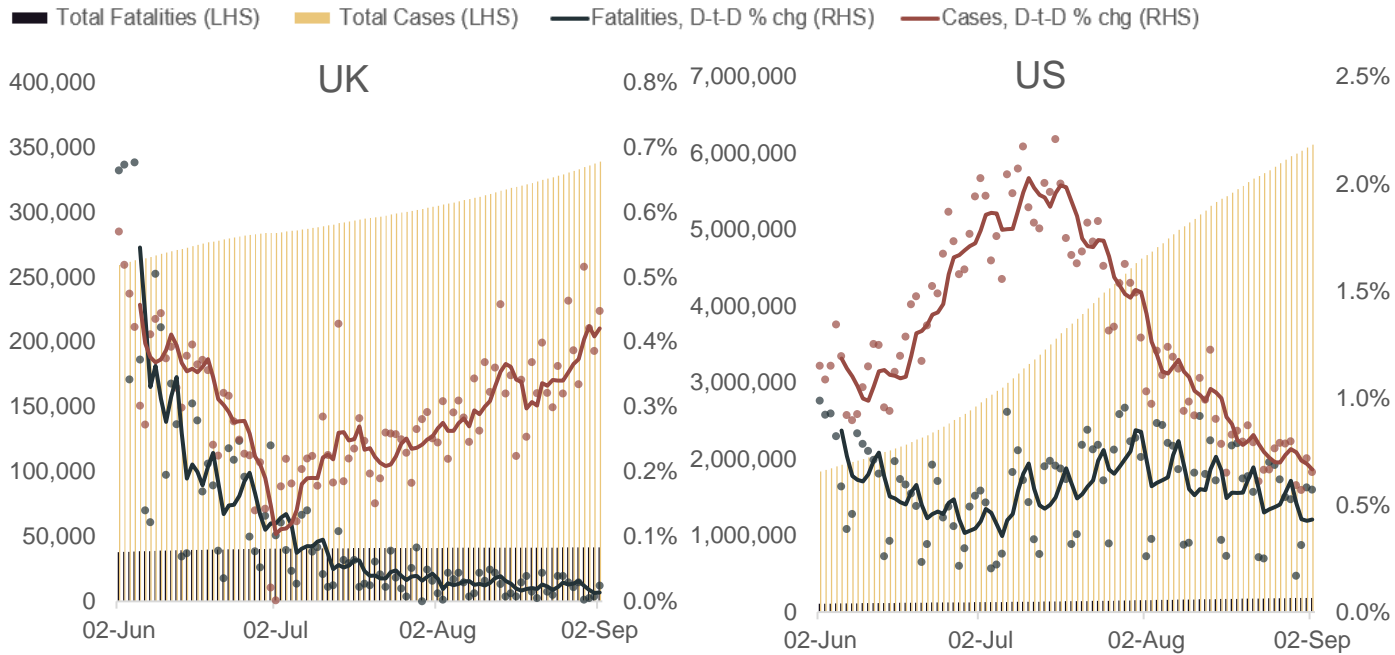


■ Total Fatalities (LHS) ■ Total Cases (LHS) — Fatalities, D-t-D % chg (RHS) — Cases, D-t-D % chg (RHS)



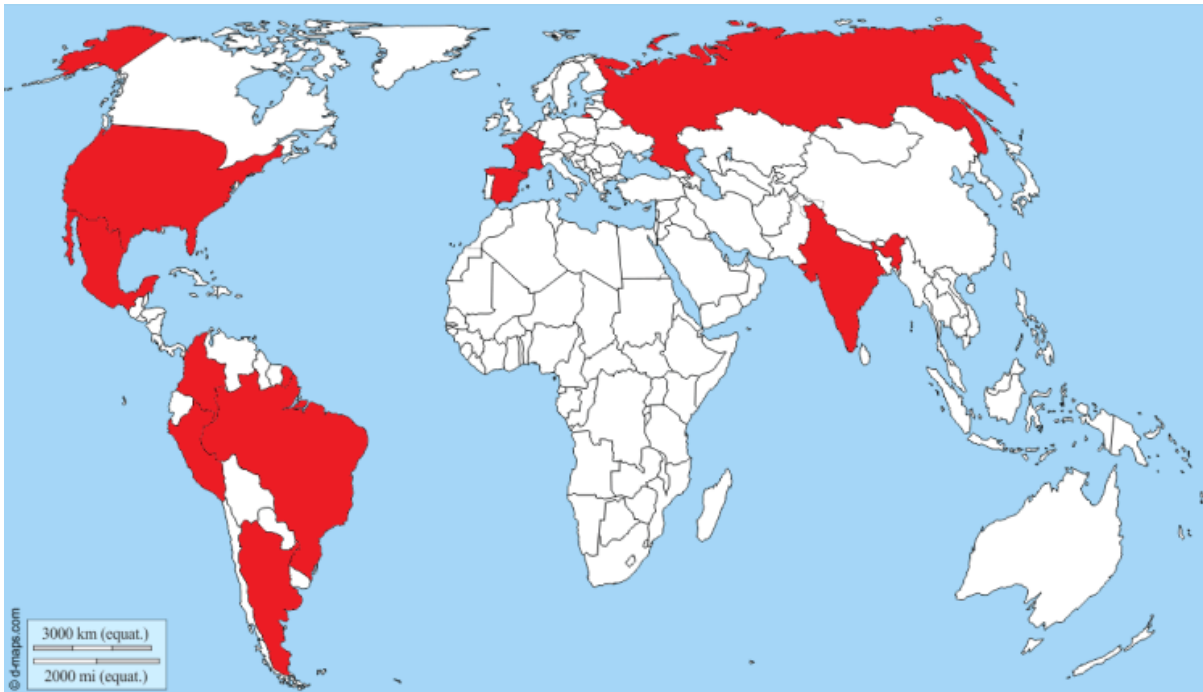
■ Total Fatalities (LHS)   
 ■ Total Cases (LHS)   
 — Fatalities, D-t-D % chg (RHS)   
 — Cases, D-t-D % chg (RHS)





Source: JHU, MNI. N.b Global legend applies to all charts. All data correct as of 0600BST September 3, and represents full-day data submissions, rather than intra-day figures. Each dot indicates the data from a single day.

**Chart 2. Countries with 10 Highest Number Of New Cases In Past 24 Hours**



Source: JHU, MNI. N.b. Data from Sep 2. Countries in descending order of new cases: India, Brazil, US, Argentina, Colombia, Spain, France, Peru, Mexico, Russia.

**Chart 3. Countries with 10 Highest Number of New Cases Per Capita in Past 24 Hours**



Source: JHU, MNI. N.b. Data from Sep 2. Countries in descending order of new cases per capita: Israel, Maldives, Argentina, Brazil, Costa Rica, Bahrain, Luxembourg, Spain, Colombia, Montenegro. Countries with population below 100k excluded.

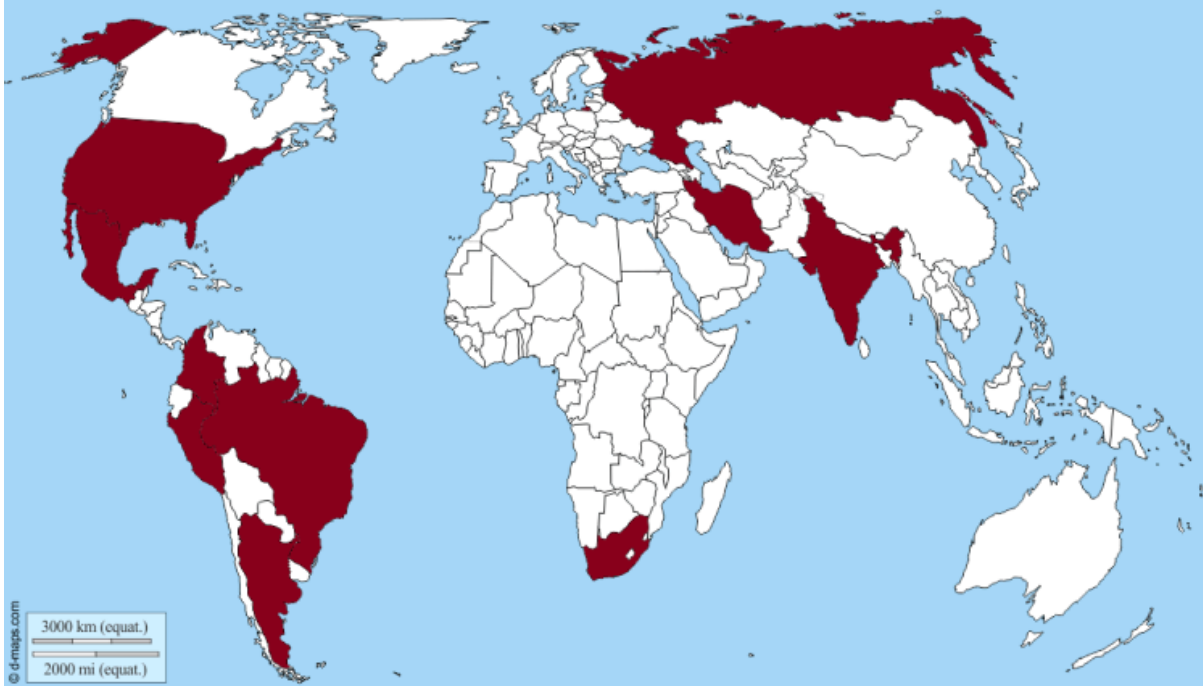
**Chart 4. Countries with 10 Highest Number of Total Recorded Cases Per 100 Head of State's Population**



Source: JHU, MNI. N.b. Data for Sep 2. Countries in descending order of new cases per capita: Qatar, Bahrain, Panama, Chile, Kuwait, Peru, Brazil, US, Oman, Maldives. Countries with population below 100k excluded.



**Chart 5. Countries with 10 Highest Number Of Fatalities In Past 24 Hours**



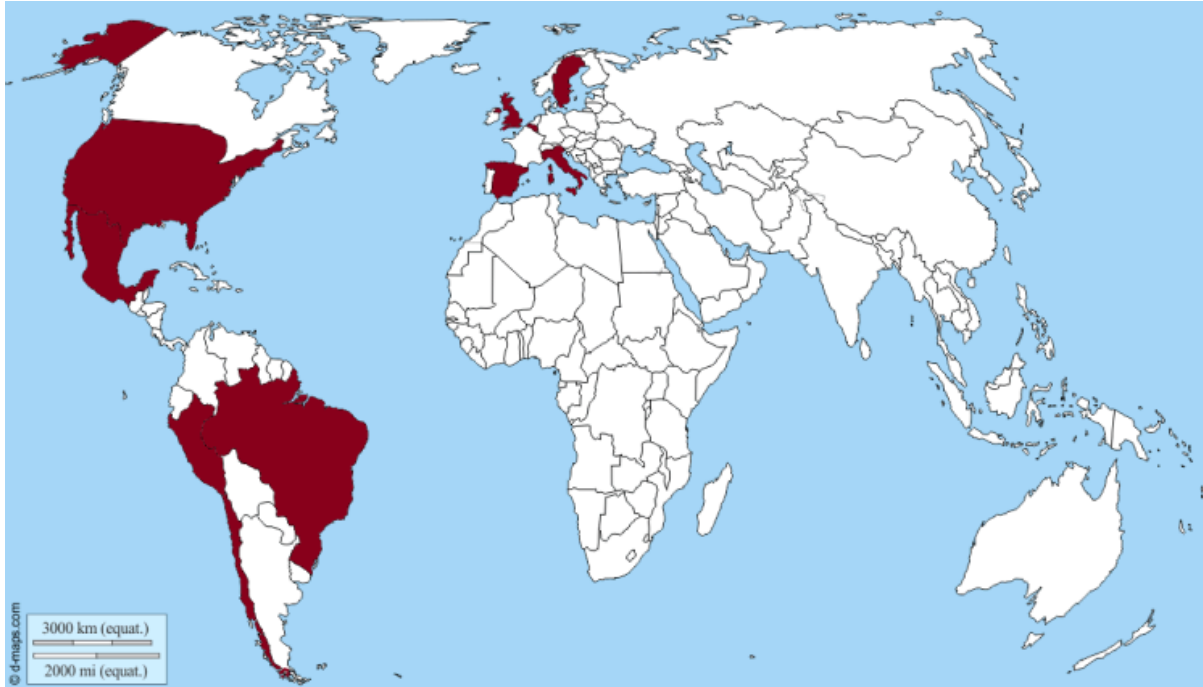
Source: JHU, MNI. N.b. Data from Sep 2. Countries in descending order of fatalities in past 24 hours: Brazil, US, India, Mexico, Colombia, Argentina, South Africa, Iran, Peru, Russia.

**Chart 6. Countries with 10 Highest Number of Fatalities Per Capita in Past 24 Hours**



Source: JHU, MNI. N.b. Data from Sep 2. Countries in descending order of fatalities per capita: Bolivia, Colombia, Brazil, Mexico, Argentina, Congo-Brazzaville, Moldova, Peru, Honduras, US. Countries with population below 100k excluded.

**Chart 7. Countries with 10 Highest Number of Total Recorded Fatalities Per 100 Head of State's Population**



Source: JHU, MNI. N.b. Data from September 2. Countries in descending order of fatalities per capita: Peru, Belgium, Spain, UK, Chile, Italy, Brazil, Sweden, US, Mexico. Countries with population below 100k excluded.