

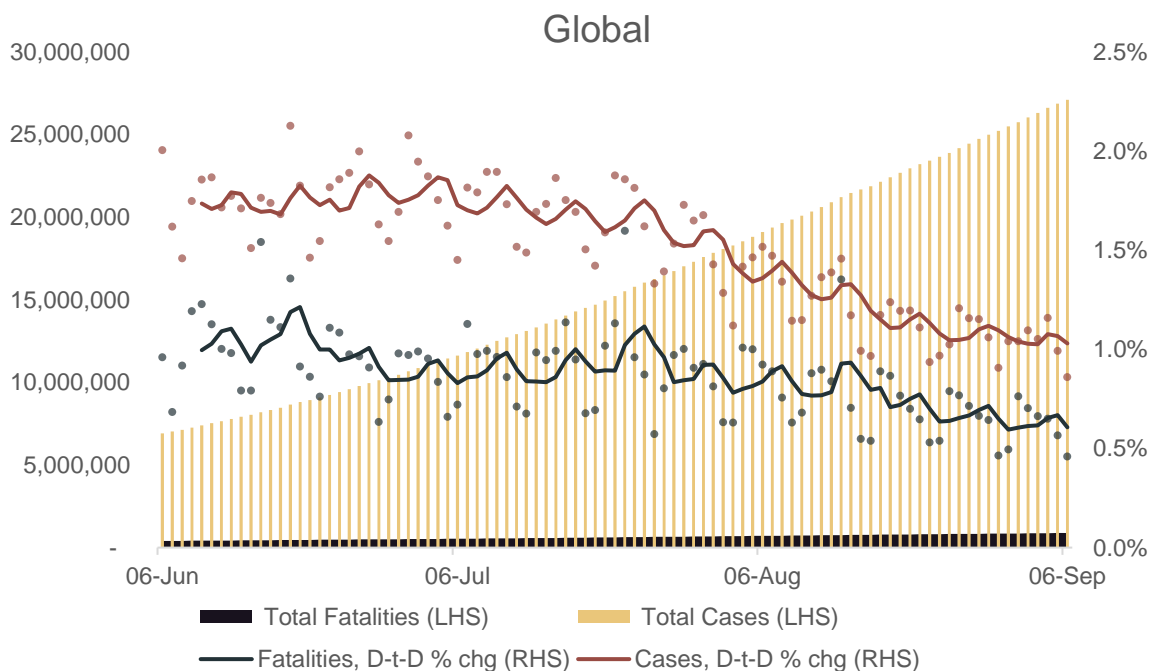
# MNI POLITICAL RISK ANALYSIS – Global COVID-19 Tracker – September 7

by Tom Lake

## COVID-19 Trends and Developments

- India's total COVID-19 caseload increased by a record 90,802 on September 6, lifting the country's total number of cases to 4.20mn. This now exceeds Brazil's case total of 4.14mn, putting India in second place globally in the number of registered cases behind only the United States. Indian health authorities also recorded the country's highest number of fatalities in a 24 hour period on September 6, with 71,642 added to the total.
- The United Kingdom recorded 2,988 new cases on September 6, the highest single day total since May 19. The UK is in the midst of a spike in new cases, with four-figure increases registered on 13 of the past 14 days. This comes after a period of 25 days between July 15 and August 8 with no four-figure daily increases. At present, the country's new fatalities remain low, with 41 recorded in the past week.
- Brazil records 447 fatalities from COVID-19 on September 6, the country's lowest 24 hour total since April 5. Even with the number coming in at a multi-month low, Brazil's new case and fatality numbers from coronavirus remain some of the highest in the world. The country recorded the third-highest number of fatalities globally on September 6. In per capita terms this was the 12<sup>th</sup>-highest globally in the past 24 hours.

**Chart 1. COVID-19 Cases and Fatalities, Nominal and % Chg Day-to-Day (5dma)**



Source: JHU, MNI. As of 0600BST September 7. N.b. Each dot represents a single day's figures, data for past three months

**Table 1. COVID-19 Data Table**

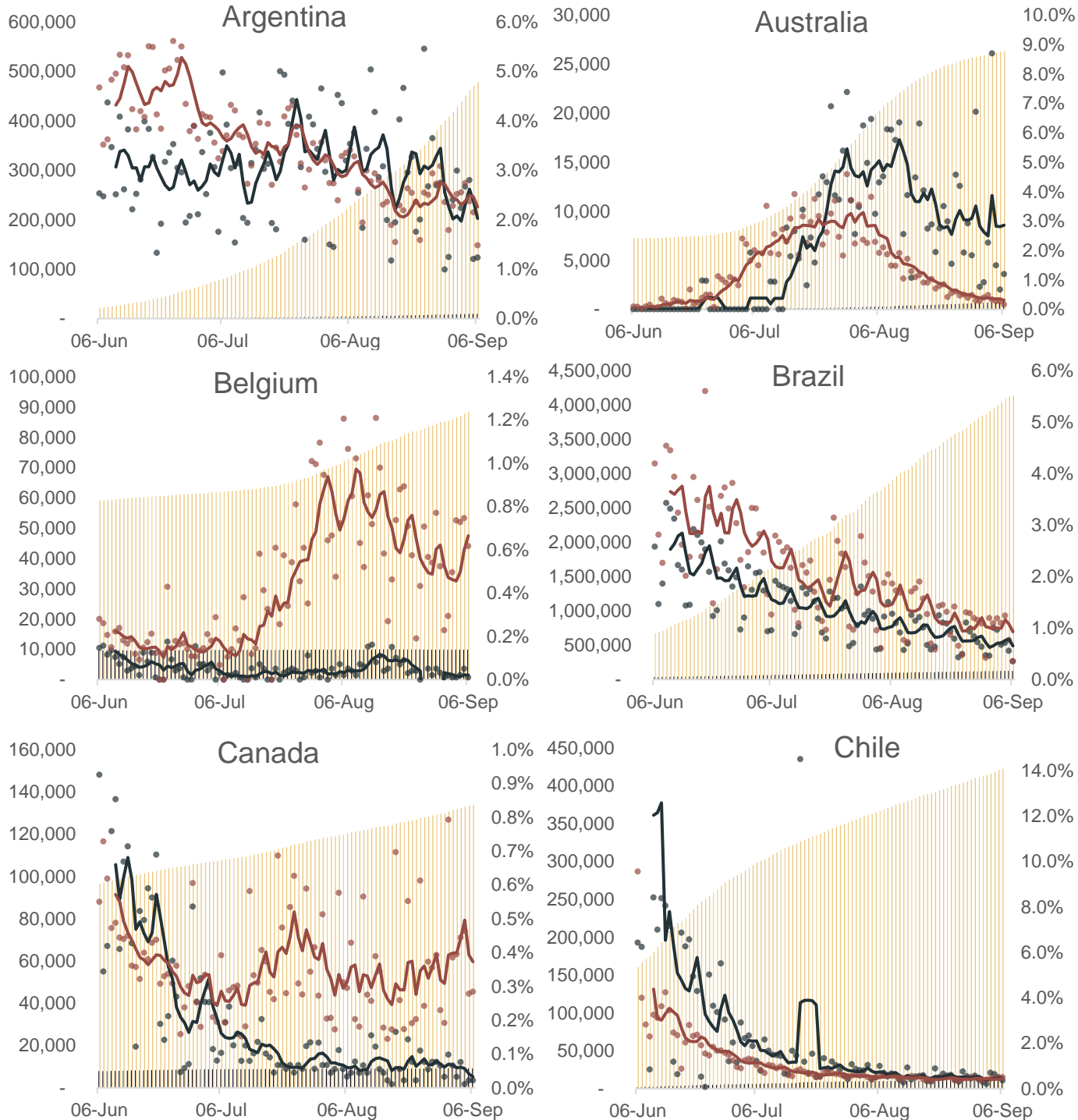
| Country             | Confirmed Cases | New Cases Last Week | Recovered  | Deceased | Fatalities in Past Week | Mortality Rate (per 100 recorded cases) | Rate of Increase in Cases (7-day average) |
|---------------------|-----------------|---------------------|------------|----------|-------------------------|---|---|
| <b>Global</b>       | 27,103,845      | 1,881,136           | 18,145,299 | 883,339  | 31,653                  | 3.3                                     | 1.03%                                     |
| <b>Argentina</b>    | 478,792         | 70,366              | 349,132    | 9,859    | 1,090                   | 2.1                                     | 2.30%                                     |
| <b>Australia</b>    | 26,321          | 575                 | 22,601     | 762      | 137                     | 2.9                                     | 0.32%                                     |
| <b>Belgium</b>      | 88,367          | 3,325               | N/A        | 9,907    | 13                      | 11.2                                    | 0.60%                                     |
| <b>Brazil</b>       | 4,137,521       | 275,210             | 3,522,155  | 126,650  | 5,110                   | 3.1                                     | 0.96%                                     |
| <b>Canada</b>       | 133,890         | 4,002               | 118,192    | 9,194    | 34                      | 6.9                                     | 0.37%                                     |
| <b>Chile</b>        | 422,510         | 12,536              | 394,399    | 11,592   | 290                     | 2.7                                     | 0.43%                                     |
| <b>China</b>        | 90,058          | 163                 | 84,873     | 4,730    | 10                      | 5.3                                     | 0.03%                                     |
| <b>Colombia</b>     | 666,521         | 58,617              | 518,229    | 21,412   | 1,852                   | 3.2                                     | 1.35%                                     |
| <b>France</b>       | 347,268         | 31,455              | 88,088     | 30,730   | 111                     | 8.8                                     | 1.43%                                     |
| <b>Germany</b>      | 251,728         | 8,423               | 225,209    | 9,330    | 32                      | 3.7                                     | 0.47%                                     |
| <b>Hong Kong</b>    | 4,878           | 77                  | N/A        | 96       | 10                      | 2.0                                     | 0.23%                                     |
| <b>India</b>        | 4,204,613       | 583,368             | 3,250,429  | 71,642   | 5,922                   | 1.7                                     | 2.19%                                     |
| <b>Iran</b>         | 386,658         | 13,088              | 335,572    | 22,293   | 677                     | 5.8                                     | 0.50%                                     |
| <b>Italy</b>        | 277,634         | 9,416               | 210,015    | 35,541   | 35                      | 12.8                                    | 0.51%                                     |
| <b>Japan</b>        | 71,918          | 3,960               | 61,730     | 1,366    | 83                      | 1.9                                     | 0.84%                                     |
| <b>Mexico</b>       | 634,023         | 38,182              | 524,669    | 67,558   | 3,183                   | 10.7                                    | 0.94%                                     |
| <b>Peru</b>         | 683,702         | 44,267              | 506,422    | 29,687   | 791                     | 4.3                                     | 0.92%                                     |
| <b>Russia</b>       | 1,022,228       | 34,758              | 840,997    | 17,768   | 613                     | 1.7                                     | 0.49%                                     |
| <b>Saudi Arabia</b> | 320,688         | 5,867               | 296,737    | 4,081    | 169                     | 1.3                                     | 0.26%                                     |
| <b>Singapore</b>    | 57,022          | 251                 | 56,333     | 27       | 0                       | 0.05                                    | 0.06%                                     |
| <b>South Africa</b> | 638,517         | 13,461              | 563,891    | 14,889   | 820                     | 2.3                                     | 0.30%                                     |
| <b>South Korea</b>  | 21,296          | 1,349               | 16,297     | 336      | 10                      | 1.6                                     | 0.90%                                     |
| <b>Spain</b>        | 498,989         | 59,703              | N/A        | 29,418   | 223                     | 5.9                                     | 1.26%                                     |
| <b>Sweden</b>       | 84,985          | 1,027               | N/A        | 5,835    | 11                      | 6.9                                     | 0.12%                                     |
| <b>UK</b>           | 347,152         | 12,685              | N/A        | 41,551   | 41                      | 12.0                                    | 0.55%                                     |
| <b>US</b>           | 6,276,365       | 279,934             | 2,315,995  | 188,941  | 5,034                   | 3.0                                     | 0.67%                                     |

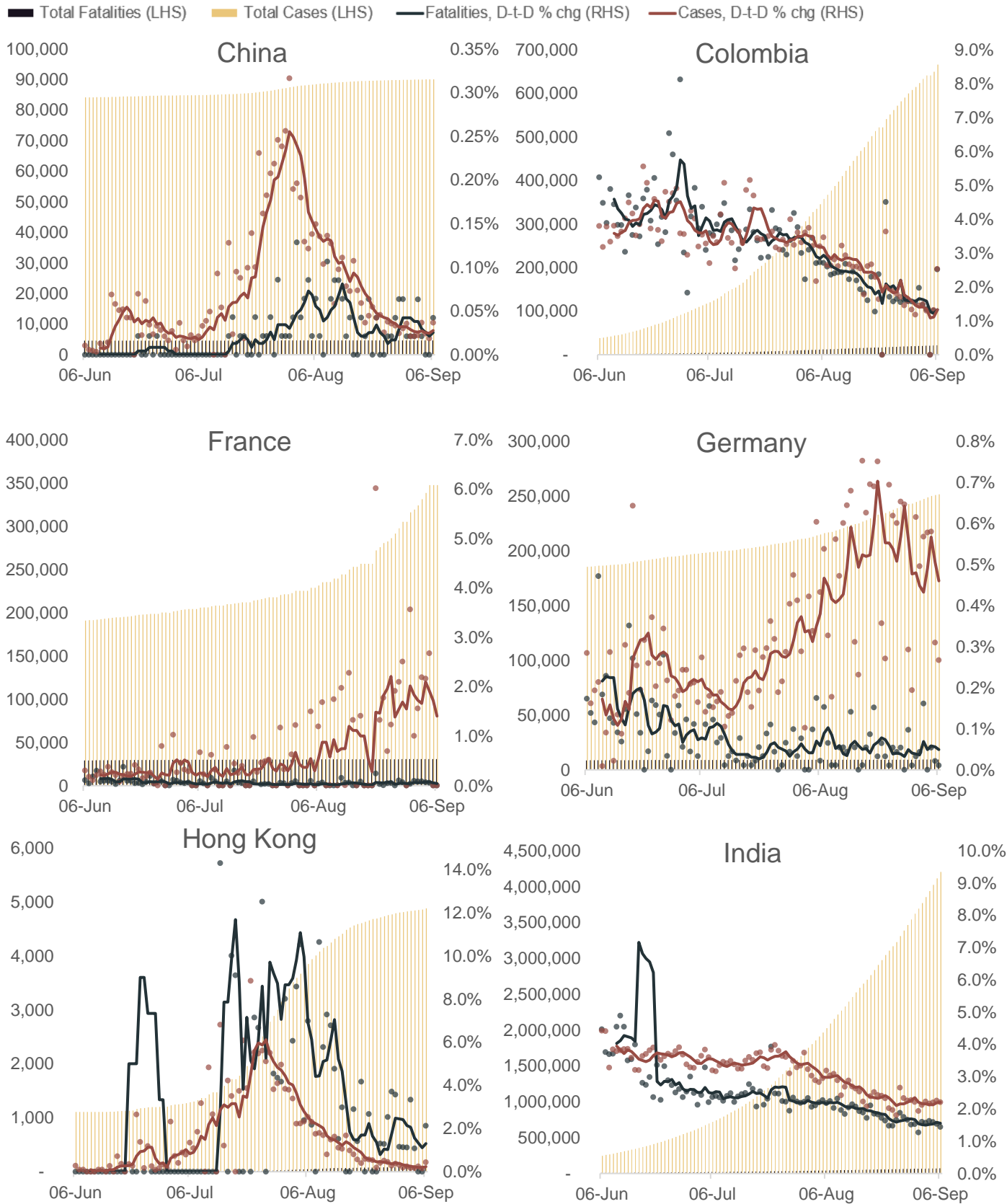
Source: JHU, MNI. N.b As of 1400BST September 7. Recovery numbers for Belgium, Hong Kong, Spain, Sweden and the UK not available.

**Chart Pack: COVID-19 Cases and Fatalities, Nominal and % Chg Day-to-Day (5dma)**

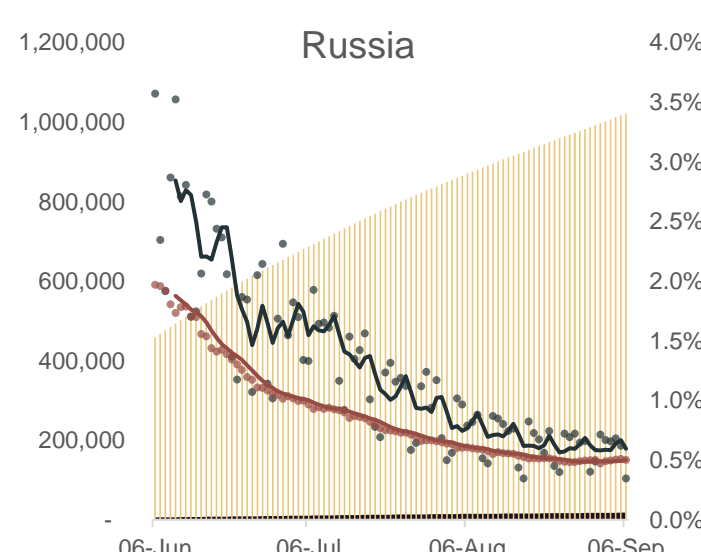
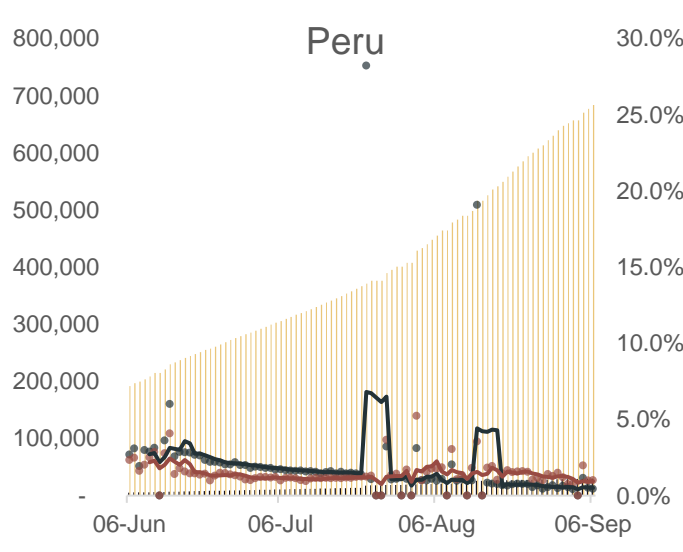
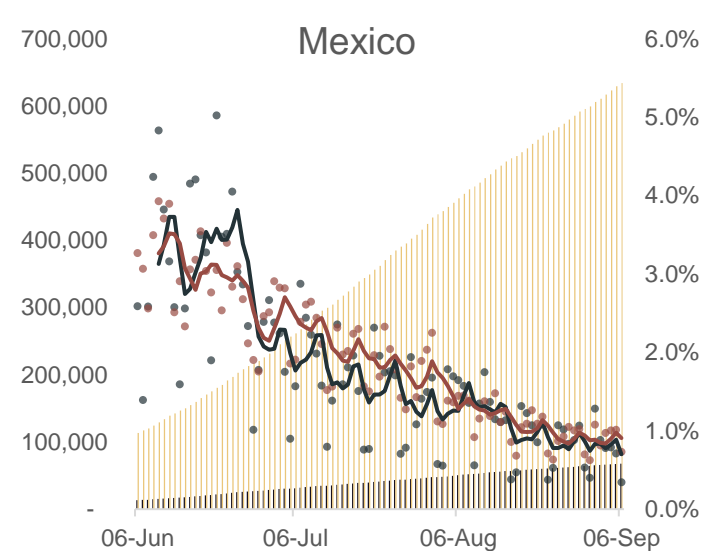
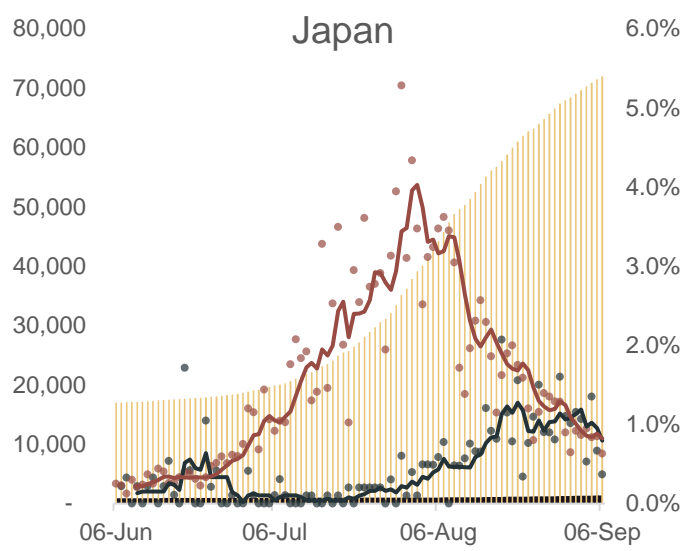
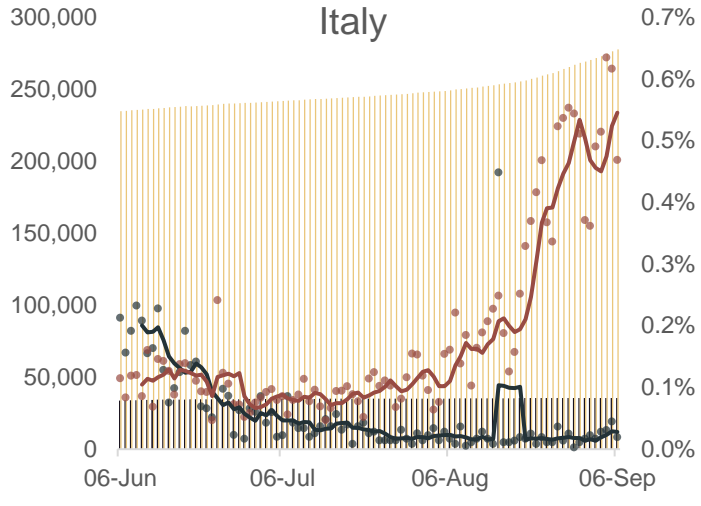
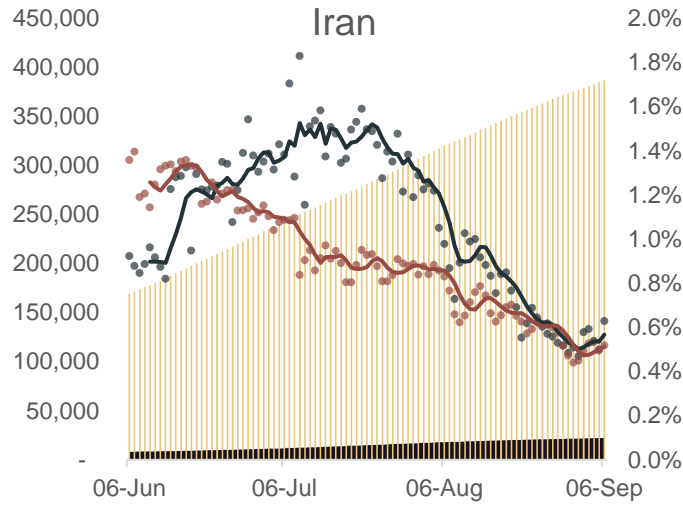
The chart pack below records the number of COVID-19 cases and fatalities resulting from COVID-19 recorded in select countries over the past three months in each respective country. The charts also display the rate of increase in recorded cases and fatalities in each country. **Legend below can be used for all national charts.**

■ Total Fatalities (LHS) ■ Total Cases (LHS) — Fatalities, D-t-D % chg (RHS) — Cases, D-t-D % chg (RHS)

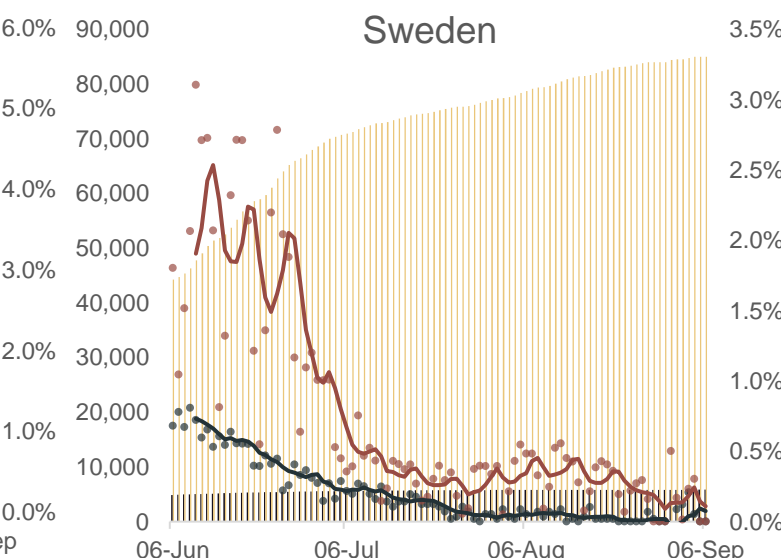
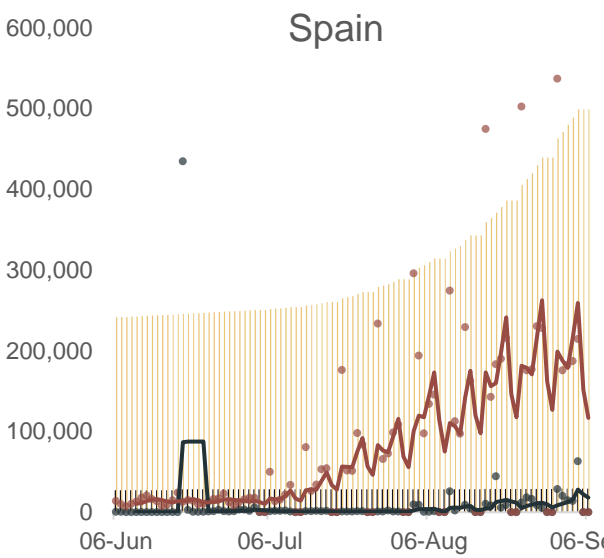
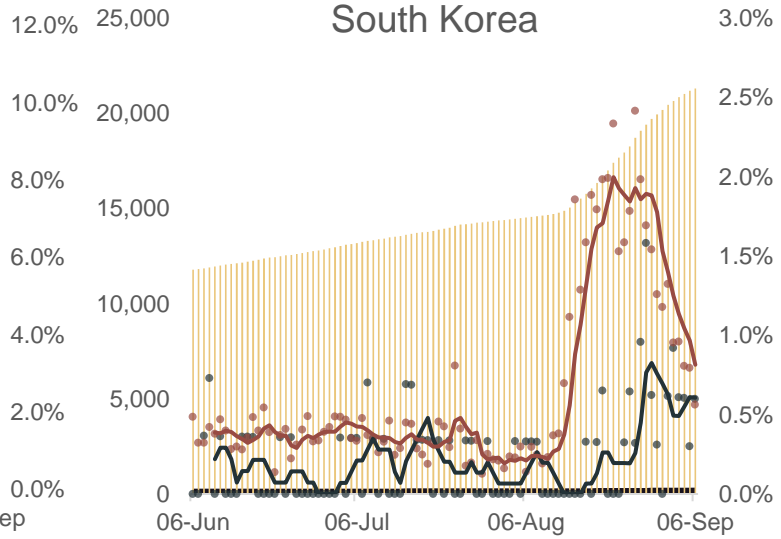
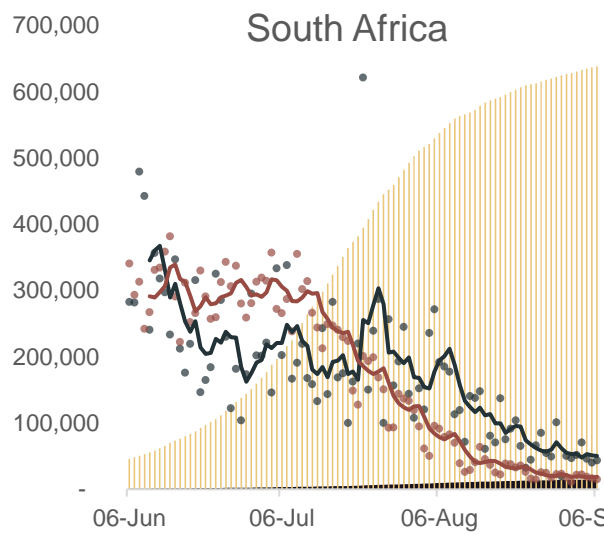
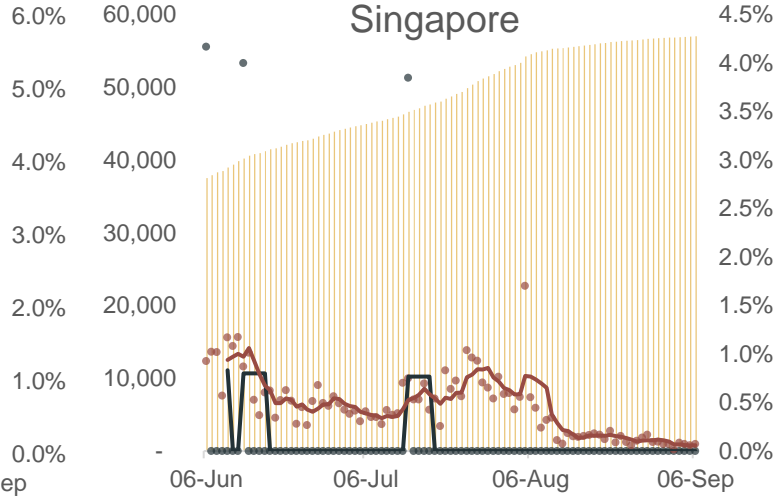
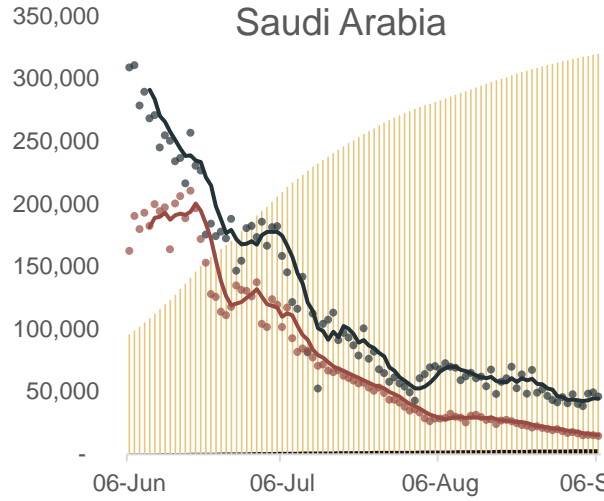


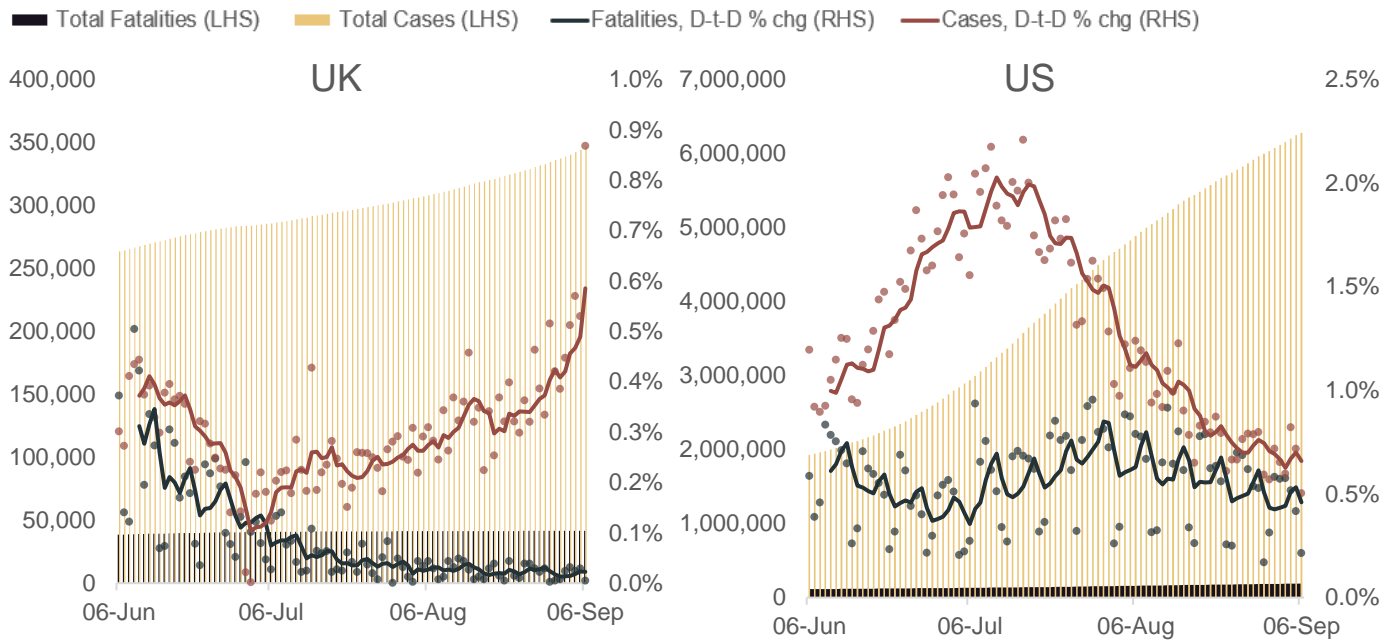


■ Total Fatalities (LHS)    
 ■ Total Cases (LHS)    
 — Fatalities, D-t-D % chg (RHS)    
 — Cases, D-t-D % chg (RHS)



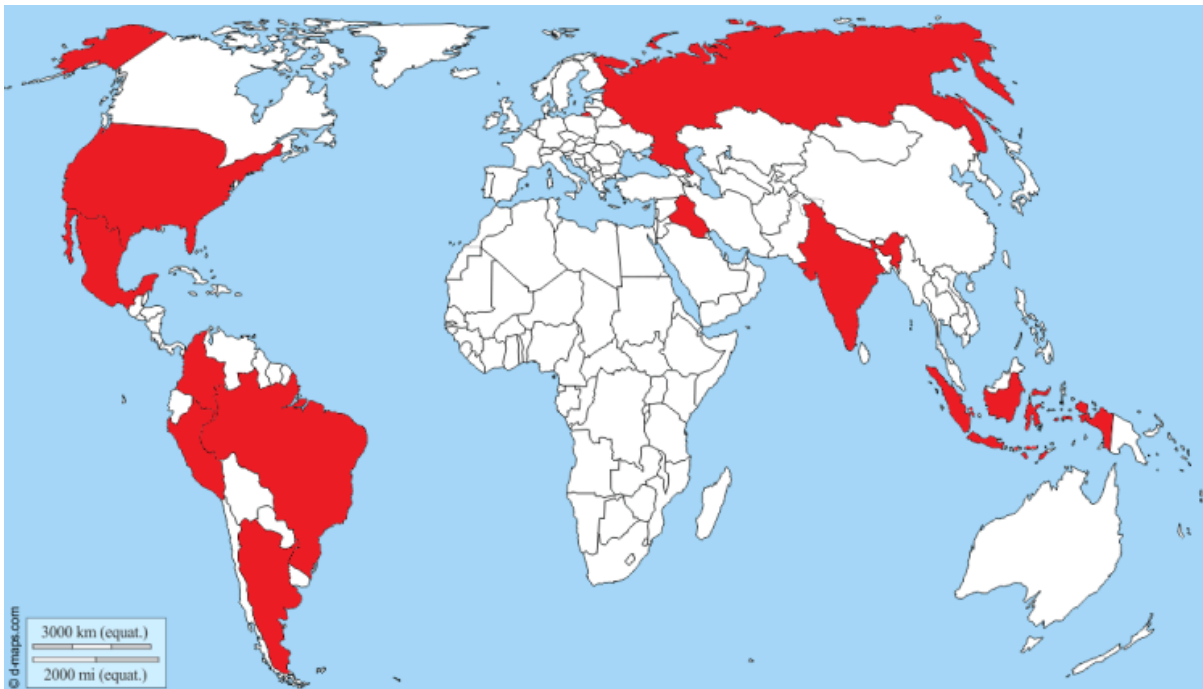
■ Total Fatalities (LHS)   
 ■ Total Cases (LHS)   
 — Fatalities, D-t-D % chg (RHS)   
 — Cases, D-t-D % chg (RHS)





Source: JHU, MNI. N.b Global legend applies to all charts. All data correct as of 0600BST September 7, and represents full-day data submissions, rather than intra-day figures. Each dot indicates the data from a single day.

**Chart 2. Countries with 10 Highest Number Of New Cases In Past 24 Hours**



Source: JHU, MNI. N.b. Data from Sep 6. Countries in descending order of new cases: India, US, Colombia, Brazil, Argentina, Peru, Russia, Mexico, Iraq, Indonesia.

**Chart 3. Countries with 10 Highest Number of New Cases Per Capita in Past 24 Hours**



Source: JHU, MNI. N.b. Data from Sep 6. Countries in descending order of new cases per capita: Bahrain, Colombia, Montenegro, Peru, Israel, Maldives, Panama, Argentina, Kuwait, Oman. Countries with population below 100k excluded.

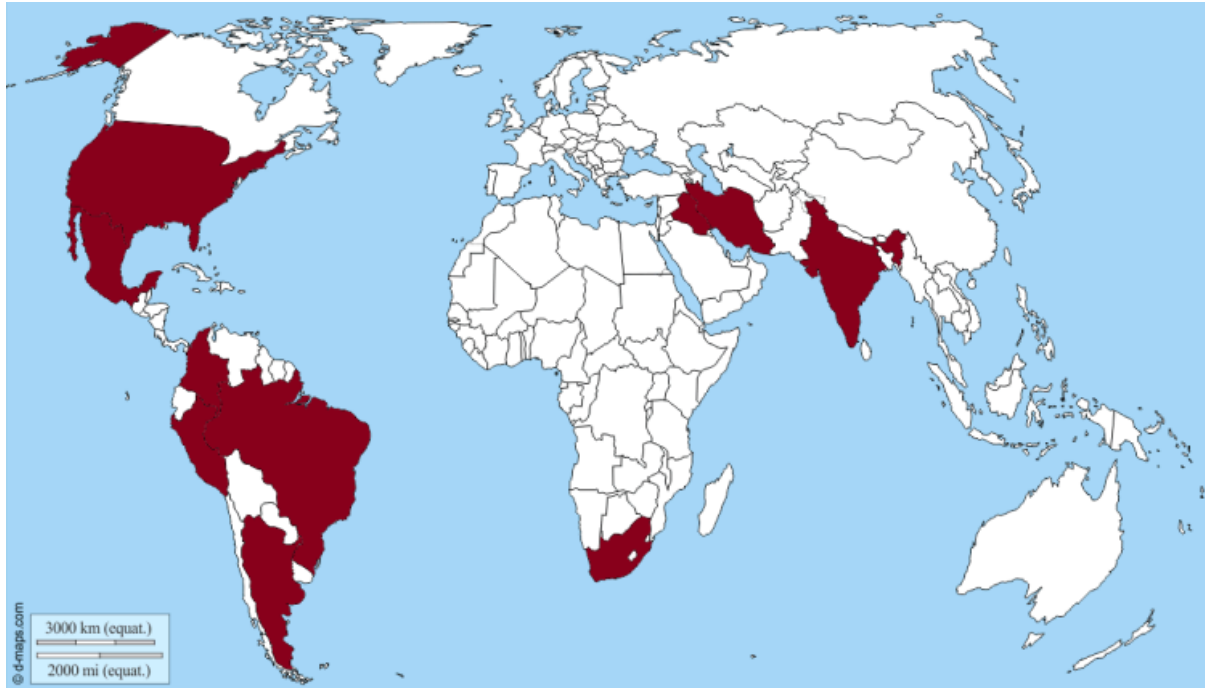
**Chart 4. Countries with 10 Highest Number of Total Recorded Cases Per 100 Head of State's Population**



Source: JHU, MNI. N.b. Data for Sep 6. Countries in descending order of new cases per capita: Qatar, Bahrain, Panama, Chile, Kuwait, Peru, Brazil, US, Oman, Maldives. Countries with population below 100k excluded.



**Chart 5. Countries with 10 Highest Number Of Fatalities In Past 24 Hours**



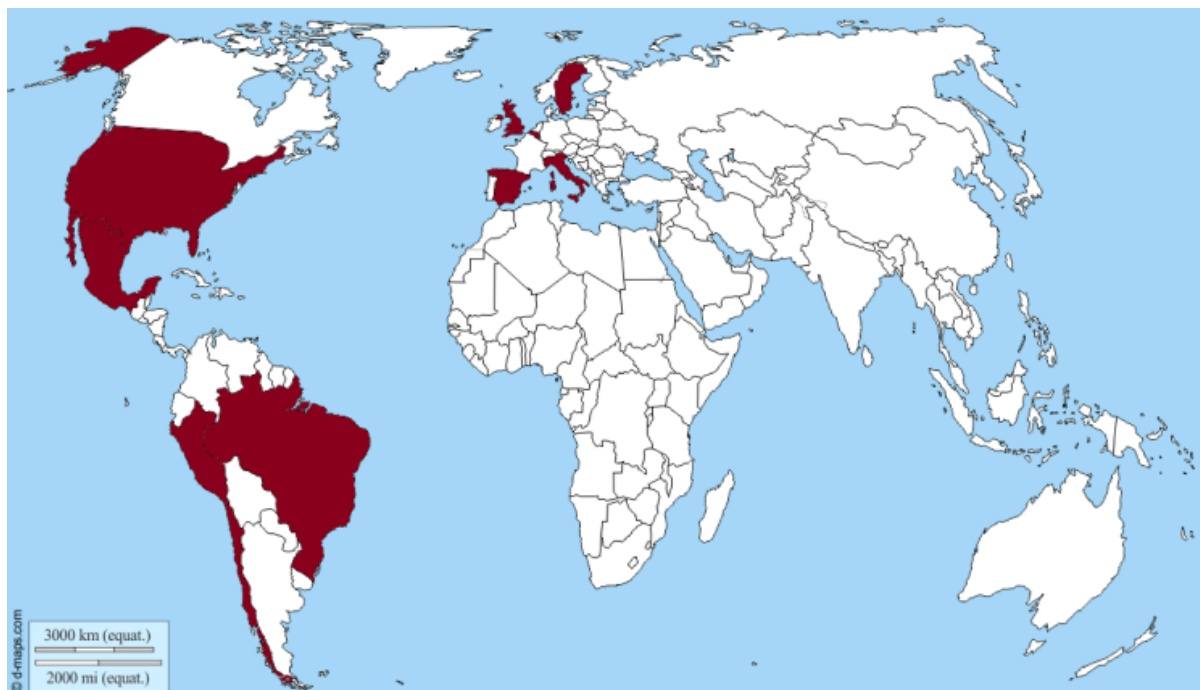
Source: JHU, MNI. N.b. Data from Sep 6. Countries in descending order of fatalities in past 24 hours: India, Colombia, Brazil, US, Mexico, Iran, Peru, Argentina, South Africa, Iraq.

**Chart 6. Countries with 10 Highest Number of Fatalities Per Capita in Past 24 Hours**



Source: JHU, MNI. N.b. Data from Sep 6. Countries in descending order of fatalities per capita: Suriname, Colombia, Oman, Peru, Paraguay, Argentina, Panama, Bahamas, Iraq, Romania. Countries with population below 100k excluded.

**Chart 7. Countries with 10 Highest Number of Total Recorded Fatalities Per 100 Head of State's Population**



Source: JHU, MNI. N.b. Data from September 6. Countries in descending order of fatalities per capita: Peru, Belgium, Spain, UK, Chile, Brazil, Italy, Sweden, US, Mexico. Countries with population below 100k excluded.