

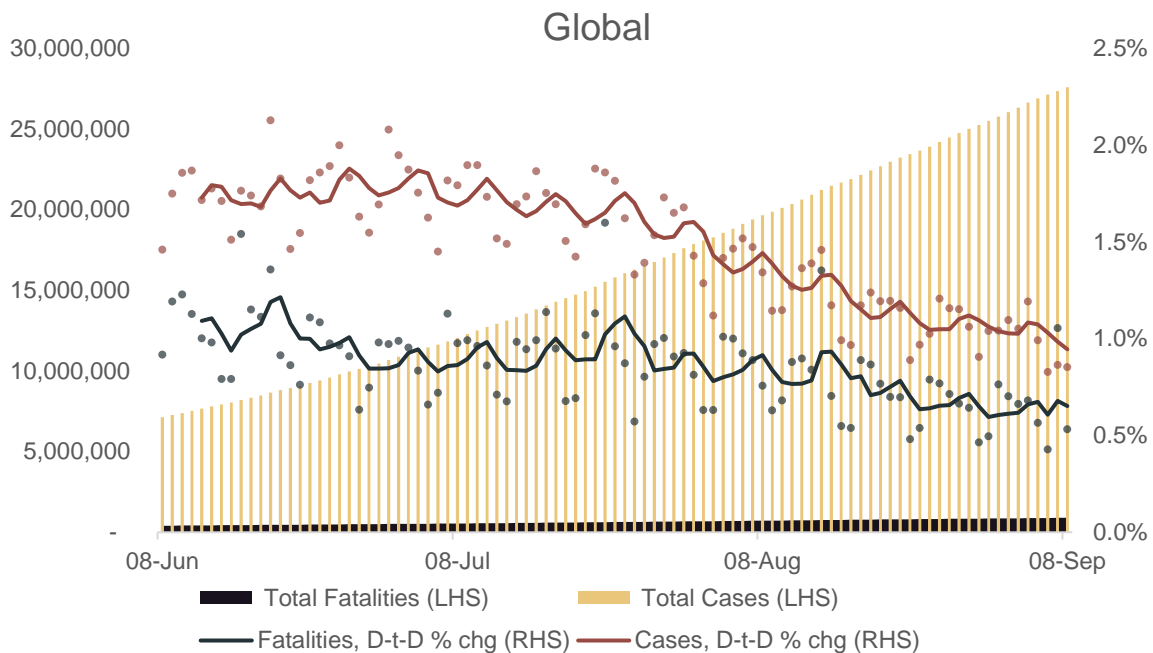
MNI POLITICAL RISK ANALYSIS – Global COVID-19 Tracker – September 9

by Tom Lake

COVID-19 Trends and Developments

- Argentina’s COVID-19 caseload increased by a record 12,027 on September 9. This pushed the country’s total number of COVID-19 cases registered so far above the half million mark. The virus has now spread from the capital Buenos Aires to other more rural provinces where the health systems are less able to cope with a widespread outbreak of the disease. Argentina also recorded the highest number of COVID-19 fatalities per capita worldwide on September 8.
- The UK recorded its third consecutive day of new coronavirus cases in excess of 2,000. This is the first such occurrence of three 2k+ cases in a day since May 22. The rise in cases has sparked the UK government to ban meetings of more than six people in social settings from September 14 onwards, despite an ongoing drive to encourage individuals to return to their place of work and support the economy.
- The average number of COVID-19 fatalities per day across the past week in Mexico stands at its lowest level since June 3, but in the context of deaths from the disease in Mexico on September 8 remaining in the top 10 most severely hit countries worldwide. The average number of new cases registered per day has remained relatively steady around 5,000-5,500 per day since mid-August.

Chart 1. COVID-19 Cases and Fatalities, Nominal and % Chg Day-to-Day (5dma)



Source: JHU, MNI. As of 0600BST September 9. N.b. Each dot represents a single day's figures, data for past three months

Table 1. COVID-19 Data Table

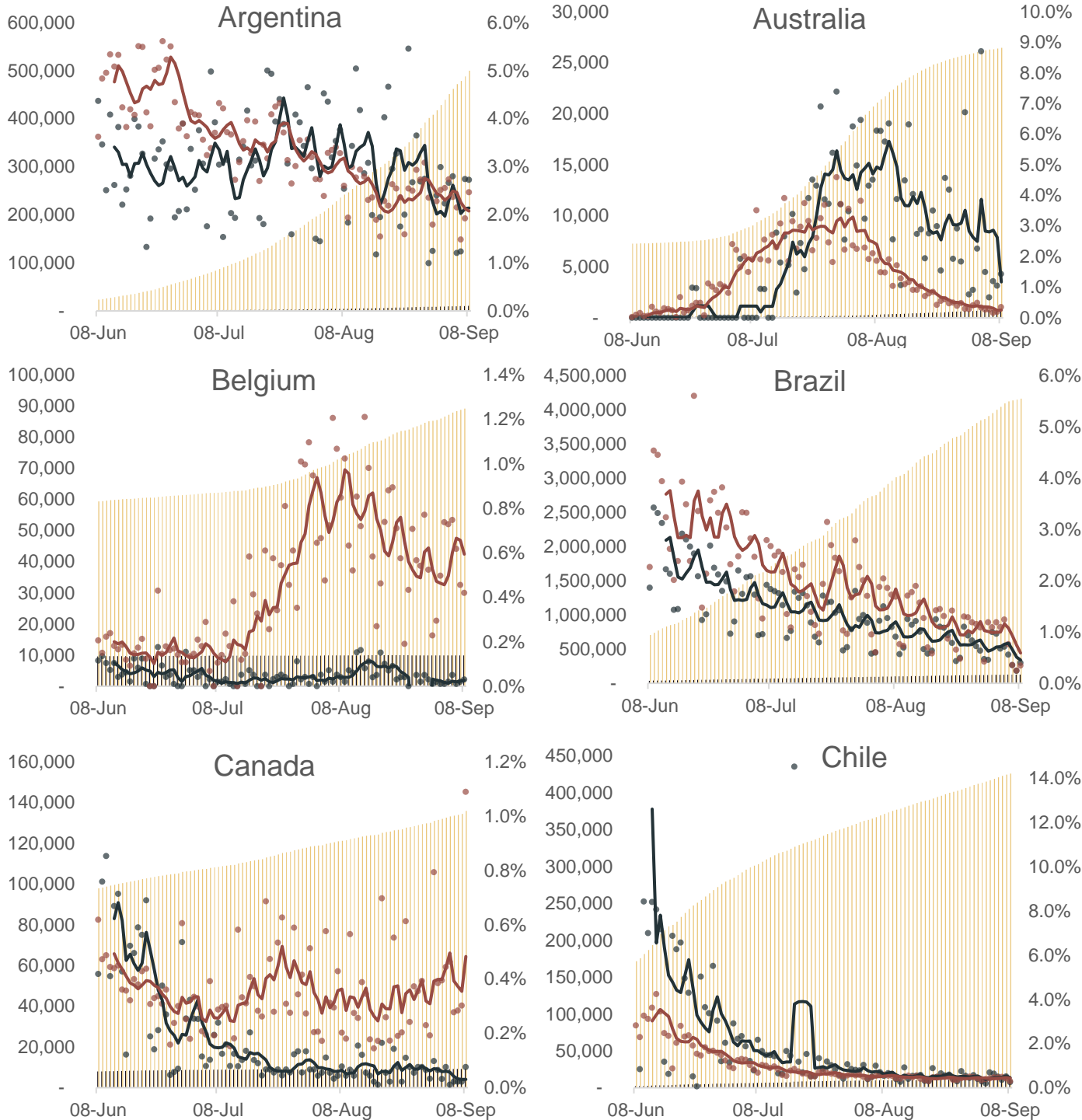
Country	Confirmed Cases	New Cases Last Week	Recovered	Deceased	Fatalities in Past Week	Mortality Rate (per 100 recorded cases)	Rate of Increase in Cases (7-day average)
Global	27,570,742	1,821,100	18,541,133	897,383	34,355	3.3	0.96%
Argentina	500,034	71,795	366,590	10,405	1,287	2.1	2.19%
Australia	26,465	542	22,861	781	103	3.0	0.26%
Belgium	89,141	3,654	N/A	9,912	14	11.1	0.62%
Brazil	4,162,073	211,142	3,572,421	127,464	3,684	3.1	0.67%
Canada	135,757	4,335	119,420	9,203	21	6.8	0.48%
Chile	425,541	12,396	397,730	11,682	338	2.7	0.43%
China	90,087	154	84,932	4,733	6	5.3	0.02%
Colombia	671,533	47,507	541,186	21,611	1,266	3.2	0.98%
France	373,718	49,750	88,876	30,770	78	8.2	2.06%
Germany	254,957	8,942	228,432	9,336	14	3.7	0.50%
Hong Kong	4,895	73	N/A	99	6	2.0	0.22%
India	4,370,128	600,605	3,398,844	73,890	6,514	1.7	2.12%
Iran	391,112	14,218	337,414	22,542	745	5.8	0.54%
Italy	280,153	9,964	210,801	35,563	66	12.7	0.52%
Japan	72,724	3,701	62,936	1,398	71	1.9	0.73%
Mexico	642,860	36,824	535,141	68,484	2,668	10.7	0.85%
Peru	691,575	39,538	529,751	29,976	908	4.3	0.86%
Russia	1,032,354	35,282	854,069	17,939	574	1.7	0.50%
Saudi Arabia	322,237	5,567	298,246	4,137	181	1.3	0.25%
Singapore	57,091	239	56,461	27	0	0.05	0.07%
South Africa	640,441	12,182	567,729	15,086	697	2.4	0.26%
South Korea	21,588	1,139	47,023	344	15	1.6	0.75%
Spain	534,513	63,540	N/A	29,594	400	5.5	1.84%
Sweden	85,707	1,186	N/A	5,838	18	6.8	0.23%
UK	352,560	15,392	N/A	41,586	72	11.8	0.67%
US	6,327,009	253,169	2,359,111	189,653	3,933	3.0	0.57%

Source: JHU, MNI. N.b Data correct as of 1030BST September 9. Recovery numbers for Belgium, Hong Kong, Spain, Sweden and the UK not available.

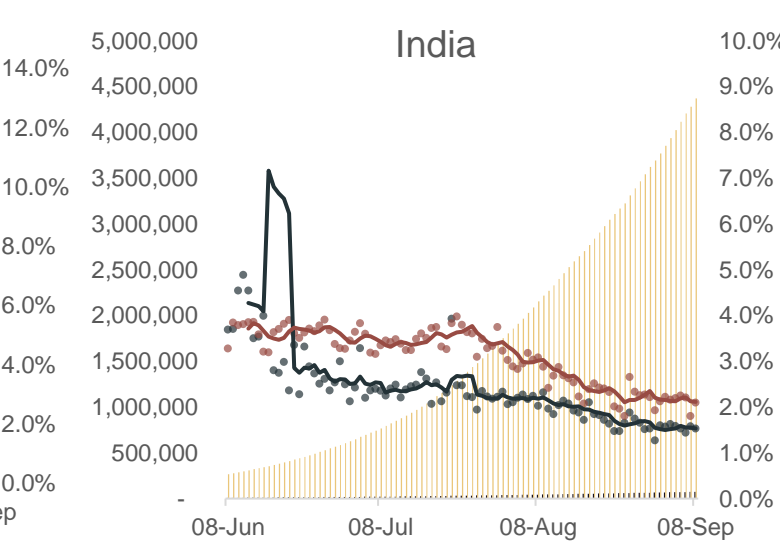
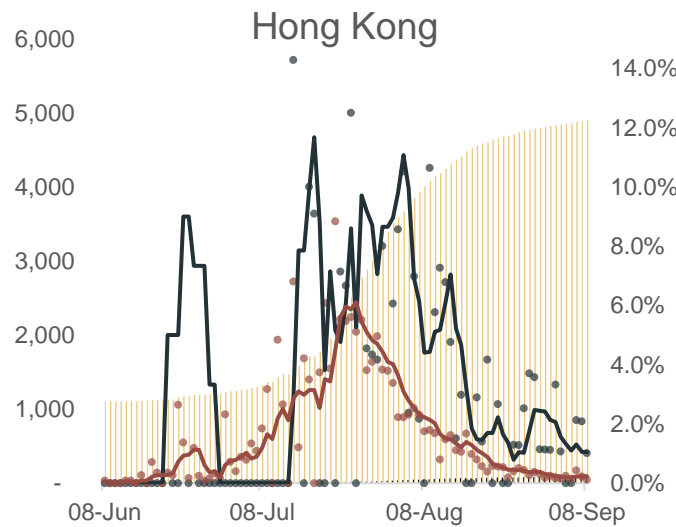
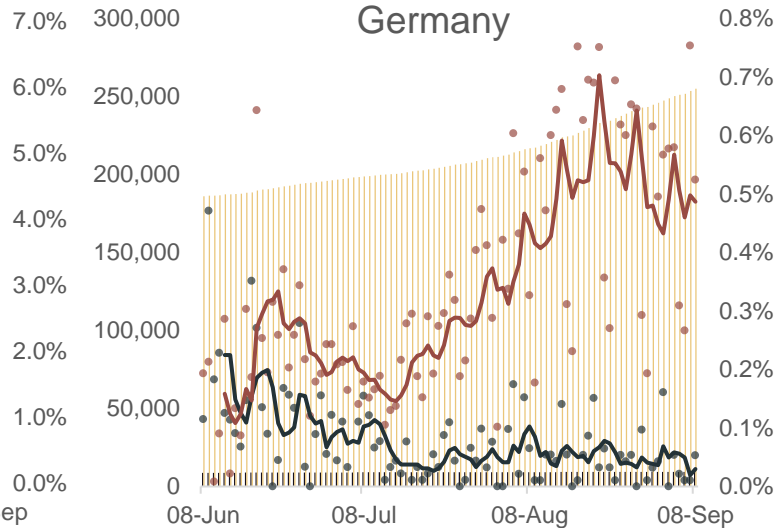
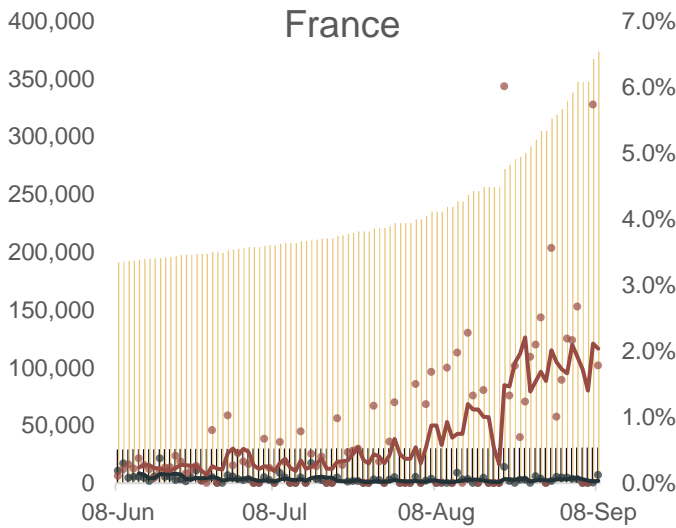
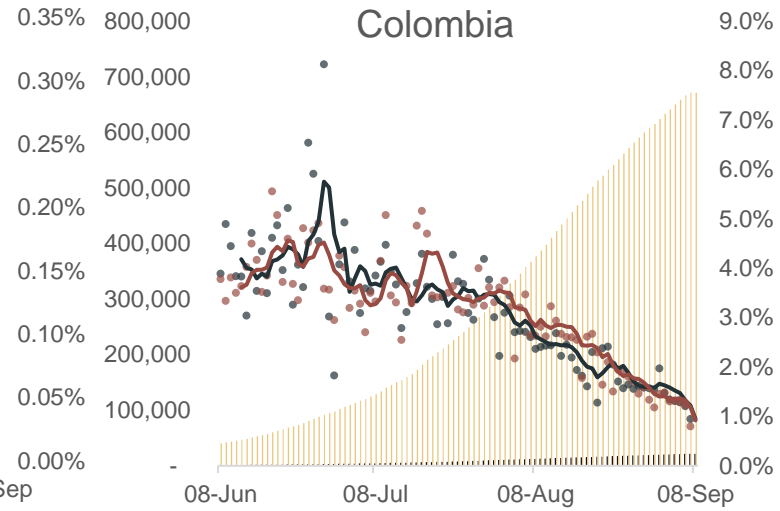
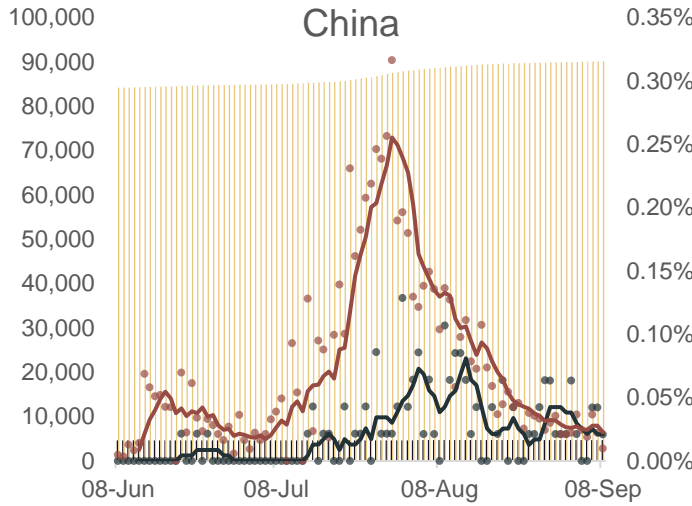
Chart Pack: COVID-19 Cases and Fatalities, Nominal and % Chg Day-to-Day (5dma)

The chart pack below records the number of COVID-19 cases and fatalities resulting from COVID-19 recorded in select countries over the past three months in each respective country. The charts also display the rate of increase in recorded cases and fatalities in each country. **Legend below can be used for all national charts.**

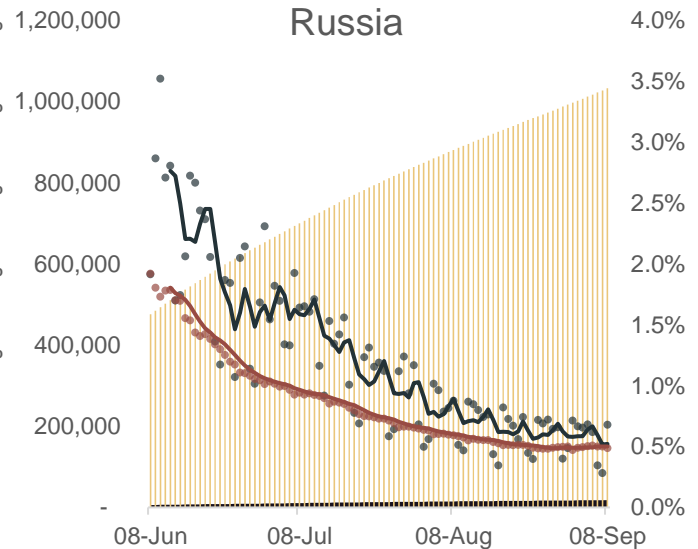
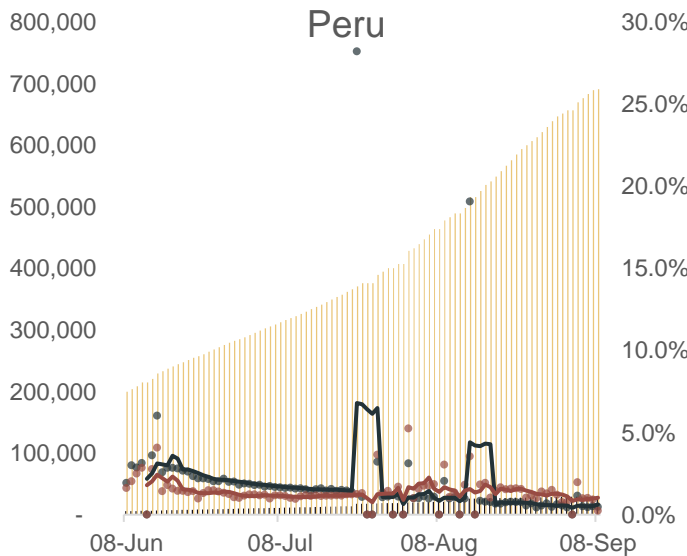
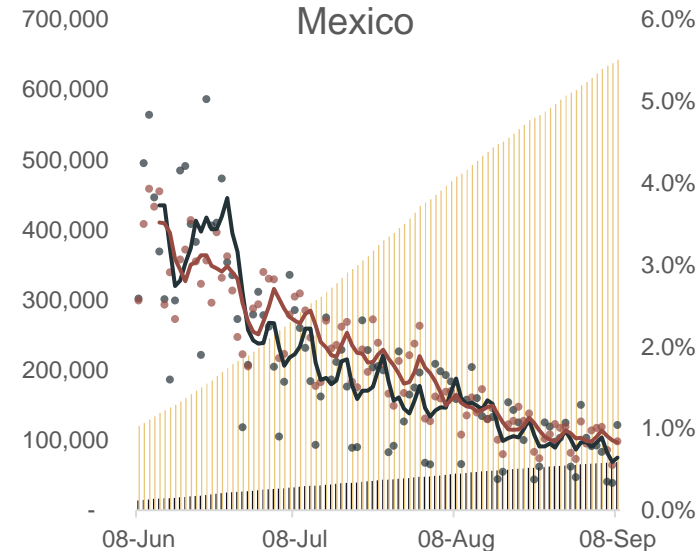
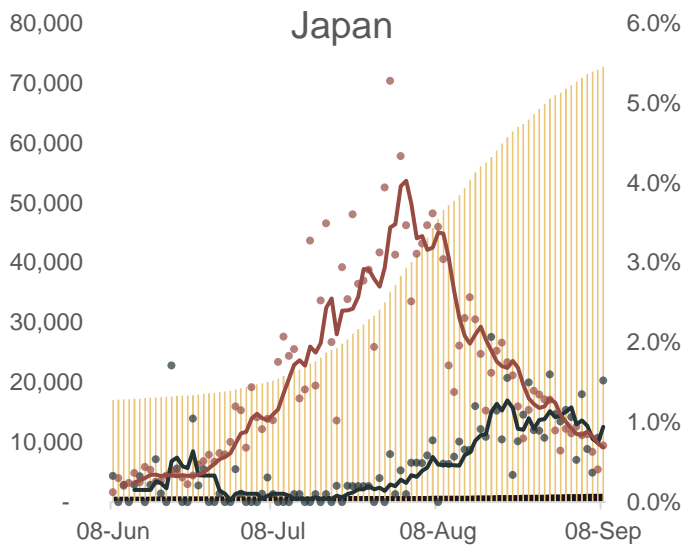
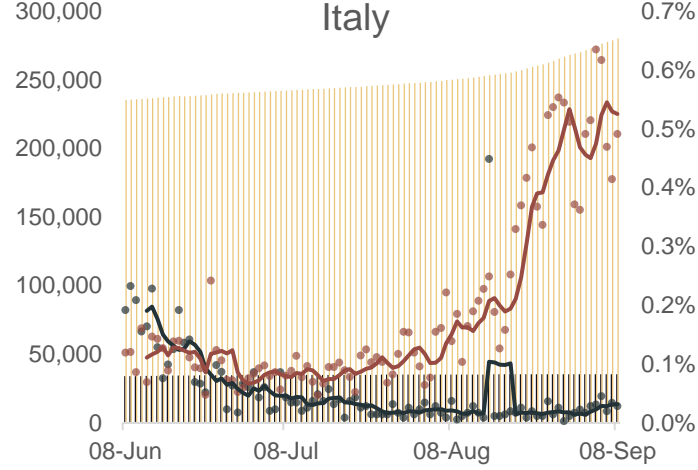
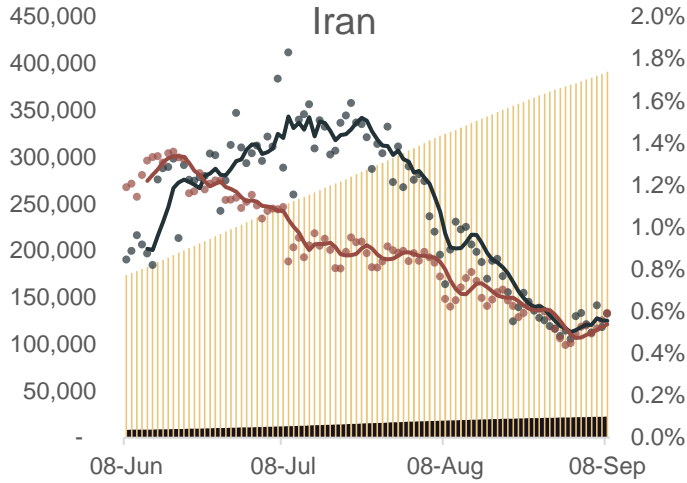
■ Total Fatalities (LHS) ■ Total Cases (LHS) — Fatalities, D-t-D % chg (RHS) — Cases, D-t-D % chg (RHS)



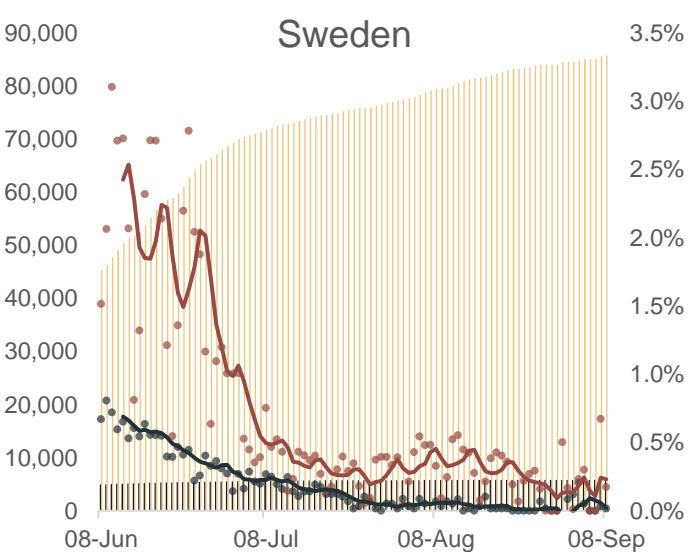
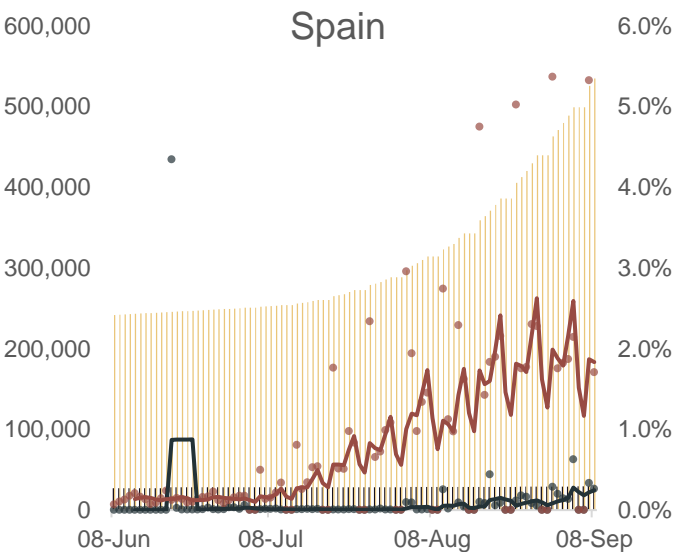
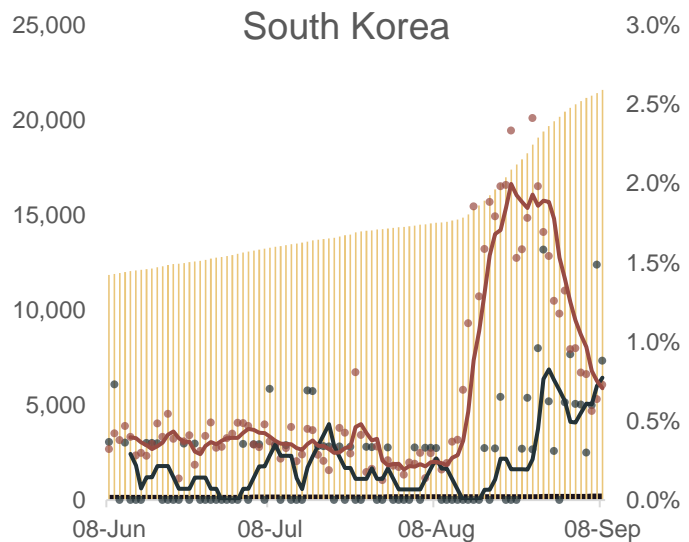
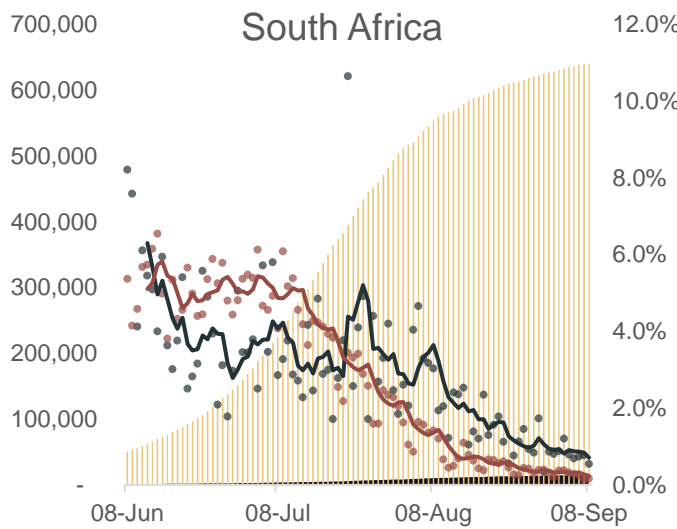
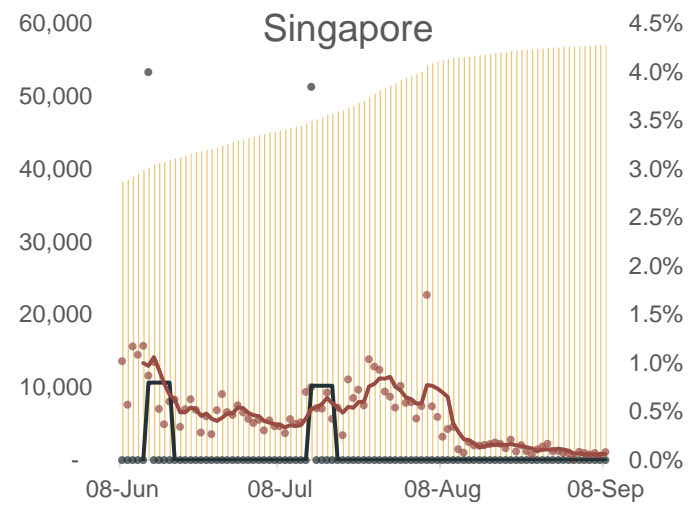
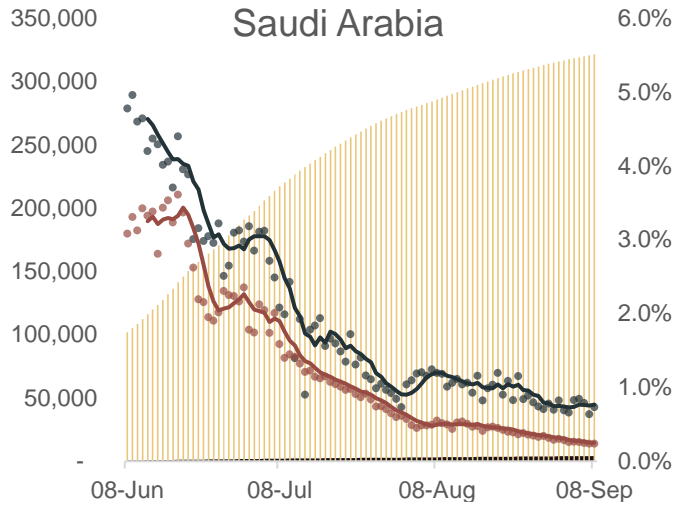
■ Total Fatalities (LHS) ■ Total Cases (LHS) — Fatalities, D-t-D % chg (RHS) — Cases, D-t-D % chg (RHS)

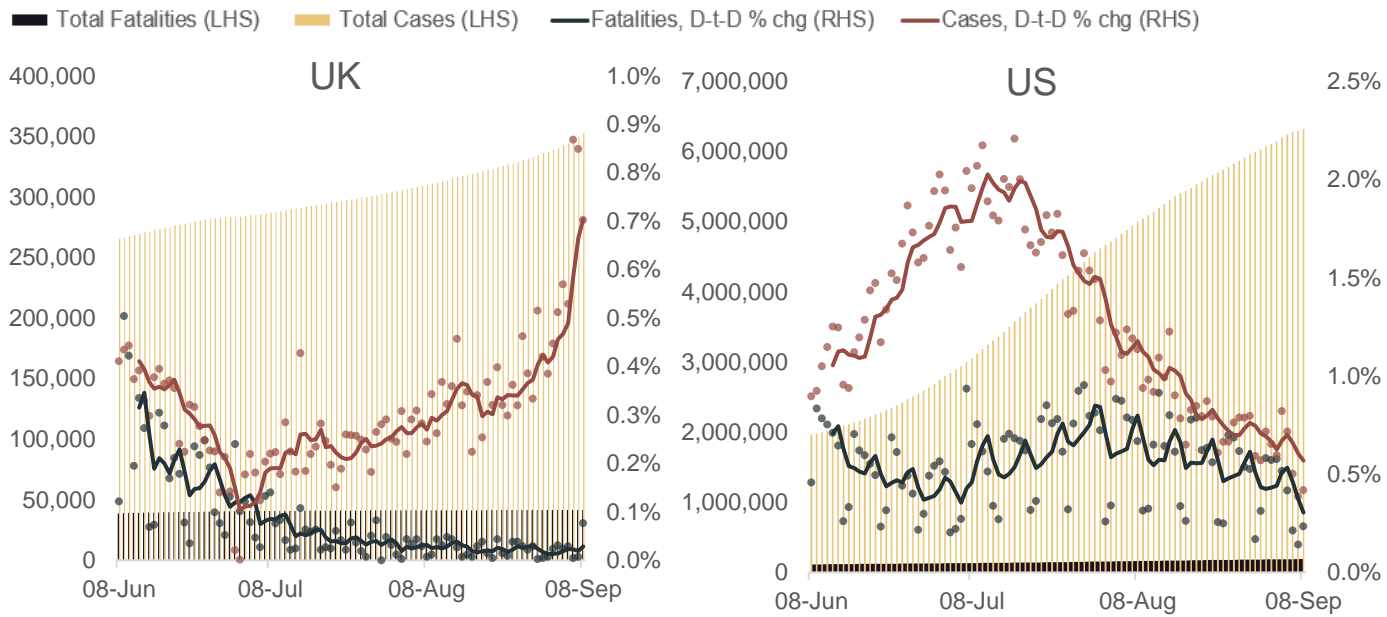


■ Total Fatalities (LHS) ■ Total Cases (LHS) — Fatalities, D-t-D % chg (RHS) — Cases, D-t-D % chg (RHS)



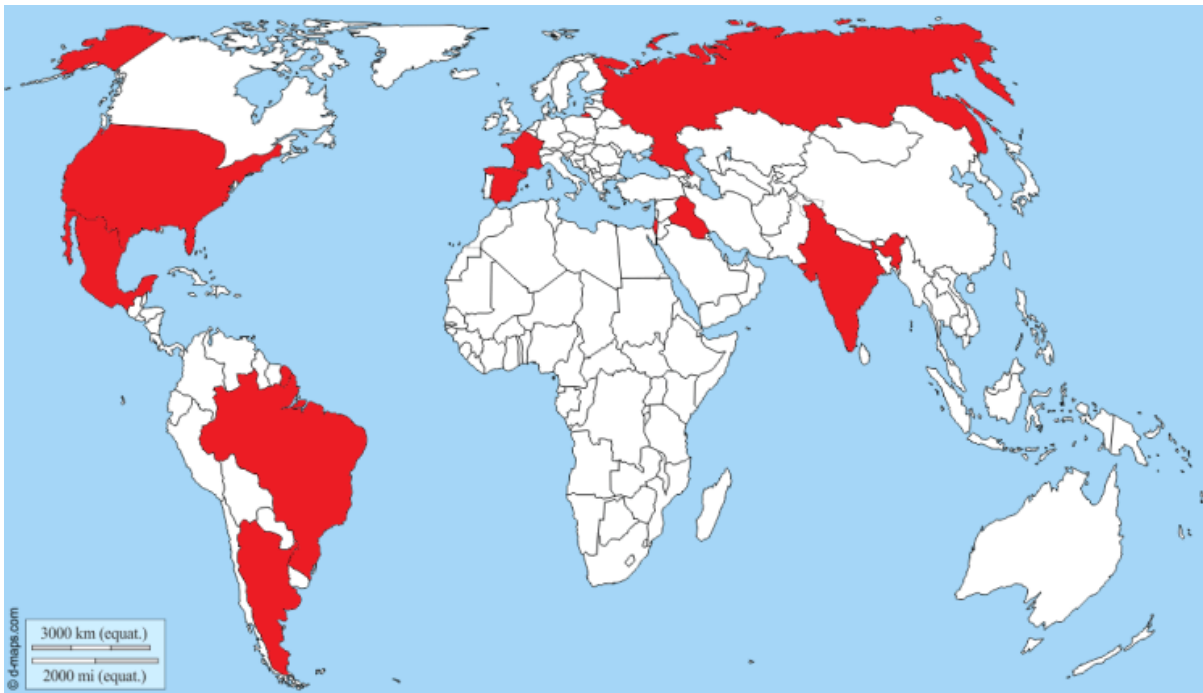
■ Total Fatalities (LHS) ■ Total Cases (LHS) — Fatalities, D-t-D % chg (RHS) — Cases, D-t-D % chg (RHS)





Source: JHU, MNI. N.b Global legend applies to all charts. All data correct as of 0600BST September 9, and represents full-day data submissions, rather than intra-day figures. Each dot indicates the data from a single day.

Chart 2. Countries with 10 Highest Number Of New Cases In Past 24 Hours



Source: JHU, MNI. N.b. Data from Sep 8. Countries in descending order of new cases: India, US, Brazil, Argentina, Spain, France, Mexico, Russia, Iraq, Israel.

Chart 3. Countries with 10 Highest Number of New Cases Per Capita in Past 24 Hours



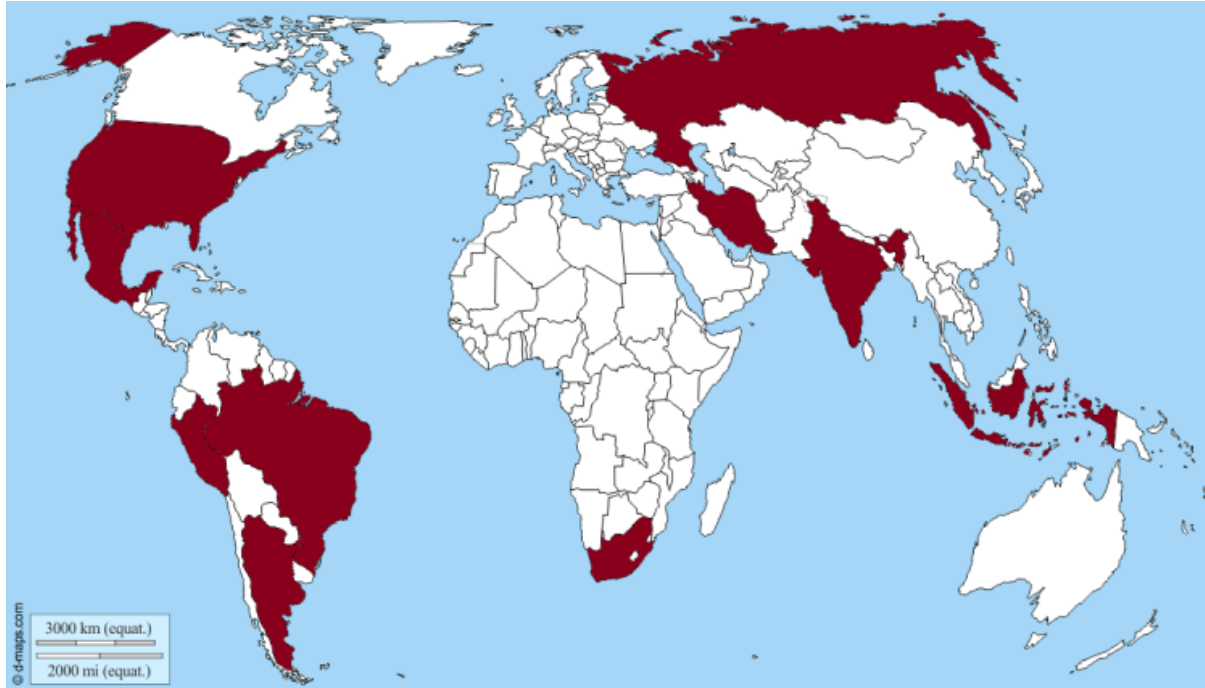
Source: JHU, MNI. N.b. Data from Sep 8. Countries in descending order of new cases per capita: Israel, Bahrain, Montenegro, Argentina, Costa Rica, Kuwait, Panama, Spain, Maldives, Belize. Countries with population below 100k excluded.

Chart 4. Countries with 10 Highest Number of Total Recorded Cases Per 100 Head of State's Population



Source: JHU, MNI. N.b. Data for Sep 8. Countries in descending order of new cases per capita: Qatar, Bahrain, Panama, Chile, Kuwait, Peru, Brazil, US, Oman, Maldives. Countries with population below 100k excluded.

Chart 5. Countries with 10 Highest Number Of Fatalities In Past 24 Hours



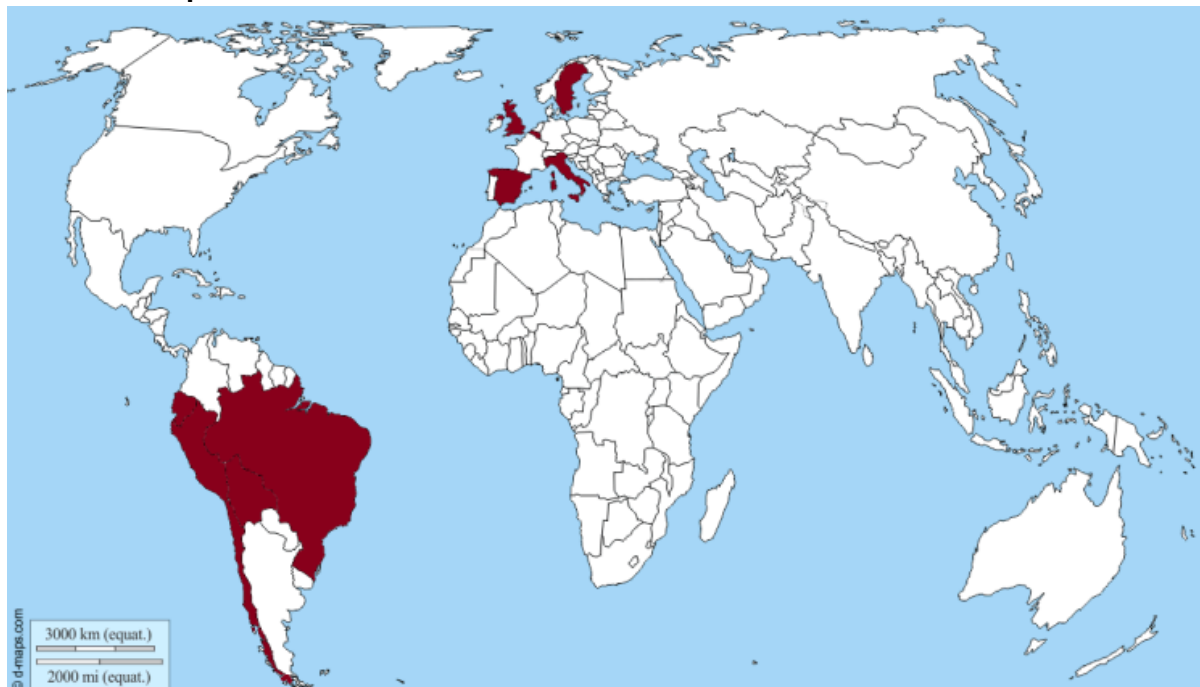
Source: JHU, MNI. N.b. Data from Sep 8. Countries in descending order of fatalities in past 24 hours: India, Mexico, Brazil, US, Argentina, Peru, Iran, Russia, Indonesia, South Africa.

Chart 6. Countries with 10 Highest Number of Fatalities Per Capita in Past 24 Hours



Source: JHU, MNI. N.b. Data from Sep 8. Countries in descending order of fatalities per capita: Argentina, Mexico, Montenegro, Peru, Costa Rica, North Macedonia, Bolivia, Moldova, Ecuador, Libya. Countries with population below 100k excluded.

Chart 7. Countries with 10 Highest Number of Total Recorded Fatalities Per 100 Head of State's Population



Source: JHU, MNI. N.b. Data from September 8. Countries in descending order of fatalities per capita: Peru, Belgium, Spain, UK, Chile, Bolivia, Ecuador, Brazil, Italy, Sweden. Countries with population below 100k excluded.

