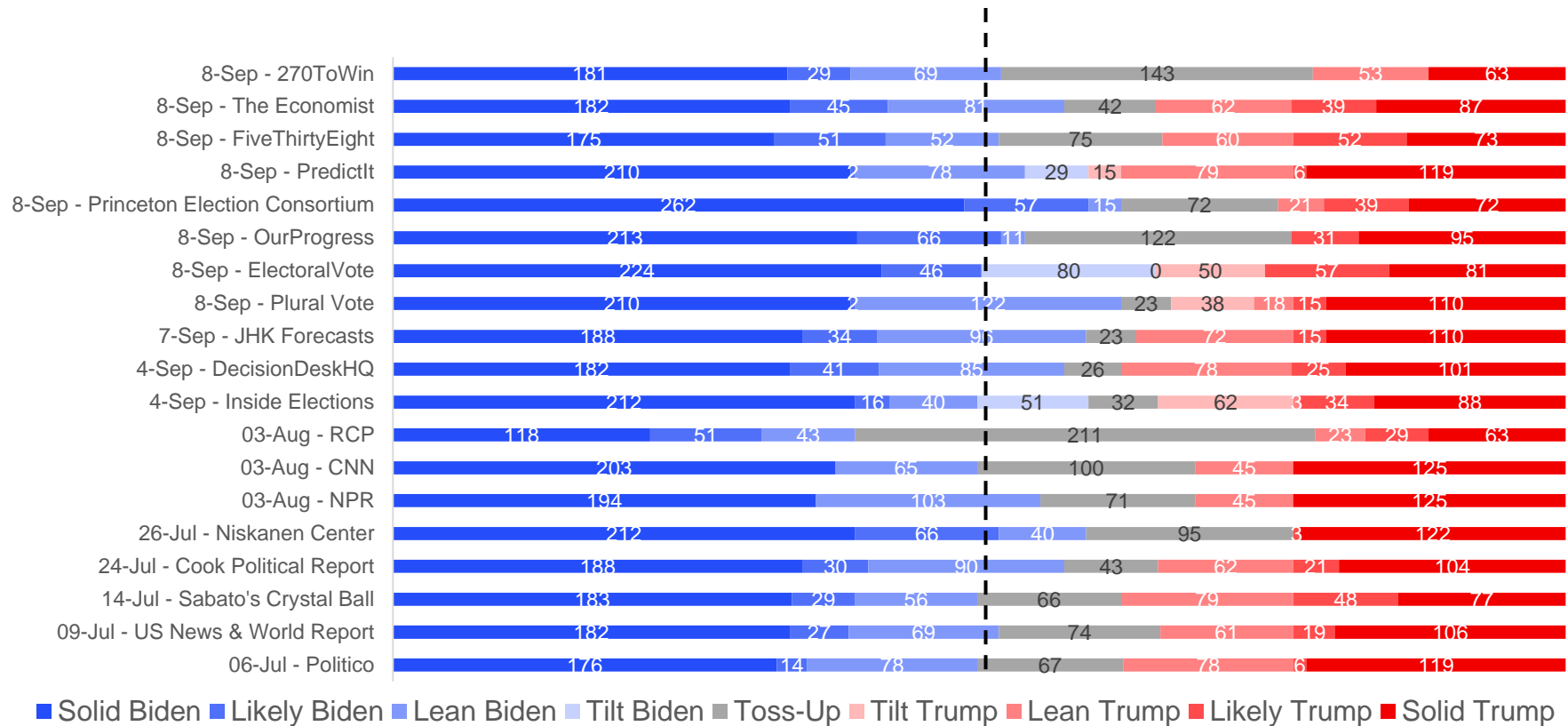


MNI POLITICAL RISK ANALYSIS – US Election Polling Chartpack – September 8

by Tom Lake

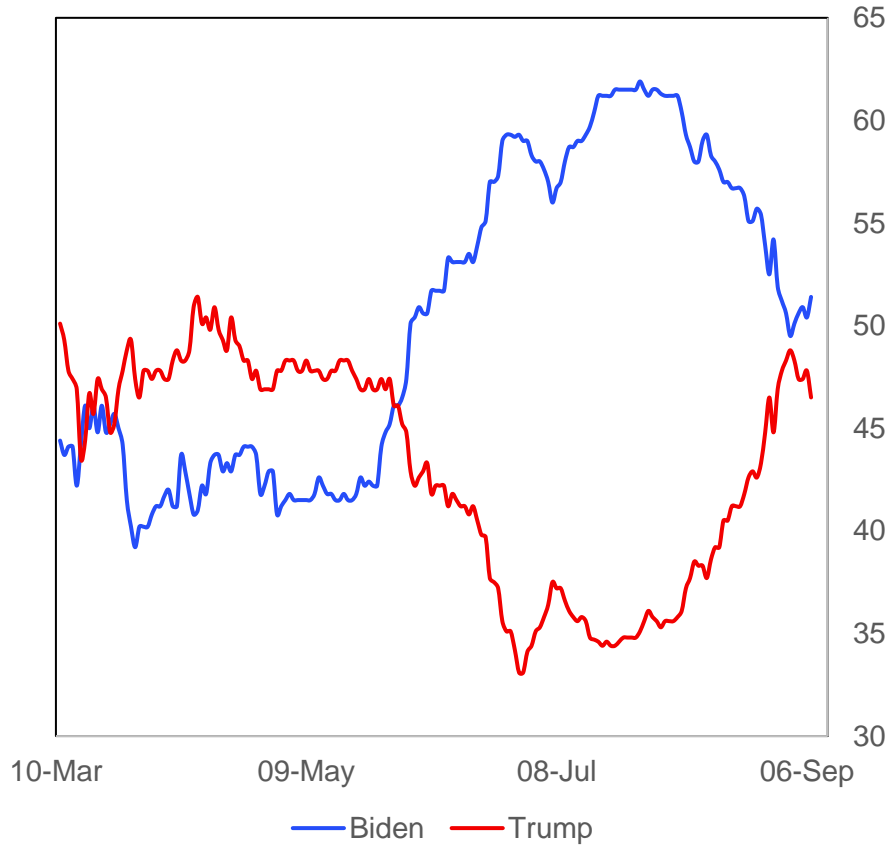
Chart 1. Electoral College Projections

270 Electoral College Votes Required To Win



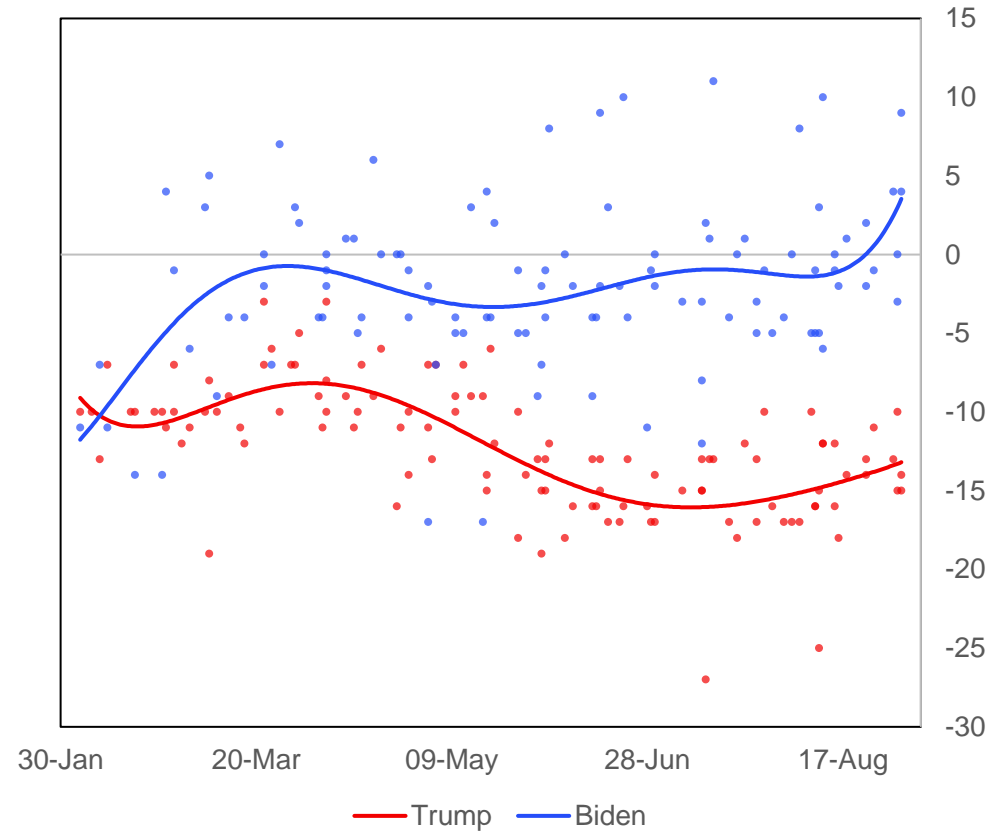
Source: 270toWin, The Economist, FiveThirtyEight.com, PredictIt, Princeton Election Consortium, ElectoralVote, JHK Forecasts, RCP, CNN, NPR, Niskanen Center, Cook Political Report, Inside Elections, Sabato's Crystal Ball, US News & World Report, Politico, Decision Desk HQ, Plural Vote, Our Progress, MNI

Chart 2. Betting Market Implied Probabilities For Presidential Election Winner, %



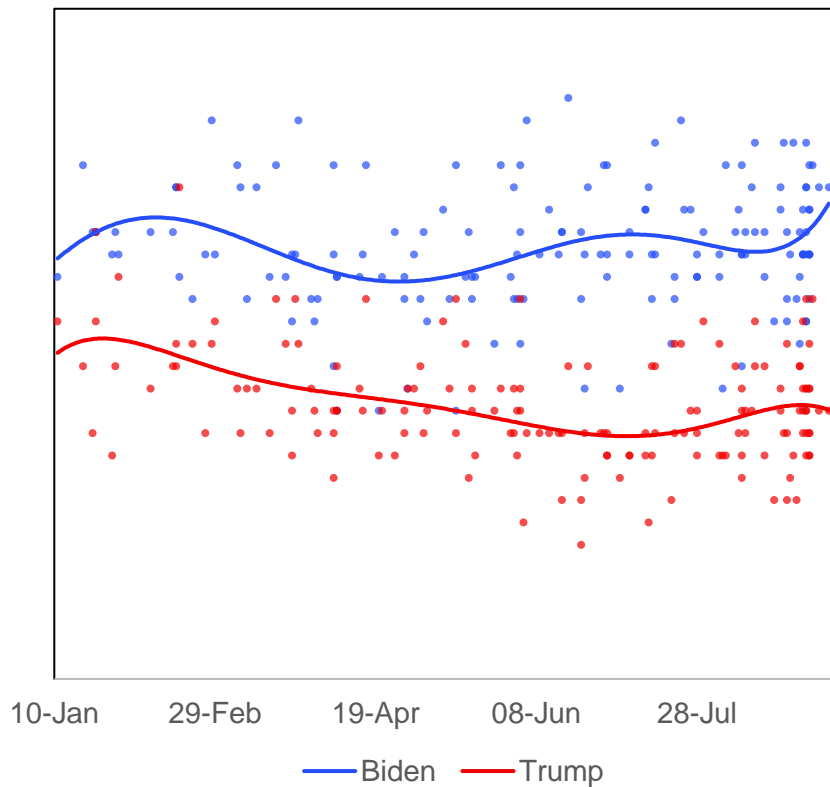
Source: betdata.io. MNI

Chart 3. Net Favourability Ratings (Favourable Minus Unfavourable), %



Source: Economist/YouGov, Quinnipiac, Politico/MorningConsult, Gallup, Fox News, Harvard-Harris, NBC News/WSJ, Monmouth, Grinnell/Selzer, USA Today, Suffolk, Emerson, CNBC, CNN, ABC News/WaPo, NYT/Siena, Chanae Research (D), NPR/PBS/Marist, YouGov, MNI

Chart 4. Nationwide Opinion Polling, %



Source: Economist/YouGov, Quinnipiac, Politico/MorningConsult, Gallup, Fox News, Harvard-Harris, NBC News/WSJ, Monmouth, Grinnell/Selzer, USA Today, Suffolk, Emerson, CNBC, CNN, ABC News/WaPo, NYT/Siena, Change Research (D), NPR/PBS/Marist, USC Dornsife, Rasmussen Reports, The Hill/HarrisX, GBAO, Redfield & Wilton Strategies, Ipsos/Reuters, Leger, Atlas Intel, Zogby MNI

Latest Updates

Betting Market:

- Implied probability of a Biden win rises from 50.6% at last update on September 4 to 53.9% at the time of writing. In the same period, implied probability of a Trump win has fallen from 47.7% to 44.4%.

Electoral College Projections:

- PluralVote: 'Lean Biden' up to 122 EC votes from 92 previously, giving Biden a total of 334 including safe, likely, and leaning Biden states.
- JHK Forecasts: 16 votes move from the 'likely' to 'lean Biden' category, while 'lean Trump' gains 16 votes from 'toss-up'.

Nationwide Polling:

- No updates in nationwide polling due to Labor Day weekend.

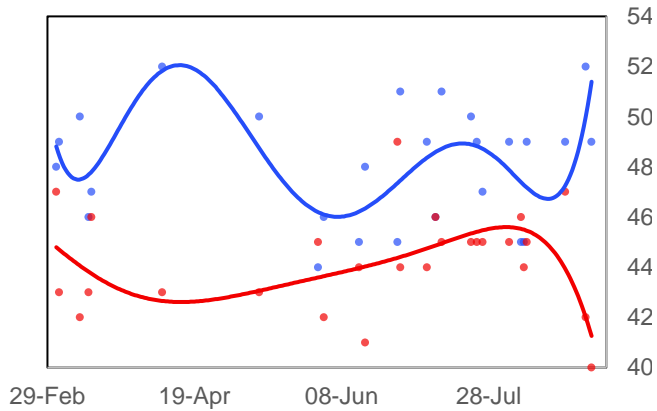
Swing State Polling:

- Latest poll from Minnesota by PPP gives Biden a 52% to 44% lead, and is the fourth poll in a row giving the Democrat an advantage over Donald Trump.
- Rasmussen gives Joe Biden a 4% lead over Trump in Ohio, leading 49% to 45% among likely voters in a September 2 poll. Ohio is a key state for Trump, having won it by 6% over Hillary Clinton in 2016.
- Trump leading by just 2% (49%-47%) in Texas according to a September 2 poll from the University of Texas at Tyler/Dallas Morning News poll.

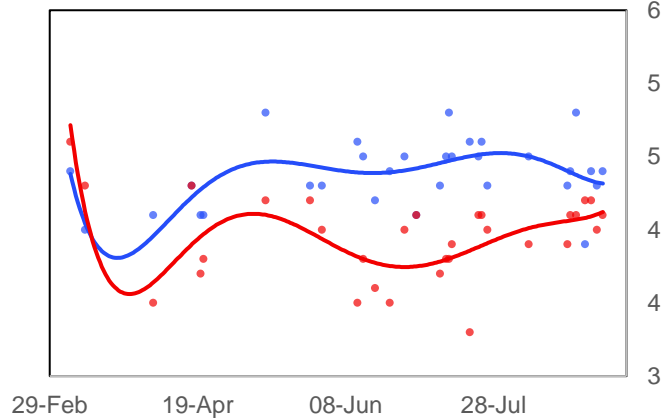
Swing State Presidential Polling Chart Pack, %, Number of Electoral College Votes Per State In ()

— Biden — Trump

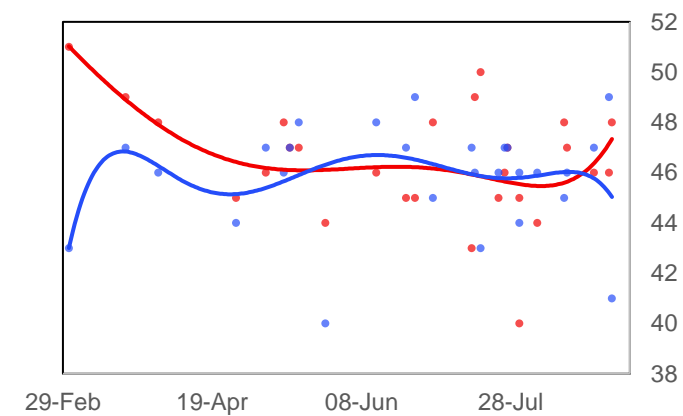
Arizona (11)



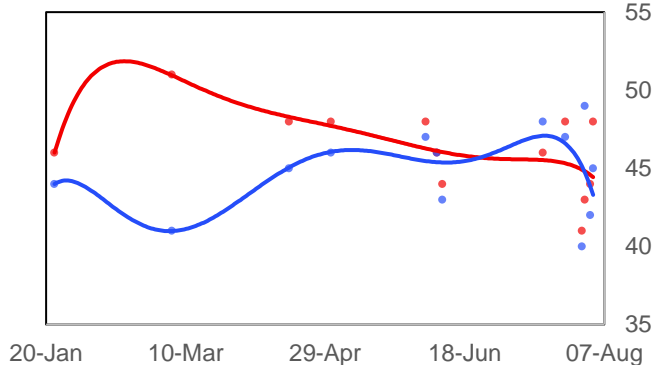
Florida (29)



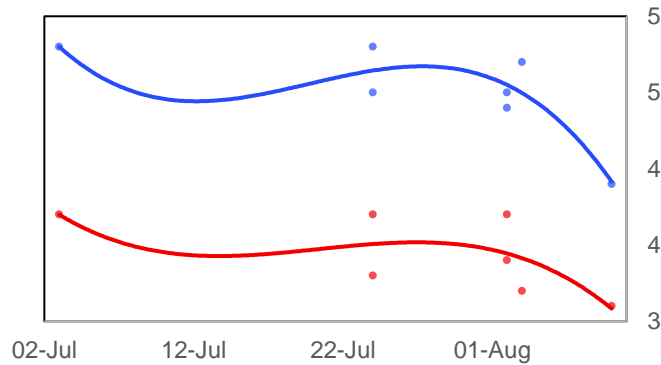
Georgia (16)



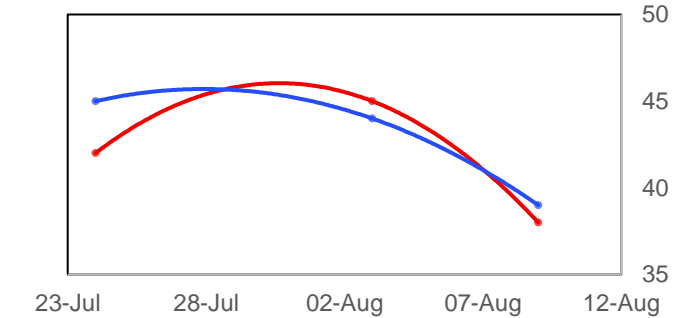
Iowa (6)



Maine (Statewide)



Maine (Second Congressional District)

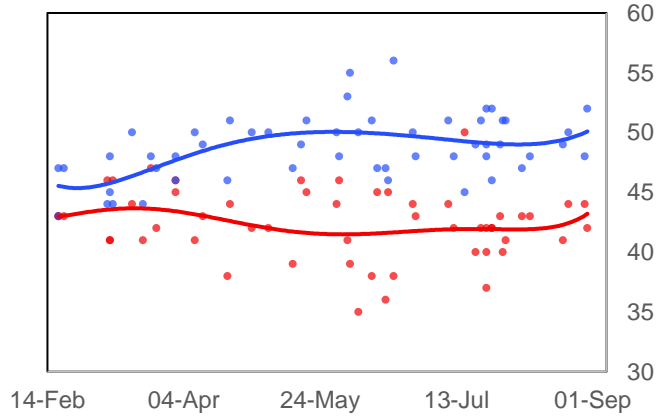


Source: Emerson, CNBC/Change Research (D), Trafalgar Group (R), OH Predictive Insights, CNN, NBC/Marist, CBS/YouGov, Gravis, NYT/Siena, Fox News, Monmouth, Univision/ASU, PPP (D), Mason-Dixon, Quinnipiac, St Pete Polls, TIPP, Florida Atlantic University, UNF, Landmark Communications, SurveyUSA, HIT Strategies (D), Morning Consult, Data for Progress, David Binder Research, RMG Research, Spry Strategies/American Principles Project, Civiqs/Daily Kos, GBAO Strategies, Selzer/Des Moines Register, Critical Insights, Colby College/Social Sphere, PPP/AFSCME, University of Wisconsin-Madison/YouGov, EPIC-MRA, CNN-SRSS, Redfield & Wilton Strategies,

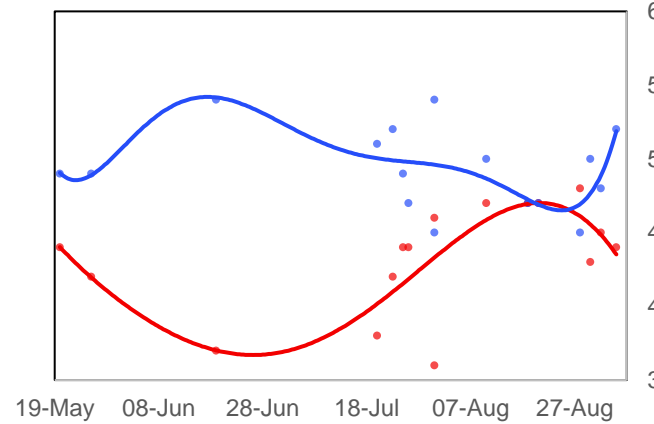
Swing State Presidential Polling Chart Pack, %, Number of Electoral College Votes Per State In ()

— Biden — Trump

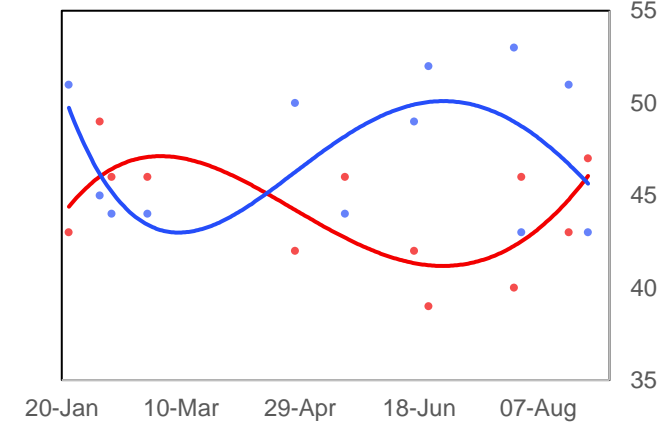
Michigan (16)



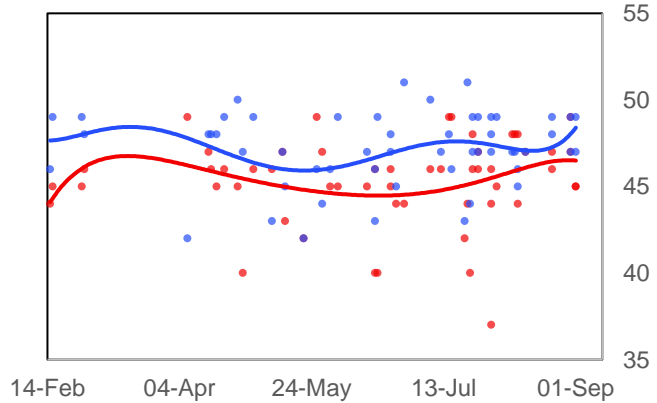
Minnesota (10)



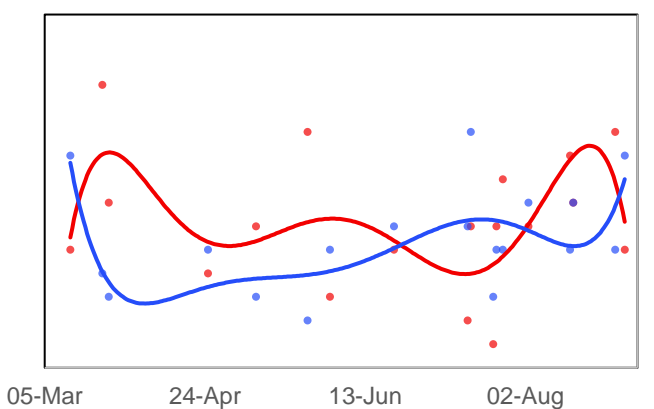
New Hampshire (4)



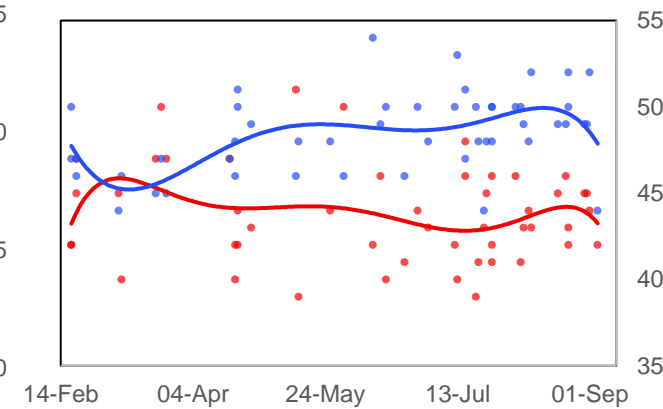
North Carolina (15)



Ohio (18)



Pennsylvania (20)

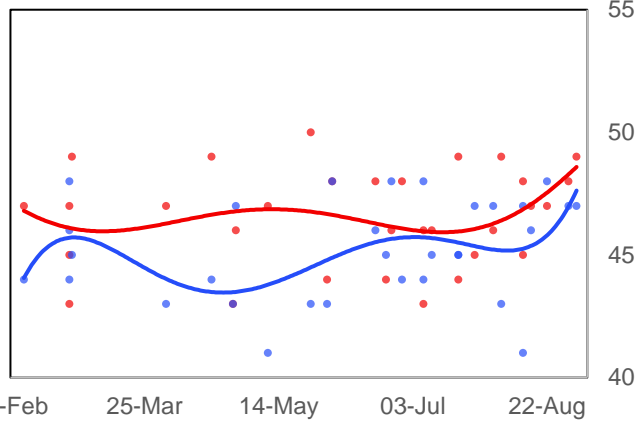


Source: Economist/YouGov, Quinnipiac, Politico/MorningConsult, Gallup, Fox News, Harvard-Harris, NBC News/WSJ, Monmouth, Grinnell/Selzer, USA Today, Suffolk, Emerson, CNBC, CNN, ABC News/WaPo, NYT/Siena, Change Research (D), NPR/PBS/Marist, MNI

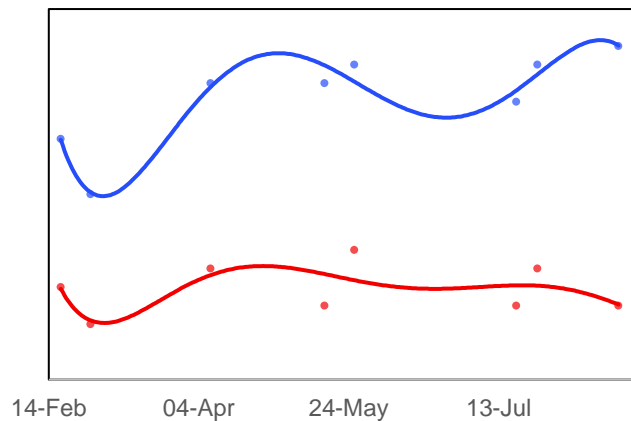
Swing State Presidential Polling Chart Pack, %, Number of Electoral College Votes Per State In ()

— Biden — Trump

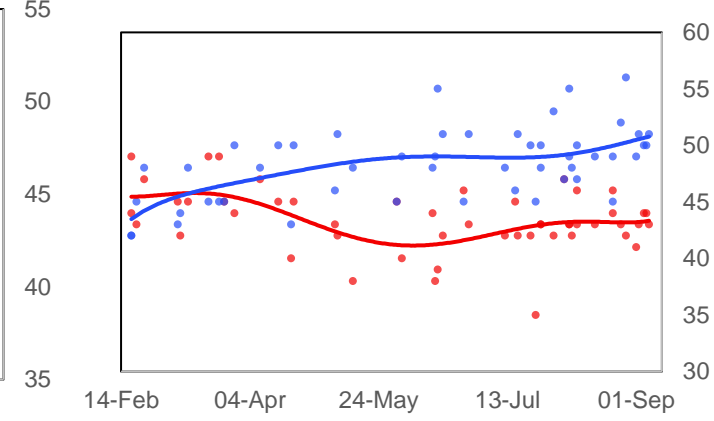
Texas (38)



Virginia (13)



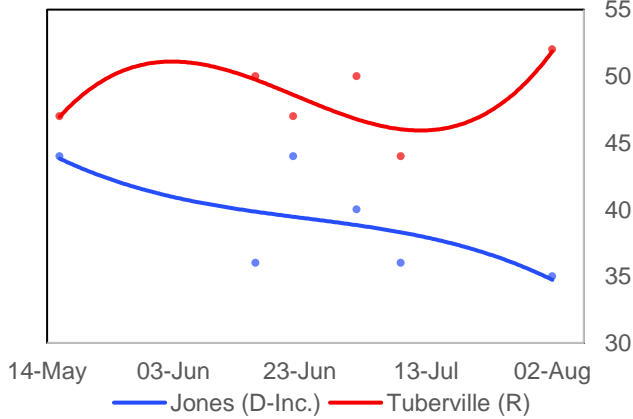
Wisconsin (10)



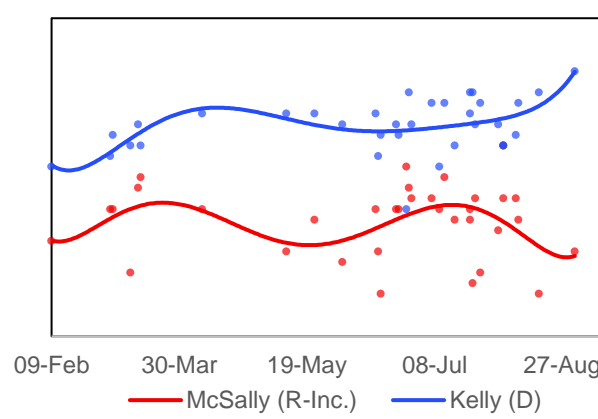
Source: Economist/YouGov, Quinnipiac, Politico/MorningConsult, Gallup, Fox News, Harvard-Harris, NBC News/WSJ, Monmouth, Grinnell/Selzer, USA Today, Suffolk, Emerson, CNBC, CNN, ABC News/WaPo, NYT/Siena, Change Research (D), NPR/PBS/Marist, MNI

Top Senate Election Races Polling Chart Pack, %

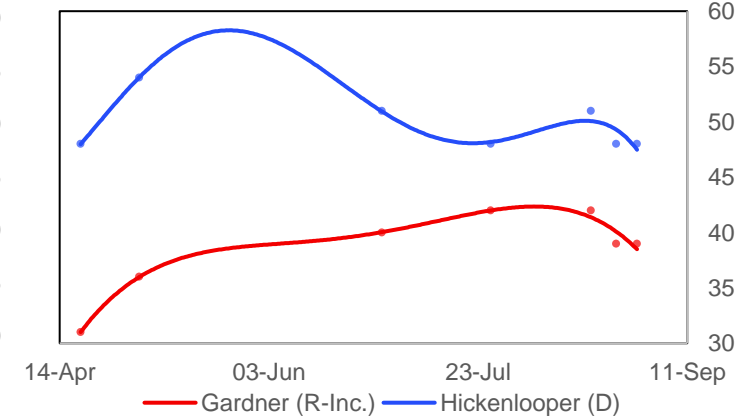
Alabama Senate



Arizona Senate

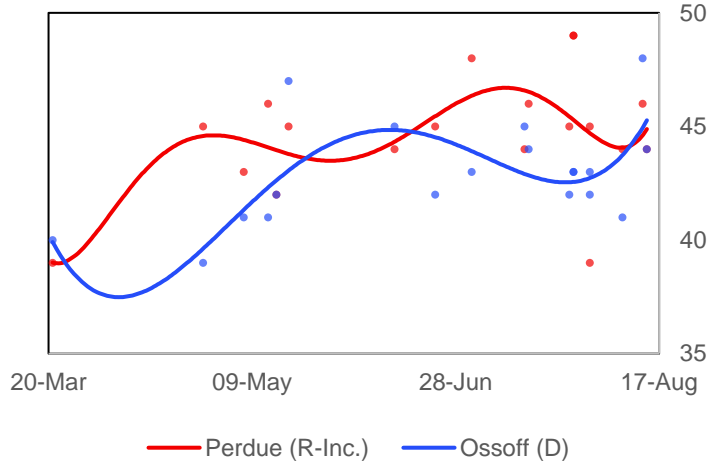


Colorado Senate

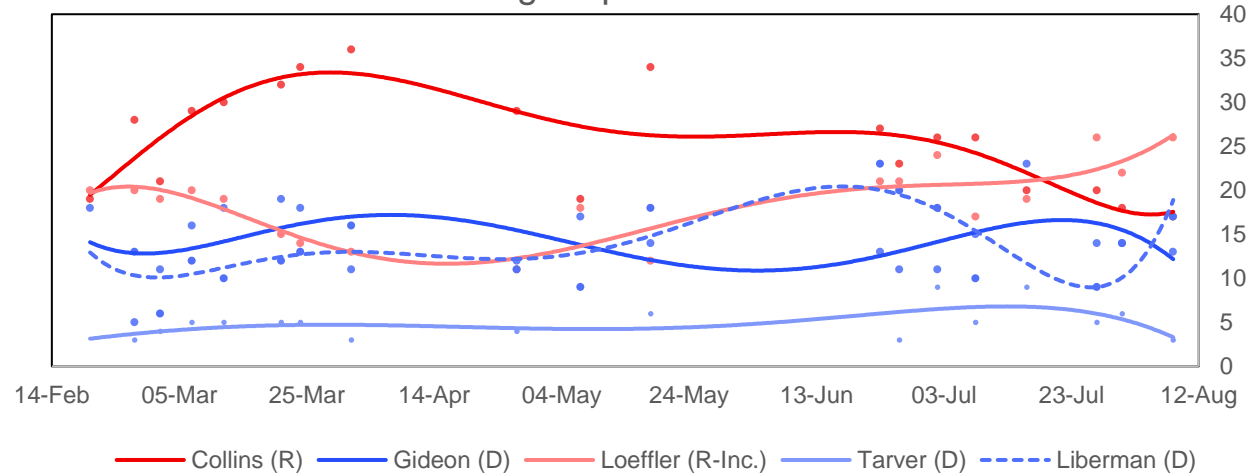


Top Senate Election Races Polling Chart Pack, %

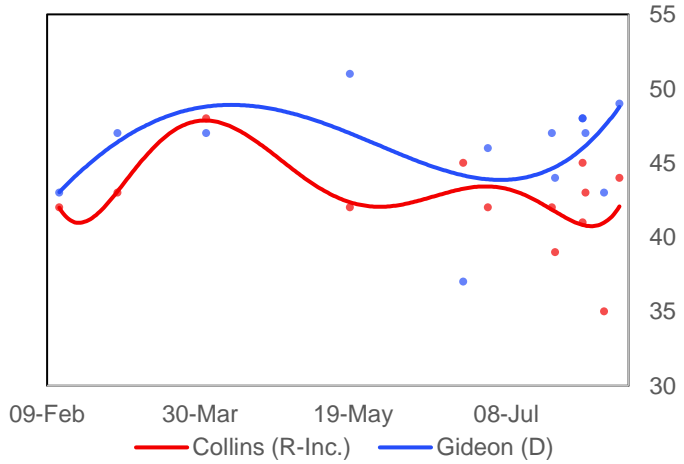
Georgia Senate



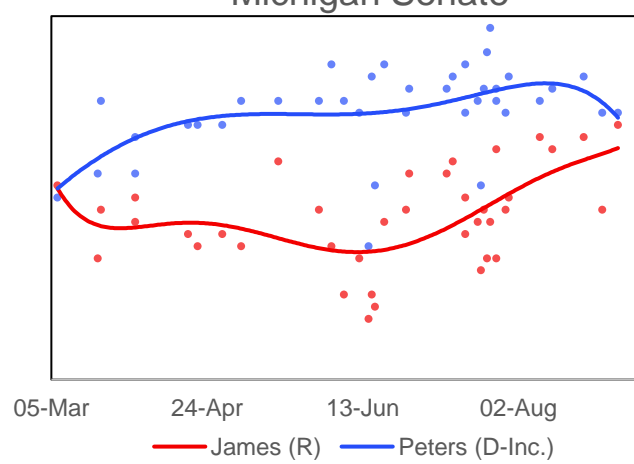
Georgia Special Senate



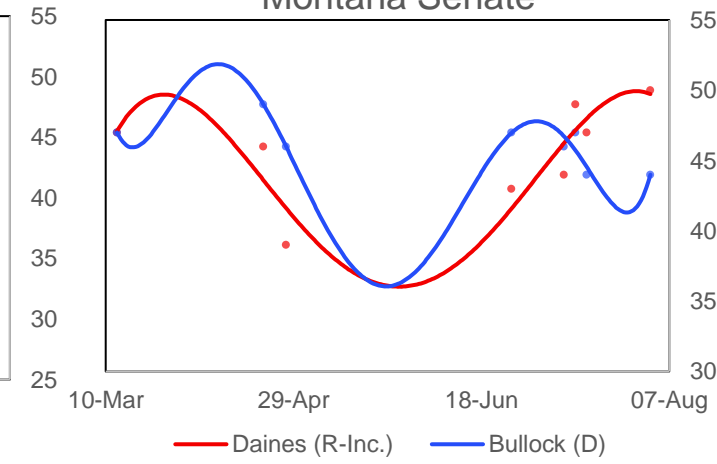
Maine Senate



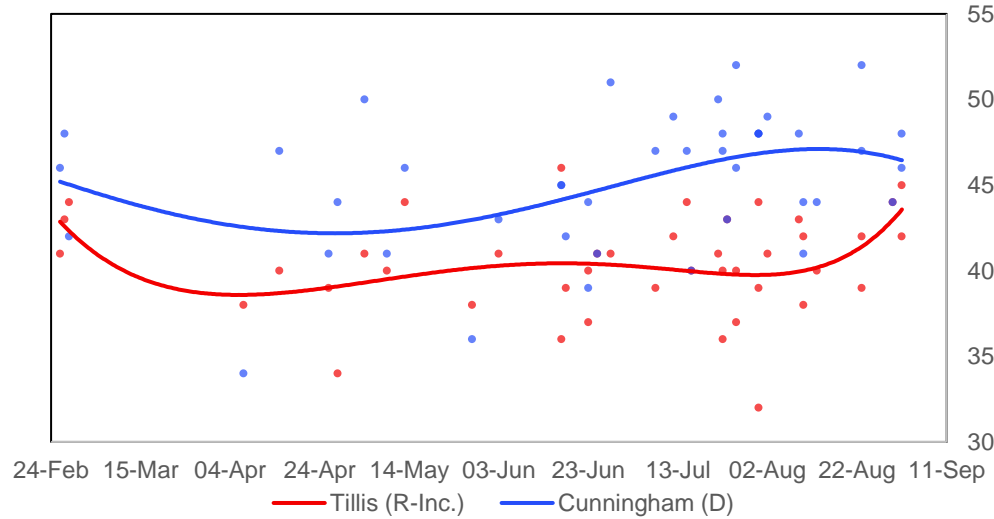
Michigan Senate



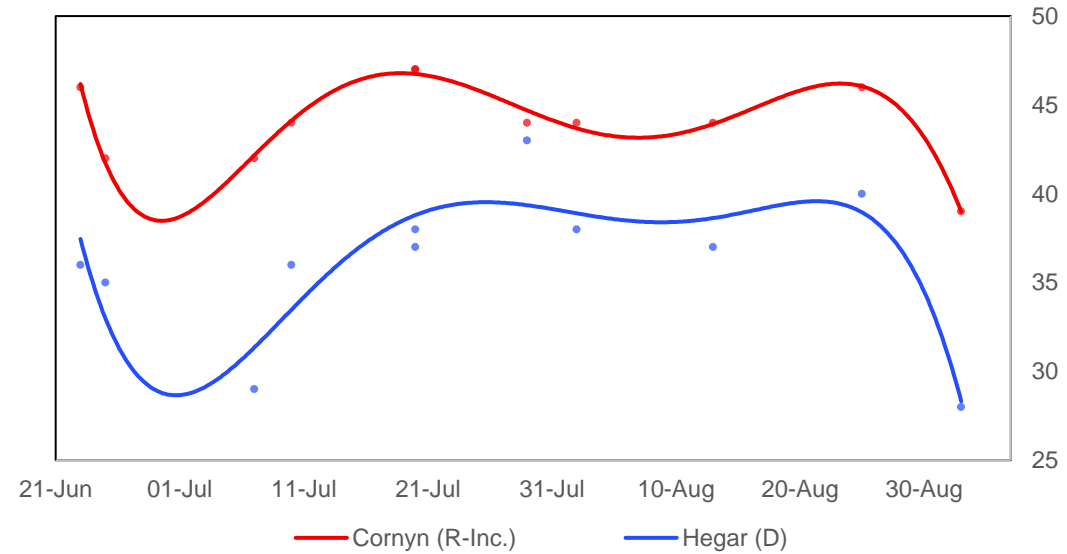
Montana Senate



North Carolina Senate



Texas Senate



Source: AL Daily News/Mason-Dixon, FM3 Research (D), Cygnal (R), ALG Research (D), WPA Intelligence/Club for Growth/Politico (R), Auburn University at Montgomery, Morning Consult, HighGround Public Affairs, PPP, OH Predictive Insights, Univision/Arizona State University, Monmouth University, NBC News/Marist, Fox News, Civiqs/Daily Kos, NYT/Siena College, Redfield & Wilton Strategies, Change Research (D), Global Strategy Group (D), Gravis Marketing (R), Data Orbital, Spry Strategies/APP, CNN/SSRS, Data for Progress, OnMessage/Heritage Action (R), Emerson College, CNBC, Montana State University Bozeman, Keating Research (D), The Progress Campaign (D), Public Opinion Strategies (R), BK Strategies (R), Garin-Hart-Yank/Ossoff (D), YouGov/CBS, Battleground Connect (R), University of Georgia, Cygnal (R), MRG (D), HIT Strategies (D), SurveyUSA, Colby College/Social Sphere, Tarrance Group/1820 PAC (R), Victory Geek (D), Moore Information (R), RMG Research, Quinnipiac University, Critical Insights, Firehouse/Optimus, Marketing Resource Group (R), Hodas & Associates/Restoration PAC (R), EPIC-MRA, Kiaer Research, American Greatness/TIPP (R), University of Montana, Harper Polling/Civitas (R), Meredith College, East Carolina University, Meeting Street Insights (R), Cardinal Point Analytics (R), Dallas Morning News/University of Texas at Tyler, Global Strategy Group/Latino Decisions (D), Rice University/YouGov MNI